

● General Description

The AGM406MBQ combines advanced trench MOSFET technology with a low resistance package to provide extremely low $R_{DS(ON)}$.

This device is ideal for load switch and battery protection applications.

● Features

- Advance high cell density Trench technology
- Low $R_{DS(ON)}$ to minimize conductive loss
- Low Gate Charge for fast switching
- Low Thermal resistance
- 100% Avalanche tested
- 100% DVDS tested

● Application

- MB/VGA Vcore
- SMPS 2nd Synchronous Rectifier
- POL application
- BLDC Motor driver

Product Summary

BVDSS	RDSON	ID
40V	7.8mΩ	25A

WQFN3.3*3.3 Pin Configuration

Package Marking and Ordering Information

Device Marking	Device	Device Package	Reel Size	Tape width	Quantity
AGM406MBQ	AGM406MBQ	WQFN3.3*3.3	330mm	12mm	5000

Table 1. Absolute Maximum Ratings (TA=25°C)

Symbol	Parameter	Value	Unit
VDS	Drain-Source Voltage (VGS=0V)	40	V
VGS	Gate-Source Voltage (VDS=0V)	±20	V
ID	Drain Current-Continuous(Tc=25°C) (Note 1)	25	A
	Drain Current-Continuous(Tc=100°C)	18	A
IDM (pluse)	Drain Current-Pulsed (Note 2)	100	A
PD	Maximum Power Dissipation(Tc=25°C)	2.0	w
	Maximum Power Dissipation(Tc=125°C)	1.3	w
EAS	Avalanche energy (Note 3)	36	mJ
TJ,TSTG	Operating Junction and Storage Temperature Range	-55 To 150	°C

Table 2. Thermal Characteristic

Symbol	Parameter	Typ	Max	Unit
RθJA	Thermal Resistance Junction-ambient (Steady State) ¹	78	94	°C/W
RθJC	Thermal Resistance Junction-Case ¹	---	34	°C/W

Table 3. Electrical Characteristics (T_J=25°C unless otherwise noted)

Symbol	Parameter	Conditions	Min	Typ	Max	Unit
On/Off States						
BVDSS	Drain-Source Breakdown Voltage	VGS=0V ID=250μA	40	--	--	V
IDSS	Zero Gate Voltage Drain Current	VDS=40V, VGS=0V	--	--	1	μA
IGSS	Gate-Body Leakage Current	VGS=±20V, VDS=0V	--	--	100	nA
VGS(th)	Gate Threshold Voltage	VDS=VGS, ID=250μA	1.2	1.5	2.2	V
gFS	Forward Transconductance	VDS=5V, ID=6A	--	15	--	S
RDS(on)	Drain-Source On-State Resistance	VGS=10V, ID=10A	--	7.8	11	mΩ
		VGS=4.5V, ID=6A	--	11	20	mΩ
Dynamic Characteristics						
Ciss	Input Capacitance	VDS=20V, VGS=0V, F=1MHZ	--	870	--	pF
Coss	Output Capacitance		--	265	--	pF
Crss	Reverse Transfer Capacitance		--	20	--	pF
Rg	Gate resistance	VGS=0V, VDS=0V, f=1.0MHz	--	--	--	Ω
Switching Times						
td(on)	Turn-on Delay Time	VGS=10V, VDS=20V, ID=1A, RGEN=6Ω	--	5.6	--	nS
tr	Turn-on Rise Time		--	29	--	nS
td(off)	Turn-Off Delay Time		--	15	--	nS
tf	Turn-Off Fall Time		--	4.6	--	nS
Qg	Total Gate Charge	VGS=10V, VDS=20V, ID=10A	--	13	--	nC
Qgs	Gate-Source Charge		--	2.7	--	nC
Qgd	Gate-Drain Charge		--	1.6	--	nC
Source-Drain Diode Characteristics						
ISD	Source-Drain Current(Body Diode)		--	--	25	A
VSD	Forward on Voltage	VGS=0V, IS=10A	--	0.8	1.2	V
trr	Reverse Recovery Time	IF=10A , dI/dt=100A/μs , TJ=25°C	--	--	--	ns
Qrr	Reverse Recovery Charge		--	--	--	nc

Notes 1.The maximum current rating is package limited.

Notes 2.Repetitive Rating: Pulse width limited by maximum junction temperature

Notes 3.EAS condition: T_J=25°C , VDD=25V, Vgs=10V, ID=12A, L=0.5mH, RG=25ohm

Typical Characteristics

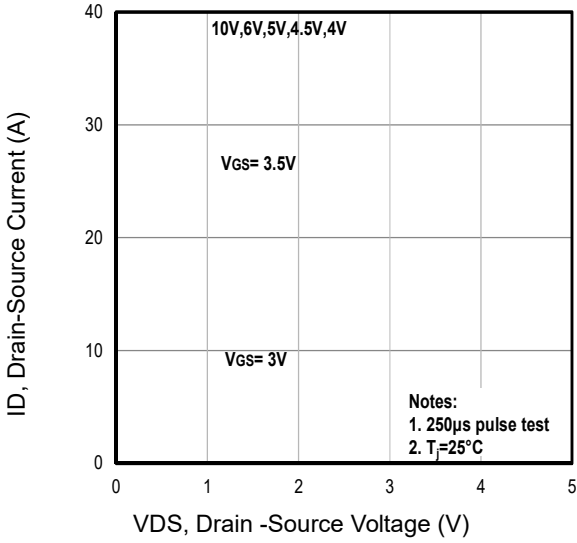


Fig1. Typical Output Characteristics

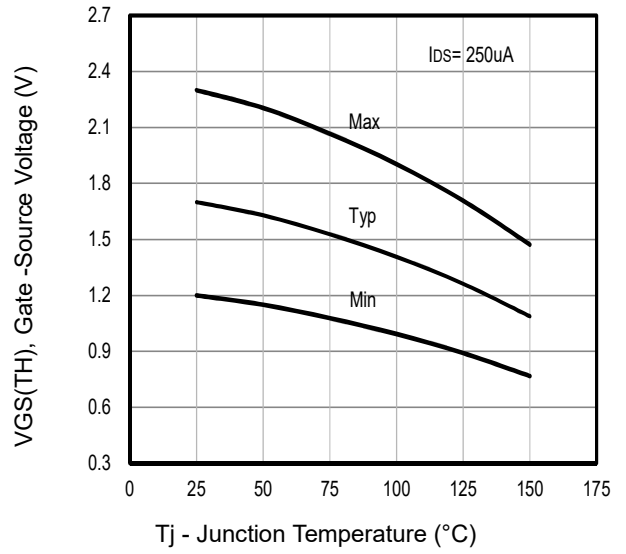


Fig2. Typical V_{GS(TH)} Gate-Source Voltage Vs. T_j

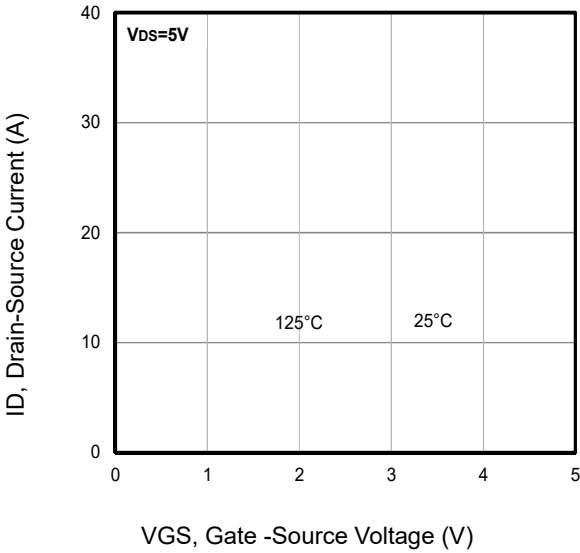


Fig3. Typical Transfer Characteristics

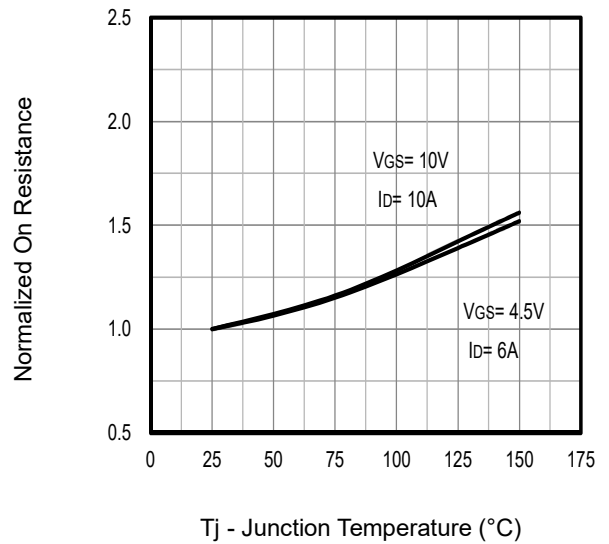


Fig4. Typical Normalized On-Resistance Vs. T_j

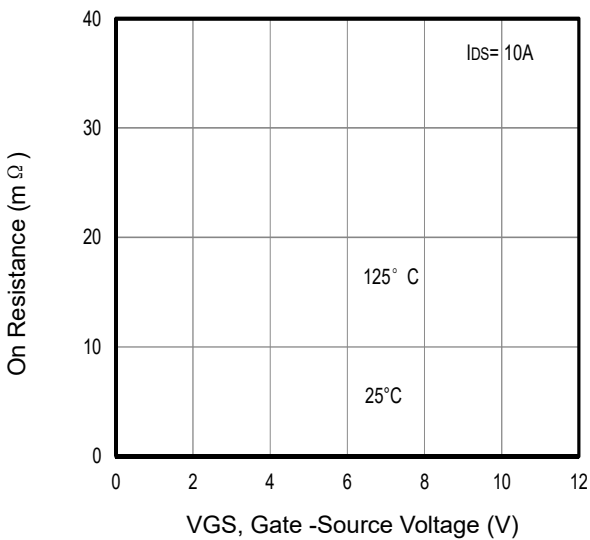


Fig5. Typical On Resistance Vs Gate-Source Voltage

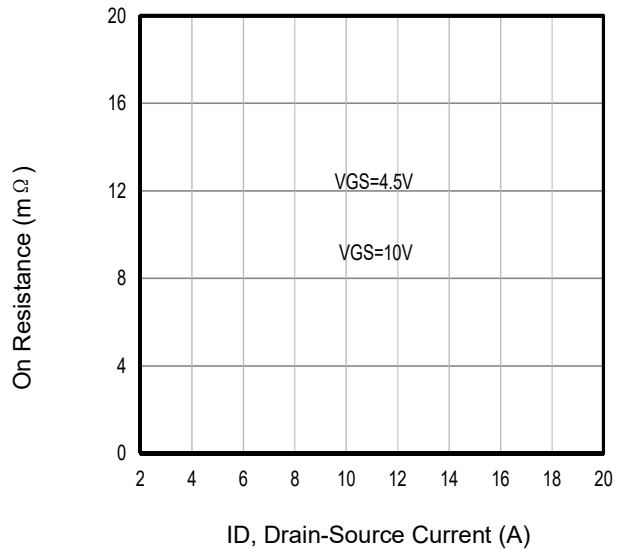


Fig6. Typical On Resistance Vs Drain Current

Typical Characteristics

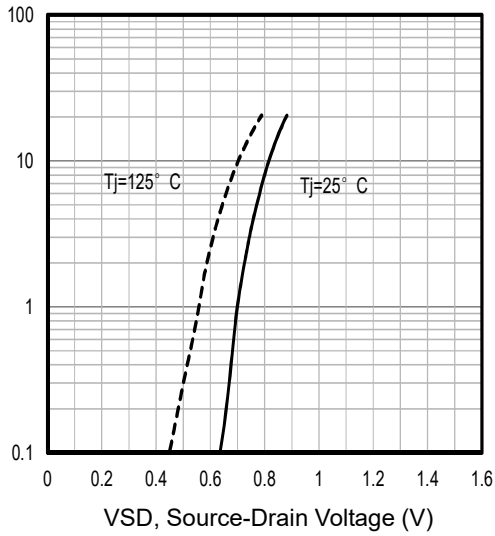


Fig7. Typical Source-Drain Diode Forward Voltage

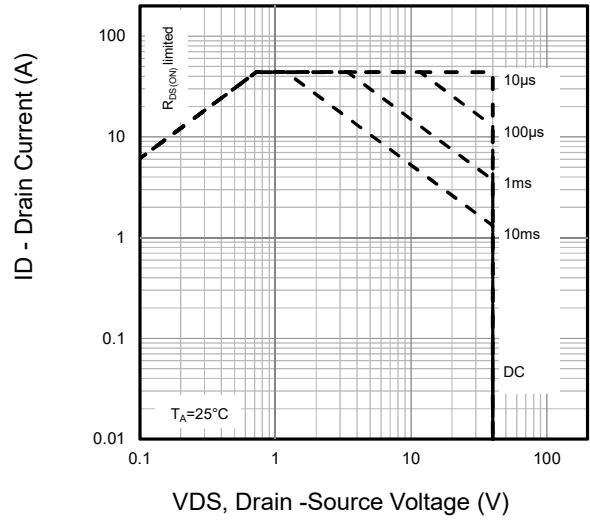


Fig8. Maximum Safe Operating Area

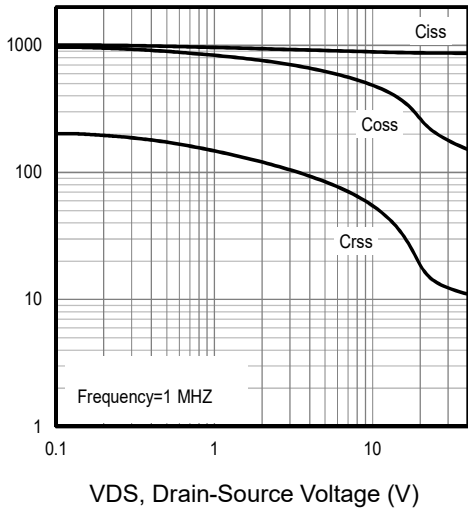


Fig9. Typical Capacitance Vs. Drain-Source Voltage

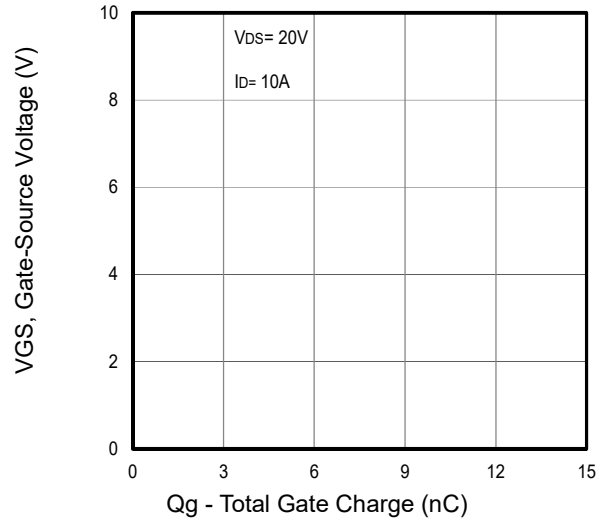


Fig10. Typical Gate Charge Vs. Gate-Source Voltage

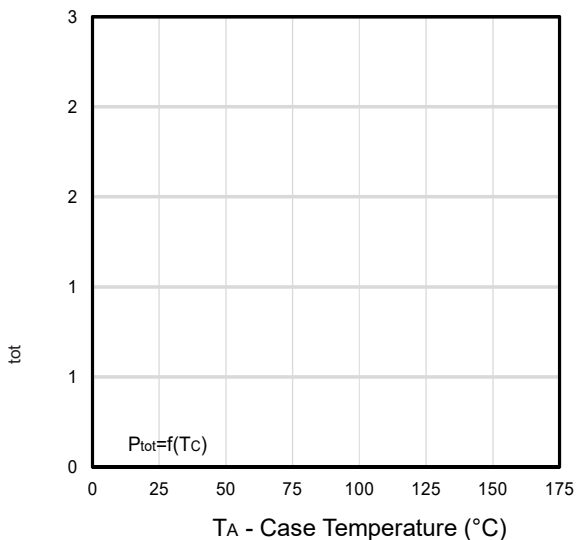


Fig11. Power Dissipation Vs. Case Temperature

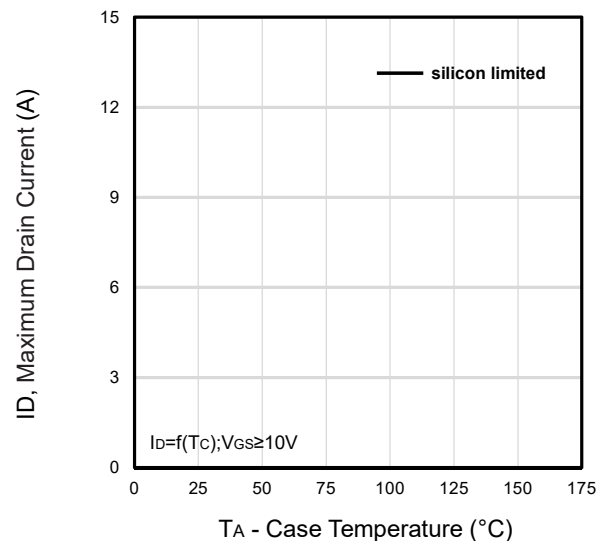


Fig12. Maximum Drain Current Vs. Case Temperature

Typical Characteristics

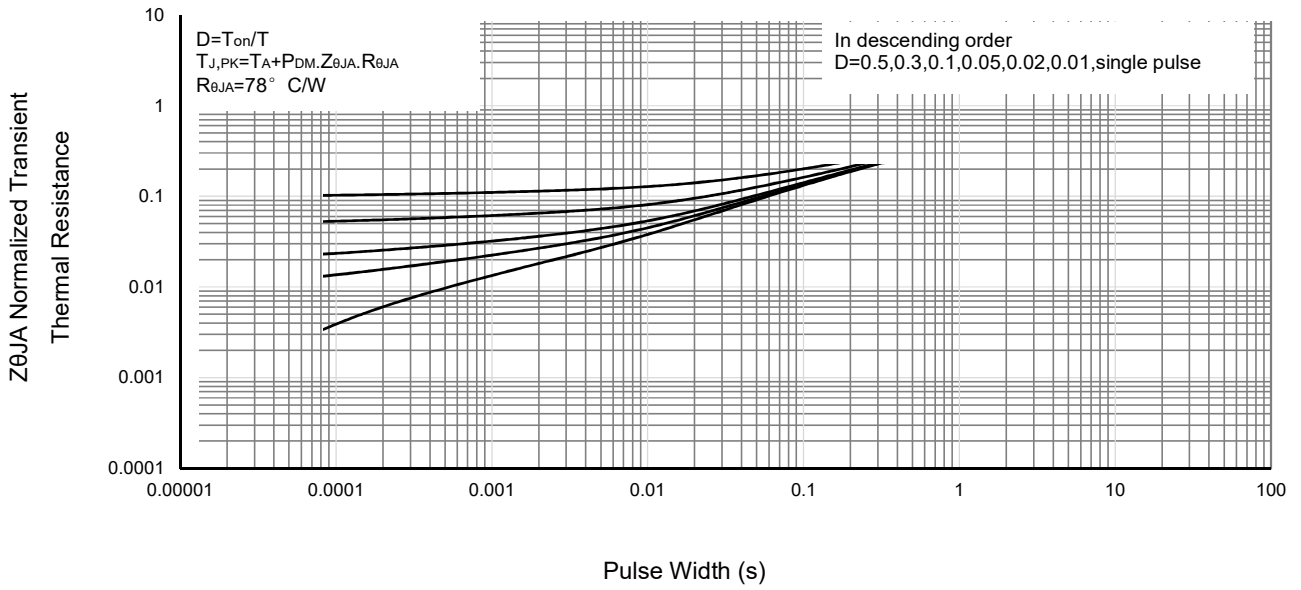
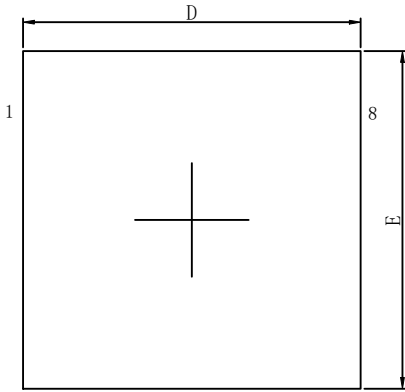
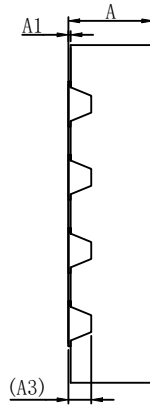
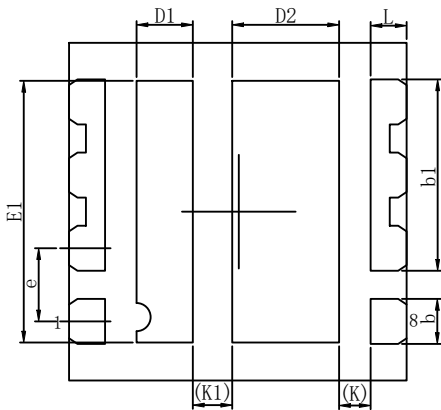


Fig13 . Normalized Maximum Transient Thermal Impedance

•Dimensions (WQFN3.3*3.3)

 TOP VIEW
[顶视图]

 SIDE VIEW
[侧视图]

 BOTTOM VIEW
[背视图]

SYMBOL	MIN	NOM	MAX
A	0.700	0.750	0.800
A1	0.000	0.020	0.050
A3	0.203 REF		
b	0.350	0.400	0.450
b1	1.600	1.700	1.800
D	2.900	3.000	3.100
E	2.900	3.000	3.100
e	0.650 BSC		
D1	0.400	0.500	0.600
D2	0.850	0.950	1.050
E1	2.225	2.325	2.425
L	0.220	0.320	0.420
K	0.280 REF		
K1	0.350 REF		


Disclaimer:

The information provided in this document is believed to be accurate and reliable. however, Shenzhen Core Control Electronics Technology Co., Ltd. does not assume any responsibility for the following consequences. Do not consider the use of such information or use beyond its scope.

The information mentioned in this document may be changed at any time without notice.

The products and information provided in this document do not infringe patents. Shenzhen Core Control Electronics Technology Co., Ltd. assumes no responsibility for any infringement of any other rights of third parties. The result of using such products and information.

This document is the fifth version issued on Dec.10th, 2023. This document replaces all previously provided information.

 It is a registered trademark of Shenzhen Core Control Electronics Technology Co., Ltd.

Copyright © 2017 Shenzhen Core Control Electronics Technology Co., Ltd. all rights reserved.

X-ON Electronics

Largest Supplier of Electrical and Electronic Components

Click to view similar products for [MOSFET](#) category:

Click to view products by [AGM-Semi](#) manufacturer:

Other Similar products are found below :

[IRFD120](#) [JANTX2N5237](#) [BUK455-60A/B](#) [MIC4420CM-TR](#) [VN1206L](#) [NDP4060](#) [SI4482DY](#) [IPS70R2K0CEAKMA1](#) [SQD23N06-31L-GE3](#)
[TK16J60W,S1VQ\(O](#) [2SK2614\(TE16L1,Q\)](#) [DMN1017UCP3-7](#) [DMN1053UCP4-7](#) [SQJ469EP-T1-GE3](#) [NTE2384](#) [DMC2700UDMQ-7](#)
[DMN2080UCB4-7](#) [DMN61D9UWQ-13](#) [US6M2GTR](#) [DMN31D5UDJ-7](#) [DMP22D4UFO-7B](#) [DMN1006UCA6-7](#) [DMN16M9UCA6-7](#)
[STF5N65M6](#) [IRF40H233XTMA1](#) [STU5N65M6](#) [DMN6022SSD-13](#) [DMN13M9UCA6-7](#) [DMTH10H4M6SPS-13](#) [DMN2990UFB-7B](#)
[IPB80P04P405ATMA2](#) [2N7002W-G](#) [MCAC30N06Y-TP](#) [MCQ7328-TP](#) [NTMC083NP10M5L](#) [BXP7N65D](#) [BXP4N65F](#) [AOL1454G](#)
[WMJ80N60C4](#) [BXP2N20L](#) [BXP2N65D](#) [BXT1150N10J](#) [BXT1700P06M](#) [TSM60NB380CP](#) [ROG](#) [RQ7L055BGTGR](#) [DMNH15H110SK3-13](#)
[SLF10N65ABV2](#) [BSO203SP](#) [BSO211P](#) [IPA60R230P6](#)