

● General Description

The AGM40P25AP combines advanced trench MOSFET technology with a low resistance package to provide extremely low $R_{DS(ON)}$.

This device is ideal for load switch and battery protection applications.

● Features

- Advance high cell density Trench technology
- Low $R_{DS(ON)}$ to minimize conductive loss
- Low Gate Charge for fast switching
- Low Thermal resistance
- 100% Avalanche tested
- 100% DVDS tested

● Application

- MB/VGA Vcore
- SMPS 2nd Synchronous Rectifier
- POL application
- BLDC Motor driver

Product Summary

BVDSS	RDSON	ID
-40V	32mΩ	-19A

PDFN3.3*3.3 Pin Configuration

Package Marking and Ordering Information

Device Marking	Device	Device Package	Reel Size	Tape width	Quantity
AGM40P25AP	AGM40P25AP	PDFN3.3*3.3	330mm	12mm	5000

Table 1. Absolute Maximum Ratings (TA=25°C)

Symbol	Parameter	Value	Unit
VDS	Drain-Source Voltage (VGS=0V)	-40	V
VGS	Gate-Source Voltage (VDS=0V)	±20	V
ID	Drain Current-Continuous(Tc=25°C) (Note 1)	-19	A
	Drain Current-Continuous(Tc=100°C)	-13	A
IDM (pulse)	Drain Current-Continuous@ Current-Pulsed (Note 2)	-76	A
PD	Maximum Power Dissipation(Tc=25°C)	34	w
	Maximum Power Dissipation(Tc=100°C)	14	w
EAS	Avalanche energy (Note 3)	64	mJ
TJ,TSTG	Operating Junction and Storage Temperature Range	-55 To 150	°C

Table 2. Thermal Characteristic

Symbol	Parameter	Typ	Max	Unit
RθJA	Thermal Resistance Junction-ambient (Steady State) ¹	---	20	°C/W
RθJC	Thermal Resistance Junction-Case ¹	---	3.7	°C/W

Table 2. P-Channel Electrical Characteristics (T_J=25°C unless otherwise noted)

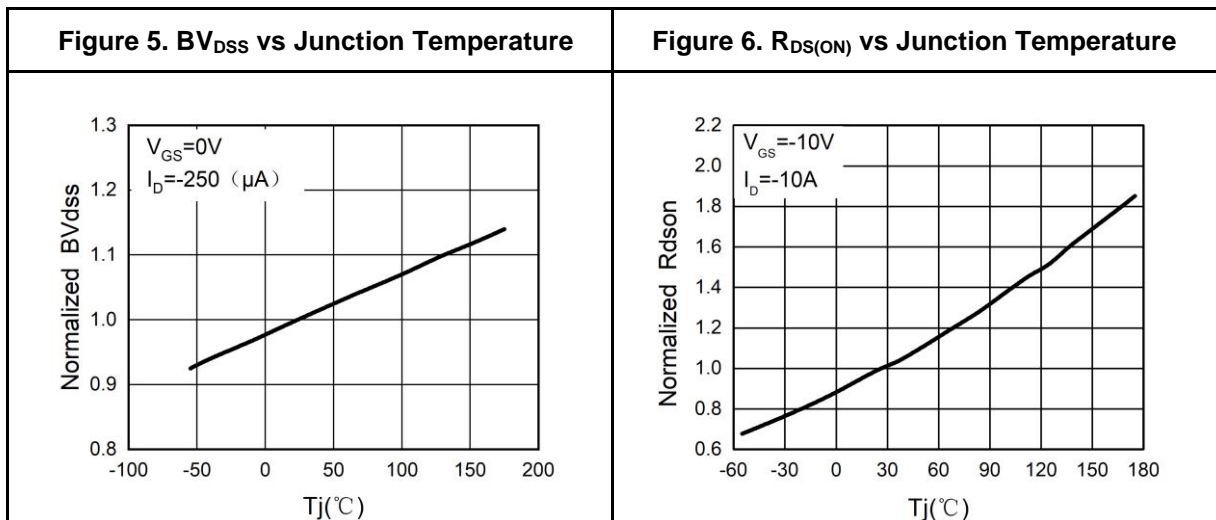
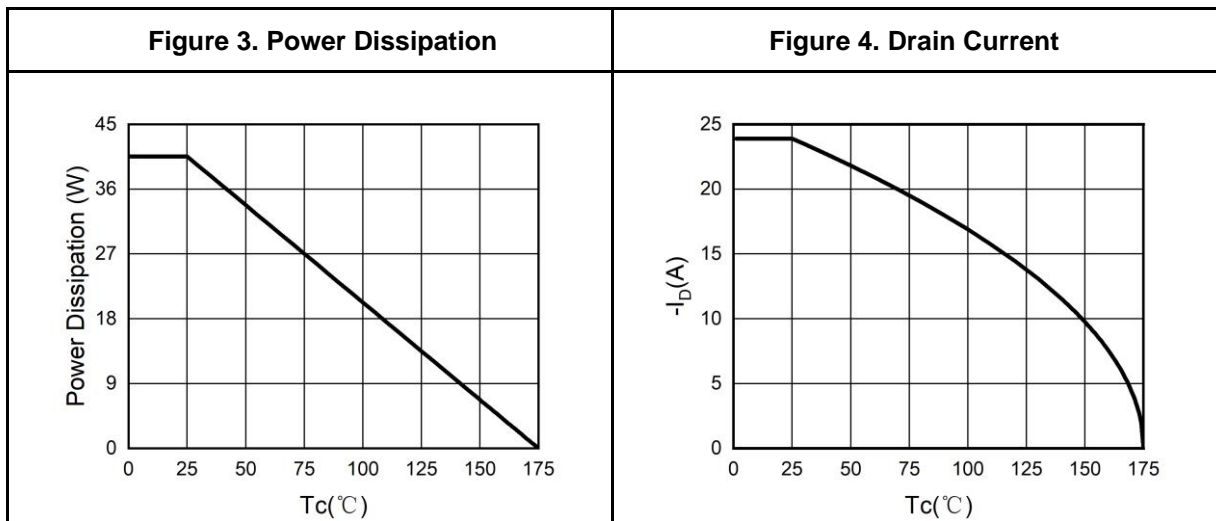
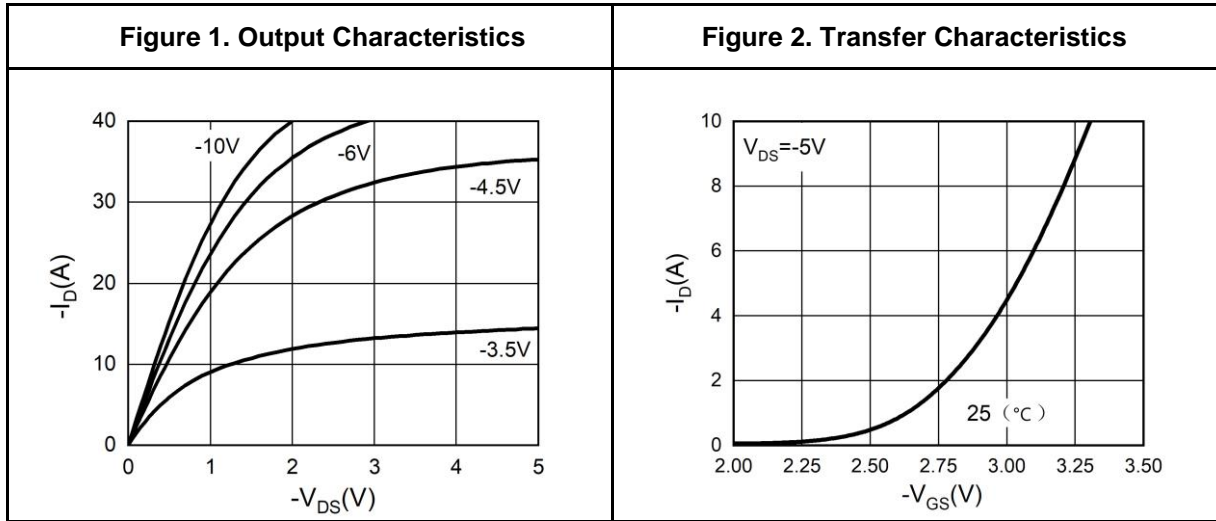
Symbol	Parameter	Conditions	Min	Typ	Max	Unit
On/Off States						
BVDSS	Drain-Source Breakdown Voltage	V _{GS} =0V, I _D =-250μA	-40	--	--	V
IDSS	Zero Gate Voltage Drain Current	V _{DS} =-40V, V _{GS} =0V	--	--	-1	μA
IGSS	Gate-Body Leakage Current	V _{GS} =±20V, V _{DS} =0V	--	--	±100	nA
V _{GS(th)}	Gate Threshold Voltage	V _{DS} =V _{GS} , I _D =-250μA	-1.2	--	-2.2	V
g _{FS}	Forward Transconductance	V _{DS} =-5V, I _D =-5A	--	11	--	S
R _{DS(on)}	Drain-Source On-State Resistance	V _{GS} =-10V, I _D =-10A	--	32	36	mΩ
		V _{GS} =-4.5V, I _D =-5A	--	42	47	mΩ
Dynamic Characteristics						
C _{iss}	Input Capacitance	V _{DS} =-20V, V _{GS} =0V, F=1MHZ	--	1021	--	pF
C _{oss}	Output Capacitance		--	63.6	--	pF
C _{rss}	Reverse Transfer Capacitance		--	48.6	--	pF
R _g	Gate resistance	V _{GS} =0V, V _{DS} =0V, f=1.0MHz	--	4.7	--	Ω
Switching Times						
t _{d(on)}	Turn-on Delay Time	V _{GS} =-10V, V _{DS} =-20V, R _L =2Ω, R _{GEN} =3Ω	--	13	--	nS
t _r	Turn-on Rise Time		--	16	--	nS
t _{d(off)}	Turn-Off Delay Time		--	180	--	nS
t _f	Turn-Off Fall Time		--	86	--	nS
Q _g	Total Gate Charge	V _{GS} =-10V, V _{DS} =-20V, I _D =-10A	--	19.3	--	nC
Q _{gs}	Gate-Source Charge		--	2.5	--	nC
Q _{gd}	Gate-Drain Charge		--	5.5	--	nC
Source-Drain Diode Characteristics						
I _{SD}	Source-Drain Current(Body Diode)		--	--	-19	A
V _{SD}	Forward on Voltage	V _{GS} =0V, I _S =-10A	--	--	-1.2	V
t _{rr}	Reverse Recovery Time	I _F =-10A, dI/dt=100A/μs, T _J =25°C	--	34	--	ns
Q _{rr}	Reverse Recovery Charge		--	35	--	nc

Notes 1.The maximum current rating is package limited.

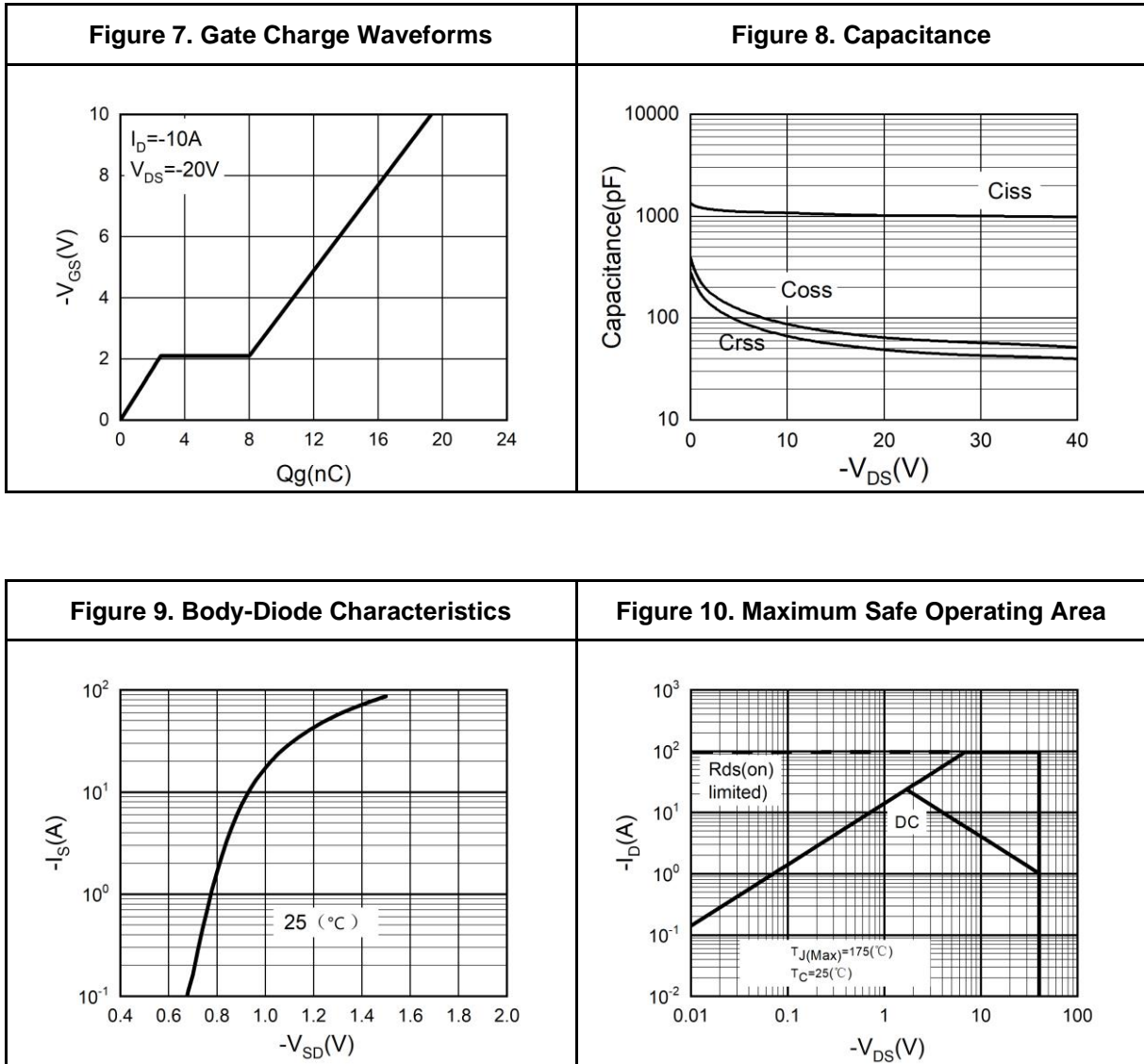
Notes2.Repetitive Rating: Pulse width limited by maximum junction temperature Notes

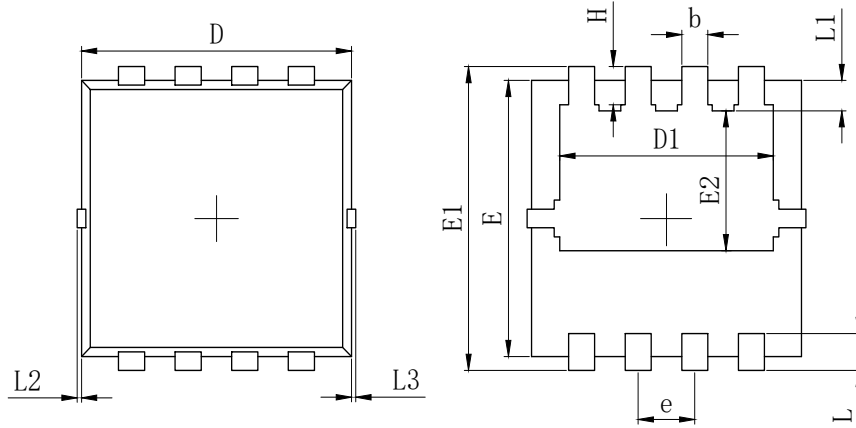
3.EAS condition: T_J=25°C, V_{DD}=-25V, V_{gs}=-10V, I_D=-16A, L=0.5mH, R_G=25ohm

Typical Electrical And Thermal Characteristics (Curves)

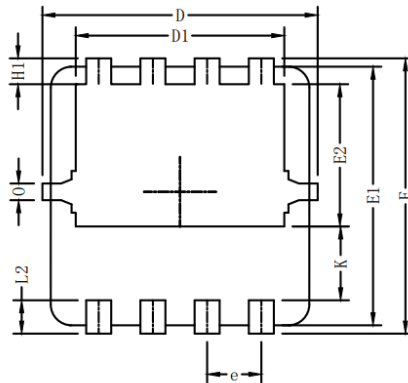
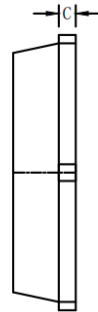
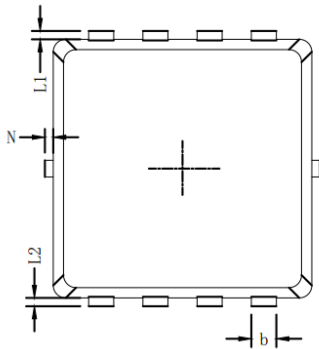
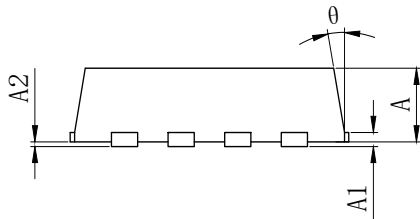


Typical Electrical And Thermal Characteristics (Curves)



•Dimensions (PDFN3.3×3.3)


SYMBOL	MILLIMETER		
	MIN	Typ.	MAX
A	0.700	0.800	0.900
A1	0.152 REF.		
A2	0°0.05		
D	3.000	3.100	3.200
D1	2.300	2.450	2.600
E	2.900	3.000	3.100
E1	3.150	3.300	3.450
E2	1.320	1.520	1.720
b	0.200	0.300	0.400
e	0.550	0.650	0.750
L	0.300	0.400	0.500
L1	0.180	0.330	0.480
L2	0°0.100		
L3	0°0.100		
H	0.315	0.415	0.515
θ	8°	10°	12°



Symbols	Millimeters		
	MIN.	NOM.	MAX.
A	0.65	0.75	0.85
b	0.25	0.30	0.35
C	0.15	0.20	0.25
D	3.00	3.10	3.20
D1	2.40	2.50	2.60
E	3.20	3.30	3.40
E1	3.00	3.10	3.20
E2	1.60	1.70	1.80
e	0.65 BSC.		
H1	0.21	0.31	0.41
H2	0.30	0.40	0.50
K	0.78	0.88	0.98
L1/L2	0.10 REF.		
θ	11°	12°	13°
N	0	-	0.15
0	0.2 REF.		


Disclaimer:

The information provided in this document is believed to be accurate and reliable. however, Shenzhen Core Control Electronics Technology Co., Ltd. does not assume any responsibility for the following consequences. Do not consider the use of such information or use beyond its scope.

The information mentioned in this document may be changed at any time without notice.

The products and information provided in this document do not infringe patents. Shenzhen Core Control Electronics Technology Co., Ltd. assumes no responsibility for any infringement of any other rights of third parties. The result of using such products and information.

This document is the first version issued on October 10th, 2023. This document replaces all previously provided information.

 It is a registered trademark of Shenzhen Core Control Electronics Technology Co., Ltd.

Copyright © 2017 Shenzhen Core Control Electronics Technology Co., Ltd. all rights reserved.

X-ON Electronics

Largest Supplier of Electrical and Electronic Components

Click to view similar products for [MOSFET](#) category:

Click to view products by [AGM-Semi](#) manufacturer:

Other Similar products are found below :

[IRFD120](#) [JANTX2N5237](#) [BUK455-60A/B](#) [MIC4420CM-TR](#) [VN1206L](#) [NDP4060](#) [SI4482DY](#) [IPS70R2K0CEAKMA1](#) [SQD23N06-31L-GE3](#)
[TK16J60W,S1VQ\(O](#) [2SK2614\(TE16L1,Q\)](#) [DMN1017UCP3-7](#) [DMN1053UCP4-7](#) [SQJ469EP-T1-GE3](#) [NTE2384](#) [DMC2700UDMQ-7](#)
[DMN2080UCB4-7](#) [DMN61D9UWQ-13](#) [US6M2GTR](#) [DMN31D5UDJ-7](#) [DMP22D4UFO-7B](#) [DMN1006UCA6-7](#) [DMN16M9UCA6-7](#)
[STF5N65M6](#) [IRF40H233XTMA1](#) [STU5N65M6](#) [DMN6022SSD-13](#) [DMN13M9UCA6-7](#) [DMTH10H4M6SPS-13](#) [DMN2990UFB-7B](#)
[IPB80P04P405ATMA2](#) [2N7002W-G](#) [MCAC30N06Y-TP](#) [MCQ7328-TP](#) [NTMC083NP10M5L](#) [BXP7N65D](#) [BXP4N65F](#) [AOL1454G](#)
[WMJ80N60C4](#) [BXP2N20L](#) [BXP2N65D](#) [BXT1150N10J](#) [BXT1700P06M](#) [TSM60NB380CP](#) [ROG](#) [RQ7L055BGTGR](#) [DMNH15H110SK3-13](#)
[SLF10N65ABV2](#) [BSO203SP](#) [BSO211P](#) [IPA60R230P6](#)