

## LH Series

- Withstand high temperature for General purposes
- Endurance:105°C 2000 hours
- RoHS Compliant

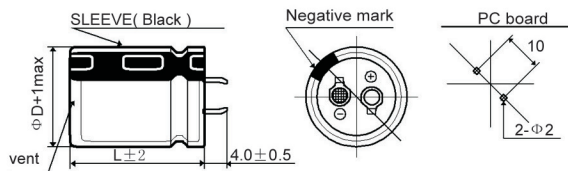


### ◆ SPECIFICATIONS

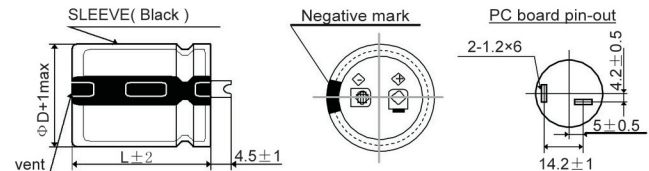
Items	Characteristics												
Category	-40~+105°C						-25~+105°C						
Temperature Range	10~100V.DC						160~500V.DC						
Rated Voltage Range	±20% (M) (at 20°C, 120Hz)												
Capacitance Tolerance	$I \leq 3 \sqrt{CV}$												
Leakage Current	Where, I : Max. leakage current (μA), C : Nominal capacitance (μF), V : Rated voltage (V) (at 20°C after 5 minutes)												
Dissipation Factor (tan δ)	Rated voltage (V <sub>dc</sub> )	10V	16V	25V	35V	50V	63V	80V	100V	160 to 250V	315 to 450V	500V	(at 20°C, 120Hz)
	tan δ (Max.)	0.55	0.50	0.45	0.40	0.35	0.30	0.25	0.20	0.15	0.15	0.20	
Low Temperature Characteristics (Max. Impedance Ratio)	Rated voltage (V <sub>dc</sub> )	10V	16V	25V	35V	50V	63V	80V	100V	160 to 250V	315 to 400V	420 to 500V	(at 120Hz)
	Z(-25°C)/Z(+20°C)	4	4	3	3	2	2	2	2	4	8	8	
	Z(-40°C)/Z(+20°C)	15	15	10	8	6	6	5	5	-	-	-	
Endurance	The following specifications shall be satisfied when the capacitors are restored to 20°C after subjected to DC voltage with the rated ripple current is applied for 2,000 hours at 105°C.												
	Capacitance change	≤20% of the initial value											
	D.F. (tan δ)	≤200% of the initial specified value											
	Leakage current	≤The initial specified value											
Shelf Life	The following specifications shall be satisfied when the capacitors are restored to 20°C after exposing them for 1,000 hours at 105°C without voltage applied.												
	Capacitance change	≤20% of the initial value											
	D.F. (tan δ)	≤150% of the initial specified value											
	Leakage current	≤200% Of The initial specified value											

### ◆ DIMENSIONS [mm]

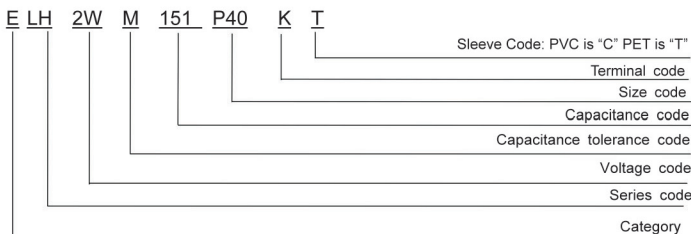
- Terminal Code : K (Φ 22 to Φ 35) : Standard



- Terminal Code : L (Φ 35)



### ◆ PART NUMBER SYSTEM



※Sleeve Code and Terminal Code should follow the part number system

### ◆ RATED RIPPLE CURRENT MULTIPLIERS

Frequency correction factor for ripple current (Hz)

W.V	120	1k	10k	100k
10~50	1.00	1.03	1.05	1.08
63~100	1.00	1.07	1.13	1.19
160~250	1.00	1.32	1.45	1.50
315~500	1.00	1.30	1.41	1.43

The endurance of capacitors is shorted with internal heating produced by ripple current at the rate of halving the lifetime with every 5°C rise. When long life performance is required in actual use, the rms ripple current has to be reduced.

## X-ON Electronics

Largest Supplier of Electrical and Electronic Components

*Click to view similar products for [Aluminium Electrolytic Capacitors - Radial Leaded](#) category:*

*Click to view products by [Aihua](#) manufacturer:*

Other Similar products are found below :

[NRELS102M35V16X16C.140LLF](#) [ESRG160ETC100MD07D](#) [227RZS050M](#) [335CKR250M](#) [476CKH100MSA](#) [477CKR100M](#)  
[107CKR010M](#) [107CKH063MSA](#) [RJH-25V222MI9#](#) [RJH-35V221MG5#](#) [B43827A1106M8](#) [RJH-50V221MH6#](#) [EKYA500ELL470MF11D](#)  
[B41022A5686M6](#) [ESRG250ELL101MH09D](#) [EKMA160EC3101MF07D](#) [RJB-10V471MG3#](#) [ESMG160ETD221MF11D](#)  
[EKZH160ETD152MJ20S](#) [RJH-35V122MJ6#](#) [EGXF630ELL621ML20S](#) [RBD-25V100KE3#N](#) [EKMA350ELL100ME07D](#)  
[ESMG160ETD101ME11D](#) [ELXY100ETD102MJ20S](#) [EGXF500ELL561ML15S](#) [EKMG350ETD471MJ16S](#) [35YXA330MEFC10X12.5](#)  
[RXW471M1ESA-0815](#) [ELXZ630ELL221MJ25S](#) [ERR1HM1R0D11OT](#) [LPE681M30060FVA](#) [LPL471M22030FVA](#) [HFE221M25030FVA](#)  
[LKMD1401H221MF](#) [B41888G6108M000](#) [EKMA160ETD470MF07D](#) [UHW1J102MHD6](#) [EKMG500ETD221MJC5S](#) [LKMK2502W101MF](#)  
[LKMD1401H181MF](#) [LKMI2502G820MF](#) [LKMJ2001J122MF](#) [LKML2501C472MF](#) [LKMJ4002C681MF](#) [450MXH330MEFCSN25X45](#)  
[450MXK330MA2RFC22X50](#) [63ZLH560MEFCG412.5X30](#) [ELH2DM331O25KT](#) [ELH2DM471P30KT](#)