


PV Series

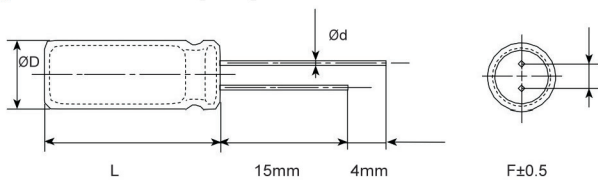
- Endurance :2,000 hours at 125°C
- High voltage
- RoHS Compliant and lead-free
- Recommended Applications: System Board ,Display Card, Small Changer, intelligent TV



◆ SPECIFICATIONS

Items	Characteristics								
Category Temperature Range	-55 to +125°C								
Rated Working Voltage Range	20 to 100Vdc								
Nominal Capacitance Range	10~470 μF								
Capacitance Tolerance	±20%(M) (at 20°C, 120Hz)								
DC Leakage Current	I ≤ 0.2CV or 500μA whichever is greater(at 20°C after 2 minutes)								
	Where, I : Max. leakage current (μA), C : Nominal capacitance (μF), V : Rated voltage (V)								
Dissipation Factor (tan δ)	Rated Voltage (VDC)	2.5	4	6.3	10	16	20	25	(at 20°C, 120Hz)
	tanδ (Max.)	0.08			0.12				
ESR(100K~300KHz,20°C)	Value in characteristics table								
Temperature Characteristic (Impedance Ratio at 100KHz)	Z (+105°C) / Z (+20°C) ≤ 1.25								
	Z (-55°C) / Z (+20°C) ≤ 1.25								
Endurance	After applying rated voltage with rated ripple current for 2000 hours at 105°C, the capacitors shall meet the following requirements.								
	Appearance	No significant damage							
	Capacitance Change	≤±20% of the initial value							
	D.F. (tanδ)	≤150% of the initial specified value							
	ESR	≤150% of the initial specified value							
Leakage Current	≤The initial specified value								
Humidity Test	After subjecting 90 to 95% RH for 2000 hours at 60°C.no voltage, The capacitors shall meet the requirement as Endurance.								
Surge Test	After subjecting to 1,000 cycles each consisting of charge with the surge voltage specified at normal temperature for 30 seconds through a protective resistor and discharge for 5 minutes 30 seconds, the capacitors shall meet the following requirements.								
	Appearance	No significant damage							
	Capacitance Change	≤±20% of the initial value							
	D.F. (tanδ)	≤150% of the initial specified value							
	ESR	≤150% of the initial specified value							
	Leakage Current	≤The initial specified value							

◆ DIMENSIONS [mm]

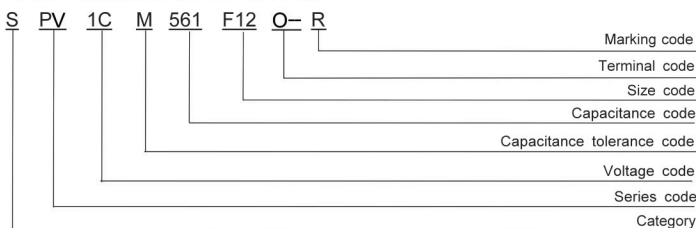


◆ MARKING



ØD	5	6.3	8	10
Ød	0.5	0.5	0.6	0.6
F	2.0	2.5	3.5	5.0
ØD	ØD+0.5 max.			
L	L+1.0 max.			

◆ PART NUMBER SYSTEM



X-ON Electronics

Largest Supplier of Electrical and Electronic Components

Click to view similar products for [Aluminium Organic Polymer Capacitors](#) category:

Click to view products by [Aihua](#) manufacturer:

Other Similar products are found below :

[750-1809](#) [SEAU0A0102G](#) [MAL218497801E3](#) [MAL218297003E3](#) [MAL218497803E3](#) [MAL218397603E3](#) [MAL218297802E3](#)

[MAL218497701E3](#) [MAL218397102E3](#) [MAL218297804E3](#) [MAL218497804E3](#) [MAL218697005E3](#) [MAL218697509E3](#) [MAL218297603E3](#)

[MAL218397604E3](#) [MAL218697106E3](#) [MAL218297005E3](#) [MAL218397106E3](#) [MAL218297103E3](#) [MAL218397104E3](#) [MAL218297604E3](#)

[MAL218697601E3](#) [MAL218697554E3](#) [MAL218697607E3](#) [MAL218397702E3](#) [MAL218497901E3](#) [MAL218497806E3](#) [MAL218697001E3](#)

[PCZ1V181MCL1GS](#) [PCZ1E331MCL1GS](#) [35PZF270MT810X9](#) [HHXD500ARA470MHA0G](#) [APD1012271M035R](#) [APD1012331M035R](#)

[APA0609471M006R](#) [APA0609561M004R](#) [APA0609561M006R](#) [APD0811271M035R](#) [APA0807561M004R](#) [APA0809331M016R](#)

[APA0809561M010R](#) [APA0809821M004R](#) [APA0809821M006R](#) [APA0812471M016R](#) [APA0812561M016R](#) [APA1010122M006R](#)

[APA1010152M004R](#) [APA1012122M010R](#) [APA1012821M016R](#) [SPT1EM681F16OR](#)