

Click to
ORDER
samples

AMA24D-Y



Desktop Adaptor

The AMA24D-Y is a small industrial grade desktop adapter. Offering a commercial input voltage range of 90-264VAC and with maximum output power of 24W. This adapter will offer many benefits to powering your system such as low power consumption, high efficiency (meets Erp Tier 2/DOE VI), meeting IEC62368-1, FCC, Class B, CISPR32, Class B.

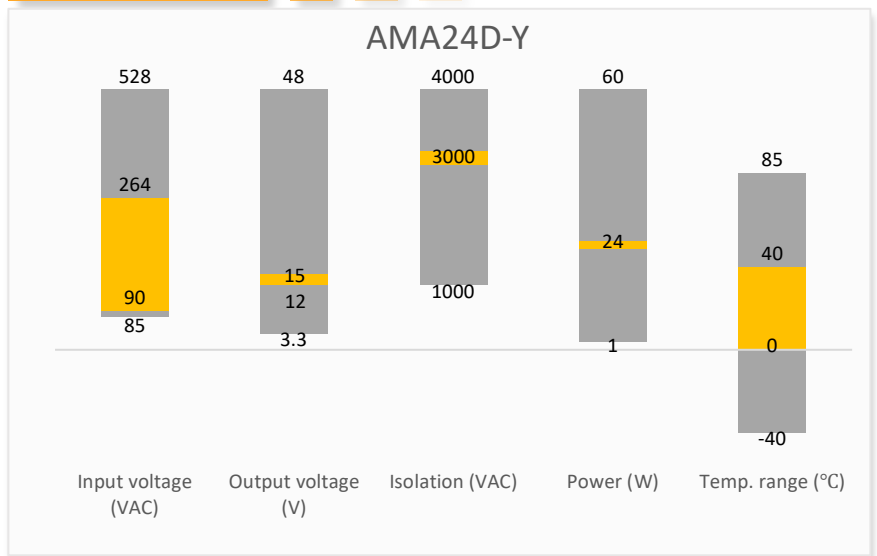
It also features an isolation of 3000VAC for improved reliability and system safety and comes standard with output short circuit protection (OSCP) and output over-current protection (OCP).

Features



- Universal Input: 90 - 264VAC/47 - 63Hz
- Operating Temp: 0 °C to +40 °C
- High isolation voltage: 3000VAC
- Low ripple & noise, up to 120mV(p-p), max
- Output short circuit, over-current protection
- Regulated Output

Summary



Training



Product Training Video
(click to open)



Press Release

Coming Soon!

Application Notes

Applications



Portable Equipment

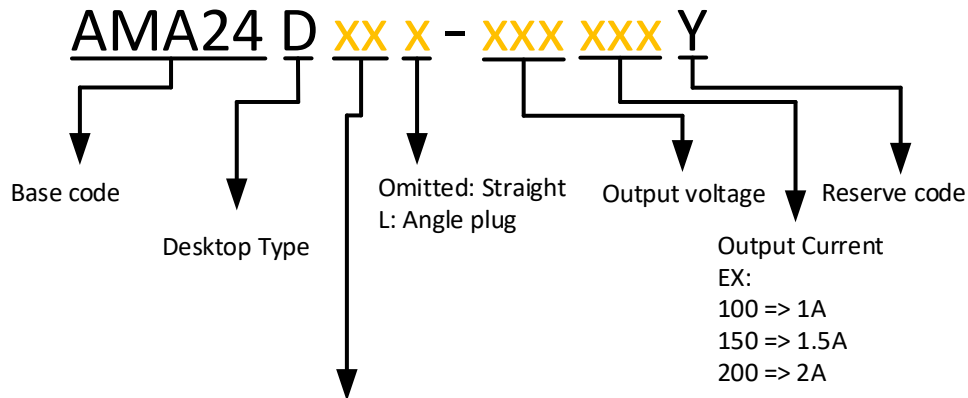


Industrial

Models & Specifications

General Feature					
Model	Input Voltage (VC)	Output Voltage (VDC)	Output Current max (A)	Output Power max (W)	Efficiency (%)
AMA24D-120150Y	90 - 264	12	1.5	18	85
AMA24D-120200Y	90 - 264	12	2	24	85
AMA24D-150100Y	90 - 264	15	1	15	84
AMA24D-150150Y	90 - 264	15	1.5	22.5	86

Please refer to below coding rule for completed part numbers. Eg. AMA24DR5-120200Y for industrial grade desktop type adaptor which comes with 5.5mm*2.5mm*9.5mm straight standard output plug.



Plug type	Code	O. D.	I. D.	Length
Standard	R1	3.5mm	1.35mm	9.5mm
	R2	3.8mm	1.05mm	9.5mm
	R3	3.8mm	1.35mm	9.5mm
	R4	5.5mm	2.1mm	9.5mm
	R5	5.5mm	2.5mm	9.5mm
Locking	K1	5.5mm	2.1mm	9.5mm
	K2	5.5mm	2.5mm	9.5mm
USB	U1	Micro USB (5V output model only)		
	U2	* USB type C (For 5V, 12V, 15V output models only)		

* NOTE: The USB type C connector option is only a physical USB type-C connector which does not support PD and programmable power supply.

Input Specification					
Parameters	Conditions	Minimum	Typical	Maximum	Units
Voltage range		90	100 - 240	264	VAC
Frequency		47	50 - 60	63	Hz
Input current	Vin at 100 -240VAC			0.6	A
Inrush current	240VAC			50	A

Leakage Current	240VAC/50Hz		0.25		mA
-----------------	-------------	--	------	--	----

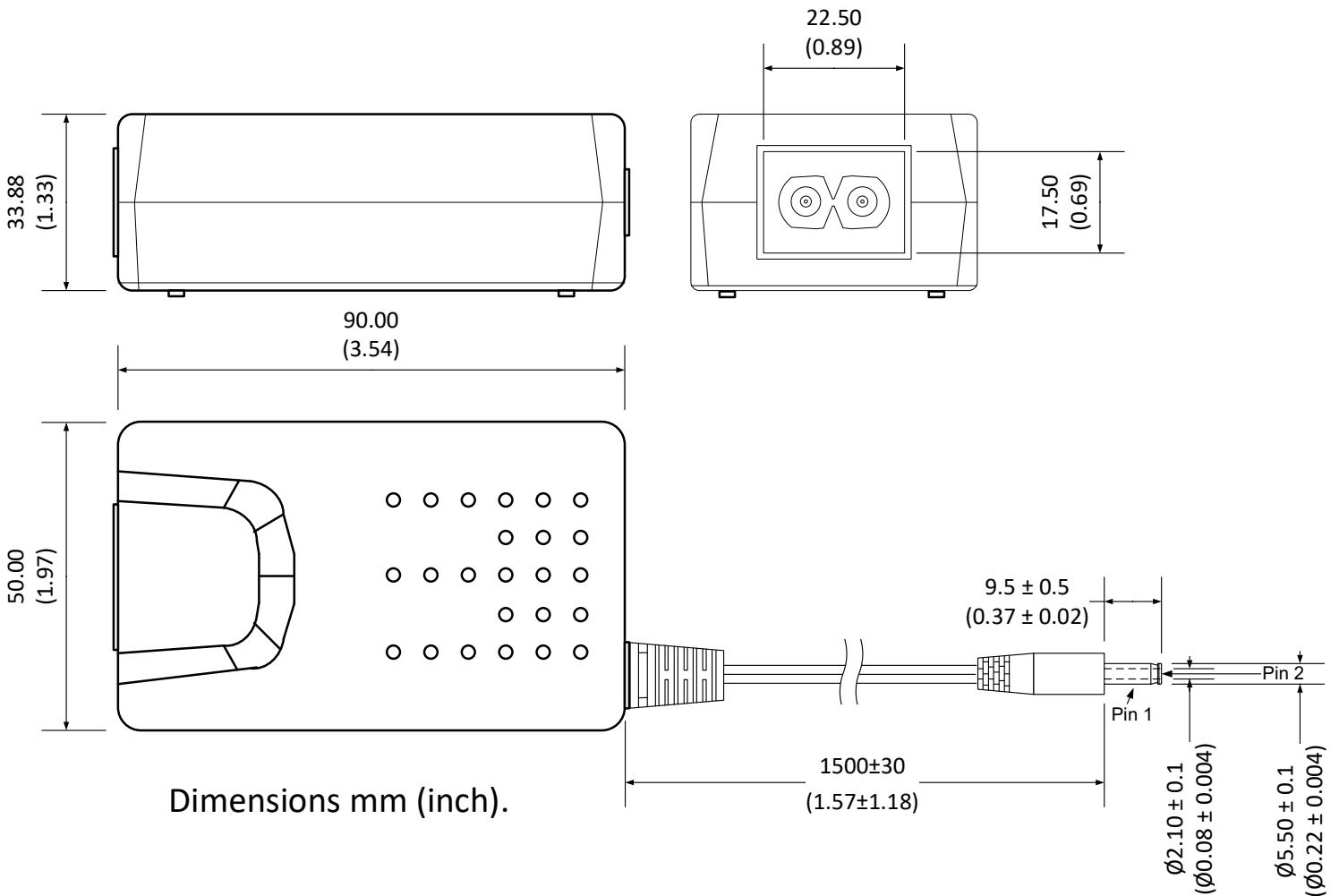
Output Specification					
Parameters	Conditions	Minimum	Typical	Maximum	Units
Output voltage	Model AMA24D-120150Y		12		VDC
	Model AMA24D-120200Y		12		
	Model AMA24D-150100Y		15		
	Model AMA24D-150150Y		15		
Output current	Model AMA24D-120150Y	0		1.5	A
	Model AMA24D-120200Y	0		2	
	Model AMA24D-150100Y	0		1	
	Model AMA24D-150150Y	0		1.5	
Voltage regulation				±5	%
Ripple and Noise	AMA24D-150100Y			240	mVp-p
	AMA24D-120150Y			200	
	AMA24D-150150Y & AMA24D-120200Y			120	
Start-up time	Full load, Vin at 230VAC/50Hz			3	S
Hold-up time	90% load, Vin at 115VAC/60Hz	10			mS
Ripple and Noise are measured at 20MHz bandwidth by using a 0.1uF (M/C) and 10uF (E/C) parallel capacitor.					

Isolation Specifications				
Parameters	Conditions	Typical	Rated	Units
Tested I/O voltage	60 sec, leakage current < 10mA		3000	VAC

General Specification					
Parameters	Conditions	Minimum	Typical	Maximum	Units
Operating temperature		0		40	°C
Storage temperature		-20		70	°C
Power consumption	Vin at 100 -240VAC, no load	AMA24D-150100Y		100	mW
		Others		75	
Humidity	Non-condensing	20		90	% RH
Altitude		0		2000	m
DOE level		VI			
Short circuit protection		Auto recovery			
Over current protection		Auto recovery			
Dimensions (L x W x H)	AMA24D-120xxxY	3.54 x 1.97 x 1.33 inches (90.00 x 50.00 x 33.88mm)			
Output cable length		59.06 inches (1500mm)			
MTBF		> 175 000 hrs (Telcordia SR332, t=+25°C)/Full Load			
All specifications in this datasheet are measured at an ambient temperature of 25°C, humidity<75%, nominal input voltage and at rated output load unless otherwise specified.					

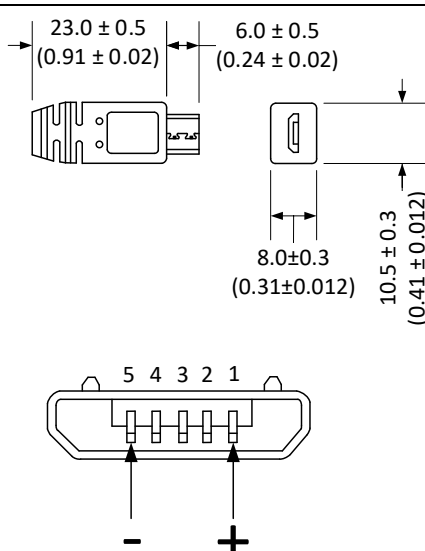
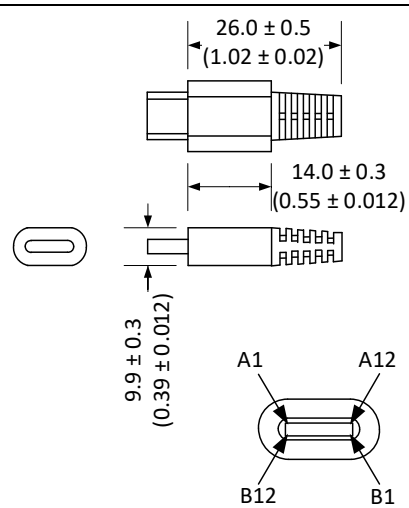
Safety Specifications		
Parameters		
Agency approvals	cULus UL62368-1, CE EN62368-1	
Standards	Information technology Equipment	Designed to meet IEC 62368-1
	EMC - Radiated & Conducted emission	FCC, Class B CISPR32, Class B
	Surge Immunity**	IEC61000-4-5, L-N 1KV/1.2*50us, 5 time, no function error

Dimensions

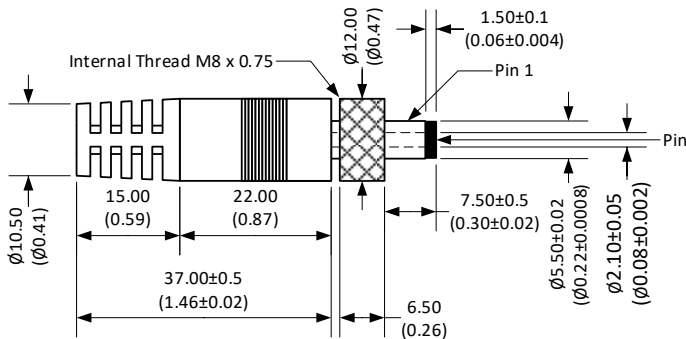
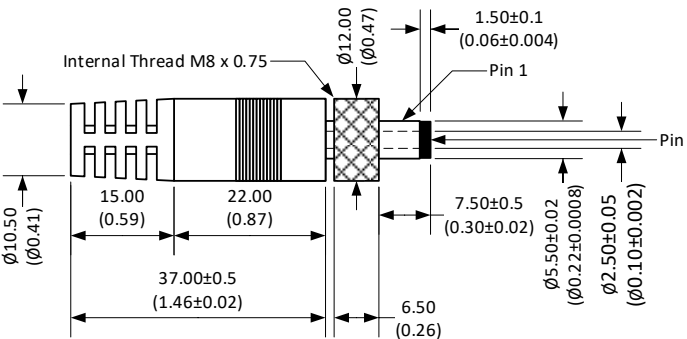


Pin Output Specifications	
Pin	Output Level
1	RTN(-)
2	+Vout

Optional USB Connector:

Micro USB Connector	USB TYPE-C Connector																								
 <p>Dimensions: 23.0 ± 0.5 (0.91 ± 0.02), 6.0 ± 0.5 (0.24 ± 0.02), 8.0 ± 0.3 (0.31 ± 0.012), 10.5 ± 0.3 (0.41 ± 0.012).</p> <p>Pinout: 5, 4, 3, 2, 1. Pins 1 and 5 are labeled - and +.</p>	 <p>Dimensions: 26.0 ± 0.5 (1.02 ± 0.02), 14.0 ± 0.3 (0.55 ± 0.012), 9.9 ± 0.3 (0.39 ± 0.012).</p> <p>Pinout: A1, A12, B12, B1.</p>																								
<table border="1"> <thead> <tr> <th colspan="2">Pin Out Configurations</th> </tr> <tr> <th>Pin No.</th> <th>Description</th> </tr> </thead> <tbody> <tr> <td>1</td> <td>+Vout</td> </tr> <tr> <td>2</td> <td>Omitted</td> </tr> <tr> <td>3</td> <td>Omitted</td> </tr> <tr> <td>4</td> <td>Omitted</td> </tr> <tr> <td>5</td> <td>RTN(-)</td> </tr> </tbody> </table>	Pin Out Configurations		Pin No.	Description	1	+Vout	2	Omitted	3	Omitted	4	Omitted	5	RTN(-)	<table border="1"> <thead> <tr> <th colspan="2">Pin Out Configurations</th> </tr> <tr> <th>Pin No.</th> <th>Description</th> </tr> </thead> <tbody> <tr> <td>A4, A9, B4, B9</td> <td>+Vout</td> </tr> <tr> <td>A1, A12, B1, B12</td> <td>RTN(-)</td> </tr> <tr> <td>Others</td> <td>Omitted</td> </tr> </tbody> </table>	Pin Out Configurations		Pin No.	Description	A4, A9, B4, B9	+Vout	A1, A12, B1, B12	RTN(-)	Others	Omitted
Pin Out Configurations																									
Pin No.	Description																								
1	+Vout																								
2	Omitted																								
3	Omitted																								
4	Omitted																								
5	RTN(-)																								
Pin Out Configurations																									
Pin No.	Description																								
A4, A9, B4, B9	+Vout																								
A1, A12, B1, B12	RTN(-)																								
Others	Omitted																								

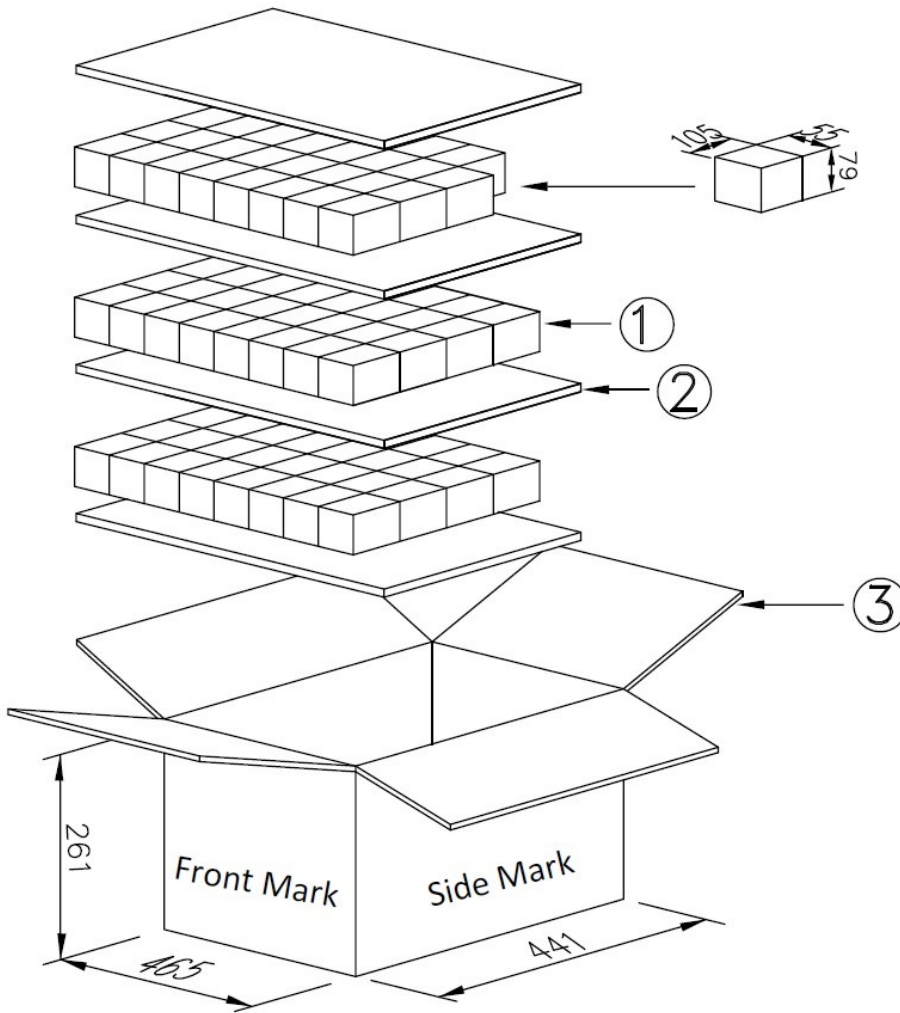
Optional Barrel Locking Type Connector:

K1 Connector	K2 Connector																
 <p>Dimensions: 15.00 (0.59), 22.00 (0.87), 37.00 ± 0.5 (1.46 ± 0.02), 6.50 (0.26), 1.50 ± 0.1 (0.06 ± 0.004), 7.50 ± 0.5 (0.30 ± 0.02), $\phi 12.00$ (φ0.47), $\phi 10.50$ (φ0.41), $\phi 5.50 \pm 0.02$ (φ0.22 ± 0.0008), $\phi 2.10 \pm 0.05$ (φ0.08 ± 0.002).</p> <p>Internal Thread M8 x 0.75.</p> <p>Pin 1, Pin 2.</p>	 <p>Dimensions: 15.00 (0.59), 22.00 (0.87), 37.00 ± 0.5 (1.46 ± 0.02), 6.50 (0.26), 1.50 ± 0.1 (0.06 ± 0.004), 7.50 ± 0.5 (0.30 ± 0.02), $\phi 12.00$ (φ0.47), $\phi 10.50$ (φ0.41), $\phi 5.50 \pm 0.02$ (φ0.22 ± 0.0008), $\phi 2.50 \pm 0.05$ (φ0.10 ± 0.002).</p> <p>Internal Thread M8 x 0.75.</p> <p>Pin 1, Pin 2.</p>																
<table border="1"> <thead> <tr> <th colspan="2">Pin Out Configurations</th> </tr> <tr> <th>Pin No.</th> <th>Description</th> </tr> </thead> <tbody> <tr> <td>1</td> <td>RTN(-)</td> </tr> <tr> <td>2</td> <td>+Vout</td> </tr> </tbody> </table>	Pin Out Configurations		Pin No.	Description	1	RTN(-)	2	+Vout	<table border="1"> <thead> <tr> <th colspan="2">Pin Out Configurations</th> </tr> <tr> <th>Pin No.</th> <th>Description</th> </tr> </thead> <tbody> <tr> <td>1</td> <td>RTN(-)</td> </tr> <tr> <td>2</td> <td>+Vout</td> </tr> </tbody> </table>	Pin Out Configurations		Pin No.	Description	1	RTN(-)	2	+Vout
Pin Out Configurations																	
Pin No.	Description																
1	RTN(-)																
2	+Vout																
Pin Out Configurations																	
Pin No.	Description																
1	RTN(-)																
2	+Vout																

NOTE:

1. Micro USB connector: For 5V output model only, limited max output current of 3A.
2. USB TYPE-C connector: Limited maximum output voltage of 20V, and maximum output current of 5A.

Packing



Packing information:

- CARTON : L*W*H=(465*441*261) +/-5mm K=K
- CLAPBOARD : (440*420) +/-3mm B33 4PCS
- WHITE BOX : 105*55*79 450P
- Q'TY : 32*3=96PCS
- NET WEIGHT : (g)(ref)
- UNIT : mm

NOTE: **1.** Datasheets are updated as needed and as such, specifications are subject to change without notice. Once printed or downloaded, datasheets are no longer controlled by Aimtec; refer to www.aimtec.com for the most current product specifications. **2.** Product labels shown, including safety agency certifications on labels, may vary based on the date manufactured. **3.** Mechanical drawings and specifications are for reference only. **4.** All specifications are measured at an ambient temperature of 25°C, humidity<75%, nominal input voltage and at rated output load unless otherwise specified. **5.** Aimtec may not have conducted destructive testing or chemical analysis on all internal components and chemicals at the time of publishing this document. CAS numbers and other limited information are considered proprietary and may not be available for release. **6.** This product is not designed for use in critical life support systems, equipment used in hazardous environments, nuclear control systems or other such applications which necessitate specific safety and regulatory standards other the ones listed in this datasheet. **7.** Warranty is in accordance with Aimtec's standard Terms of Sale available at www.aimtec.com. **8.** Adaptors are intended for industrial use only.

X-ON Electronics

Largest Supplier of Electrical and Electronic Components

Click to view similar products for [Desktop AC Adapters](#) category:

Click to view products by [Aimtec](#) manufacturer:

Other Similar products are found below :

[212A2136](#) [ADP485-01](#) [SWA-1202](#) [SWA-1501](#) [212A2220](#) [432703037451](#) [KR8-PS01](#) [1894875](#) [FWE050024B-10A](#) [820A4080G](#) [825A0057-03](#) [SWA-1704W](#) [AD5012N2LM-\(401\)](#) [SDI65-24-UDC-P5R](#) [TRH21A120-49E03-Level-VI](#) [FWC100024A-11A](#) [FWE050012B-10A](#) [AC-DC ADAPTER 90W w/ Cable](#) [FWA065024A-11A](#) [PSA120U-560L6](#) [FWE050024A-10A](#) [96PSA-A63W18V1-M](#) [1895235](#) [PW-C0725-W2-B](#) [57-U1](#) [57-U2](#) [CENB1040A1245F02](#) [SED80N2-16.0](#) [SED80N3-16.0](#) [RFQ43442-01](#) [YS50-1903150](#) [50966124050E](#) [96PSA-A36W12R1-3](#) [PCM50UT04](#) [PCM50UT05](#) [Adapter 24V230W FSP230-AAAN3 WIRE FSP](#) [TRH100A240-11E12 VI](#) [TR70MB360-01E03 VI](#) [TRH50A240-11E01 VI](#) [TRE36A120-01G03 VI](#) [TRH100A180-11E12 VI](#) [POSC12250D-C8-WH](#) [POSC12300D-C8-WH](#) [POSC12500D-C8-WH](#) [SYS1588-3015-T2](#) [SYS1588-3018-T2](#) [SYS1588-3024-T2](#) [CPSUNOTAKY-07056](#) [CPSUNOTAKY-07058](#) [CPSUNOTAKY-07168](#)