

Click to  
**ORDER**  
samples

## AMESP200U-277JZ



Enclosed

The AMESP200U-277JZ series is an efficient, enclosed, fan less, semi-potted, and ultra-narrow 200W AC-DC power supply module. Offering a wide commercial input voltage range of 85-305VAC, output voltage ranges from 5-48V, low power consumption, high efficiency, high reliability, and safer isolation.

This new series offers great operating temperatures, from -40°C to 70°C with full power up to 50°C and features an isolation of 4000VAC with improved reliability and system safety. Additionally, it has operating altitude of 5000m. Furthermore, a high MTBF of 300,000h, output short circuit protection (OSCP), output over-current protection (OCP) and an output over-voltage protection (OVP) come standard with the series.

The AMESP200U-277JZ is great for street lighting controls, grid power, instrumentation, industrial controls, communication, and civil applications.

## Features

- Universal Input: 85 - 305VAC/120 - 430VDC
- Operating Temp: -40°C to +70°C
- High isolation voltage: 4000VAC
- PFC > 0.95
- Output short circuit, over-current, over-voltage protection.
- Efficiency up to 94%
- 150% peak load output for 1 second
- Operating altitude up to 5000m
- Certified : UL/EN/BS EN 62368-1
- Designed to meet: EN 60335-1, EN 61558-1, GB4943.1 standards



## Training



Product Training Video  
(Coming soon)

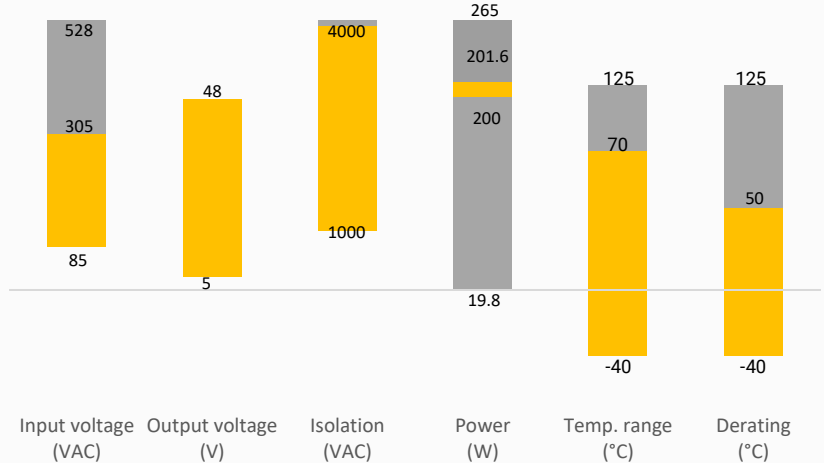


Press Release

Application Notes

## Summary

### AMESP200U-277JZ



## Applications



Power Grid



Industrial



Telecom

## Models & Specifications

### Single Output

Model	Input Voltage (VAC)	Input Voltage (VDC)	Max Output wattage (W)	Nominal Output Voltage/Current (Vo/Io)	Output Voltage Adjustable Range(V)	Maximum capacitive load (μF)	Efficiency @ 230VAC Typ. (%)
AMESP200U-5S277JZ	85-305	120-430	200	5/40	4.5-5.5	10000	91
AMESP200U-12S277JZ	85-305	120-430	200.4	12/16.7	11.4-12.6	8000	93
AMESP200U-24S277JZ	85-305	120-430	201.6	24/8.4	22.8-25.2	5000	94
AMESP200U-36S277JZ	85-305	120-430	201.6	36/5.6	34.2-37.8	3000	94
AMESP200U-48S277JZ	85-305	120-430	201.6	48/4.2	45.6-50.4	2000	94

### Input Specifications

Parameters	Conditions	Typical	Minimum	Maximum	Units
Input current	115VAC	2.1		2.5	A
	230VAC	1		1.2	A
Inrush current	Cold Start, 115VAC	40			A
	Cold Start, 230VAC	80			A
Leakage	277VAC, 50Hz			0.5	mA RMS
Input Frequency			47	63	Hz
Power Factor	Full Load, 115VAC	0.98			
	Full Load, 230VAC	0.95			
Input Voltage Range	AC Input		85	305	VAC
	DC Input		120	430	VDC
Hot Plug	Unavailable				

### Output Specifications

Parameters	Conditions	Typical	Maximum	Units
Voltage accuracy	Full Load, 5V	±2		%
	Full Load, 12V/24V/36V/48V	±1		%
Line regulation	Rated Load, 5V	±0.5		%
	Rated Load, 12V/24V/36V/48V	±0.3		%
Load Regulation	0%-100% load, 5V	±1		%
	0%-100% load, 12V/24V/36V/48V	±0.5		%
Ripple & Noise*	20MHz bandwidth (peak to peak value), 5V		200	mV p-p
	20MHz bandwidth (peak to peak value), 12V/24V/36V		240	mV p-p
	20MHz bandwidth (peak to peak value), 48V		300	mV p-p
Hold up time	115VAC	10		ms
	230VAC	10		ms

Note: \*The "Tip and barrel method" is used for ripple and noise test, output parallel 47μF electrolytic capacitor and 0.1μF ceramic capacitor, please refer to enclosed Switching Power Supply Application Notes for specific information.

Isolation Specification				
Parameters	Conditions	Minimum	Maximum	Units
Tested Input-GND	60 sec, leakage $\leq$ 5mA	2000		VAC
Tested I/O voltage		4000		VAC
Tested Output-GND voltage		1250		VAC
Resistance	500VDC	100		M $\Omega$

General Specifications					
Parameters	Conditions	Typical	Minimum	Maximum	Units
Safety class	Class I				
Over current protection	230VAC, rated load at normal/high temperature, 105%-200%Io, delay protection, delay time 1s, self-recovery after the abnormality is removed				
	230VAC, rated load at low temperature, $\geq$ 105%Io, delay protection, delay time 1s, self-recovery after the abnormality is removed				
Over voltage protection	5Vout, hiccup, self-recovery			6.3	VDC
	12Vout, hiccup, self-recovery			16	VDC
	24Vout, hiccup, self-recovery			35	VDC
	36Vout, hiccup, self-recovery			47	VDC
	48Vout, hiccup, self-recovery			60	VDC
Short circuit protection	5V, Hiccup mode, constant current (200%Io-300%Io) works 200ms, turn off 10s, continuous, self-recovery Recovery time <10s after the short circuit disappear.				
	12V/24V/36V/48V, Hiccup mode, constant current (200%Io-300%Io) works 1s, turn off 10s, continuous, self-recovery Recovery time <10s after the short circuit disappear.				
Operating temperature	See derating graph	-40 to +70			$^{\circ}$ C
Storage temperature		-40 to +85			$^{\circ}$ C
Power Derating	-40 $^{\circ}$ C to -30 $^{\circ}$ C, with aluminum plate		4		%/ $^{\circ}$ C
	50 $^{\circ}$ C to 70 $^{\circ}$ C, with aluminum plate		2		%/ $^{\circ}$ C
	-40 $^{\circ}$ C to -30 $^{\circ}$ C, 230VAC, 24V/36V/48V/55V output without aluminum plate		4		%/ $^{\circ}$ C
	50 $^{\circ}$ C to 70 $^{\circ}$ C, 230VAC, 24V/36V/48V/55V output without aluminum plate		3		%/ $^{\circ}$ C
	-40 $^{\circ}$ C to -30 $^{\circ}$ C, 230VAC, 5V & 110VAC, 12V/24V/36V/48V/55V output (derating from 80% load) without aluminum plate		2		%/ $^{\circ}$ C
	50 $^{\circ}$ C to 70 $^{\circ}$ C, 230VAC, 5V & 110VAC, 12V/24V/36V/48V/55V output (derating from 80% load) without aluminum plate		2		%/ $^{\circ}$ C
	50 $^{\circ}$ C to 70 $^{\circ}$ C, 110VAC, 5V output (derating from 60% load) without aluminum plate		1		%/ $^{\circ}$ C
	85VAC ~ 100VAC input voltage		2		%/VAC
Temperature coefficient		$\pm$ 0.03			%/ $^{\circ}$ C
Cooling	Free air convection				
Humidity	Non-condensing		10	95	% RH
Case material	Metal (AL6063, SGCC)				
Weight		430			g
Dimensions (L x W x H)	7.71 x 2.16 x 1.02 inches (194.00 x 55.00 x 26.00 mm)				
MTBF	> 300,000 hrs (MIL-HDBK - 217F, t=+25 $^{\circ}$ C)				
NOTE: All specifications in this datasheet are measured at an ambient temperature of 25 $^{\circ}$ C, humidity<75%, nominal input voltage and at rated output load unless otherwise specified.					

## Safety Specifications

### Parameters

Agency approvals UL/EN/BS EN 62368-1

Information technology Equipment Designed to meet EN 60335-1, EN 61558-1, GB 4943.1

EMC - Conducted and radiated emission CISPR32 / EN55032, class B

Harmonic Current IEC/EN61000-3-2 CLASS A, CLASS C and CLASS D

Electrostatic Discharge Immunity IEC/EN 61000-4-2 Contact  $\pm 6\text{KV}$ , Air  $\pm 8\text{KV}$ , Criteria A

RF, Electromagnetic Field Immunity IEC/EN 61000-4-3 10V/m, Criteria A

Electrical Fast Transient/Burst Immunity IEC/EN 61000-4-4  $\pm 4\text{KV}$ , Criteria A with the recommended EMC circuit

Surge Immunity IEC/EN 61000-4-5 L-L  $\pm 2\text{KV}$ , L-GND  $\pm 4\text{KV}$ , Criteria A

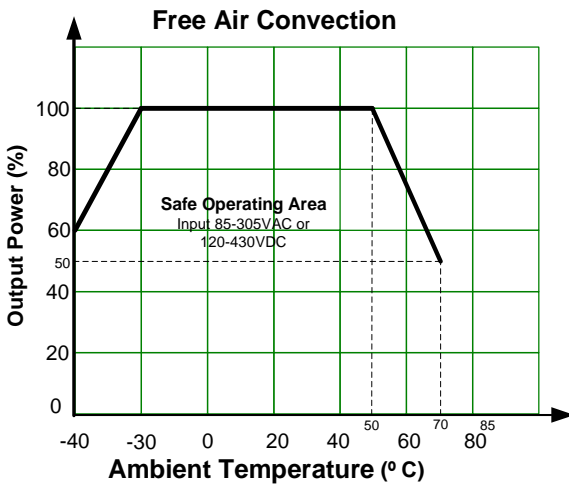
RF, Conducted Disturbance Immunity IEC/EN 61000-4-6 10Vr.m.s, Criteria A

Voltage dips, Short Interruptions Immunity IEC/EN 61000-4-11 0%, 70%, Criteria B

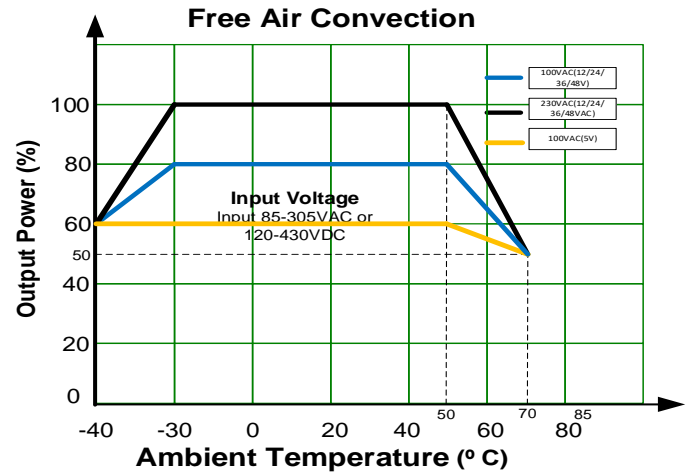
Intercom interference test MS-SOP-DQC-007, Criteria B

## Derating

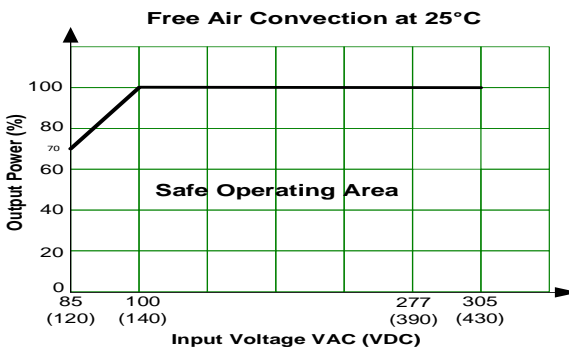
### Thermal Derating with Aluminum Plate



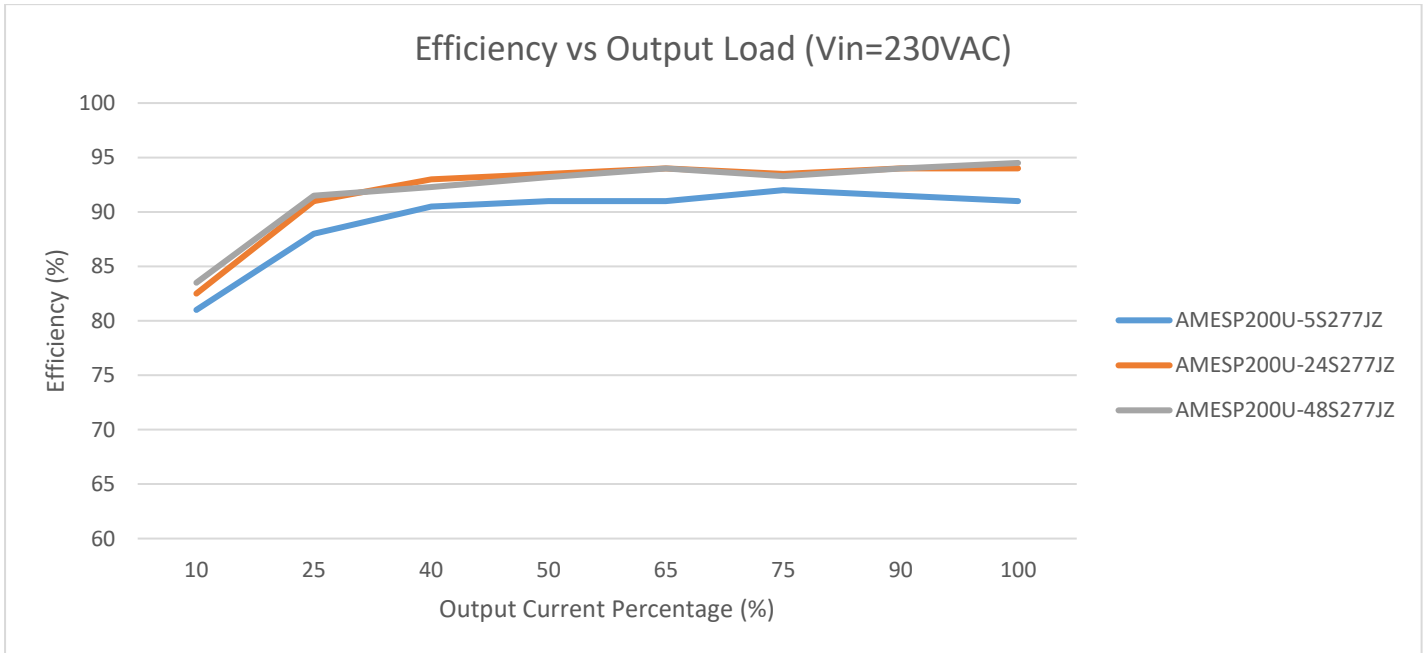
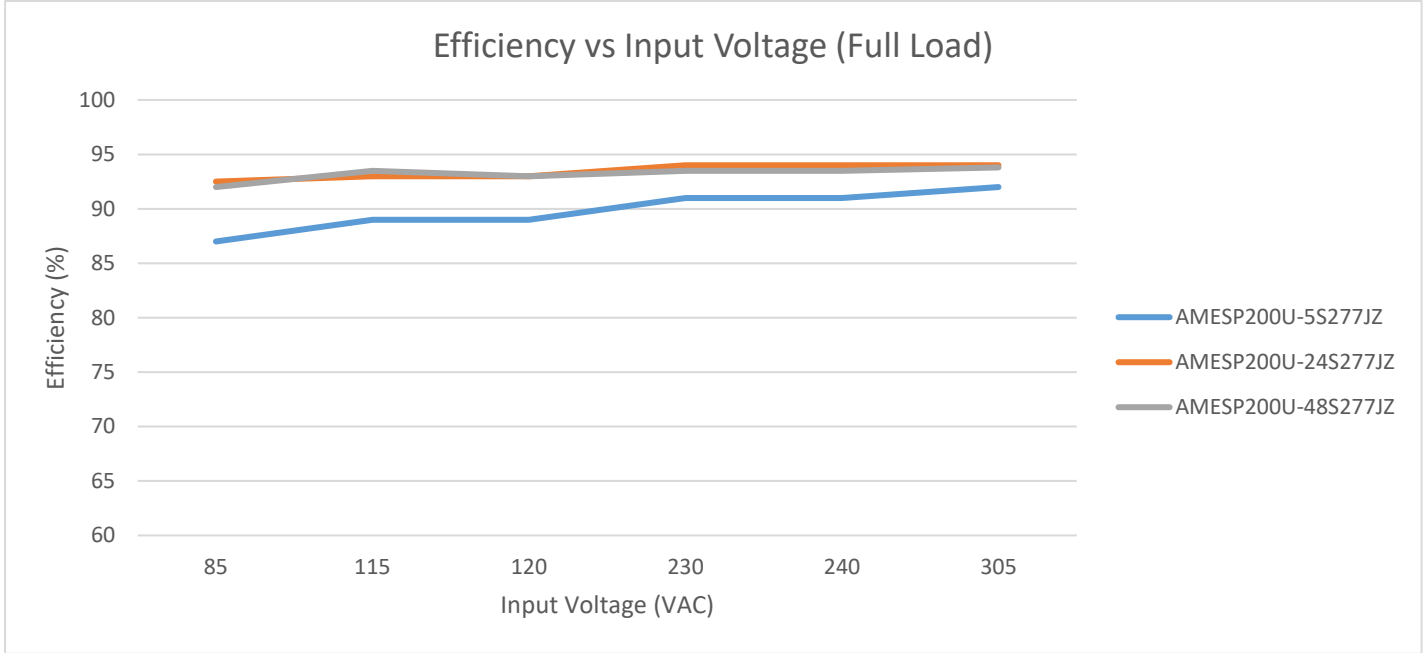
### Without Aluminum Plate



### Input Voltage Derating Curve

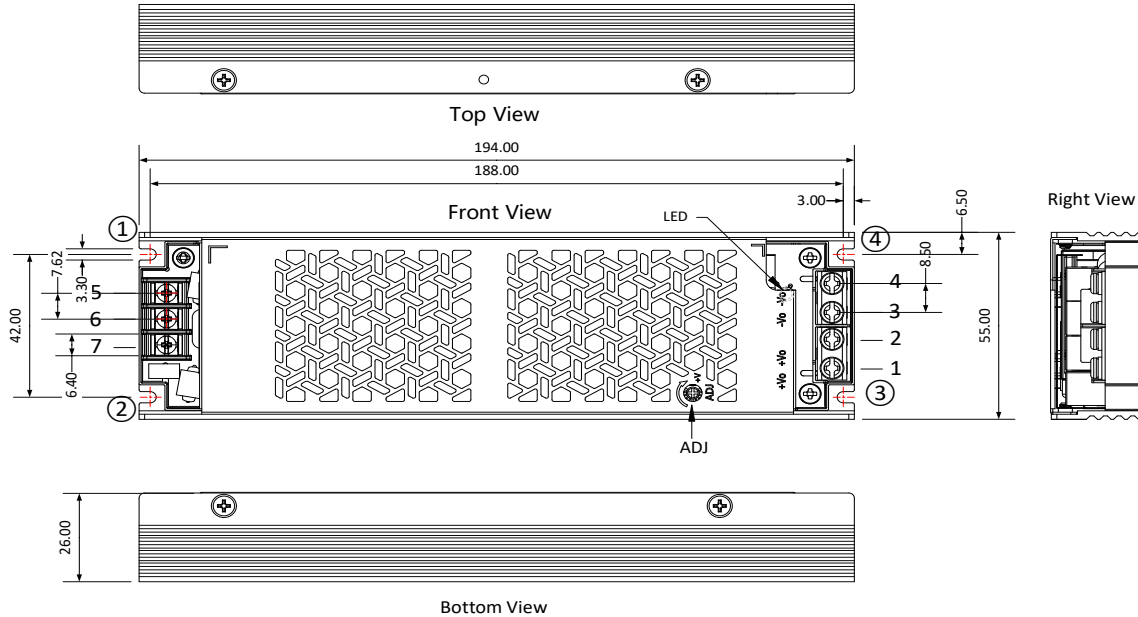
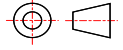


Efficiency vs input voltage



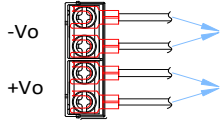
## Dimensions

THIRD ANGLE PROJECTION



Pin-Out	
Pin	Function
1	+Vo
2	+Vo
3	-Vo
4	-Vo
5	⊥
6	AC(N)
7	AC(L)

### Connector wires range

Pro. No	Input connector	Output connector (single wire)	Output connector (double wires)	Output connector (double wires) Pic.
5V	22-14AWG	No suggested	14-12AWG	
12V		14-12AWG	18-12AWG	
24/36/48V		18-12AWG	20-12AWG	
Screw/torque	M3.0⌀ Max 0.5N⋅m	M3.5, Max 0.8N⋅m		

### Note:

That is the schematic diagram of the bottom installation, install with M3x4 round head screws, it is necessary to apply thermal grease on the bottom of the product, derating refer to with aluminum plate curve.

**NOTE:** 1. Datasheets are updated as needed and as such, specifications are subject to change without notice. Once printed or downloaded, datasheets are no longer controlled by Aimtec; refer to [www.aimtec.com](http://www.aimtec.com) for the most current product specifications. 2. Product labels shown, including safety agency certifications on labels, may vary based on the date manufactured. 3. Mechanical drawings and specifications are for reference only. 4. All specifications are measured at an ambient temperature of 25°C, humidity<75%, nominal input voltage and at rated output load unless otherwise specified. 5. Aimtec may not have conducted destructive testing or chemical analysis on all internal components and chemicals at the time of publishing this document. CAS numbers and other limited information are considered proprietary and may not be available for release. 6. This product is not designed for use in critical life support systems, equipment used in hazardous environments, nuclear control systems or other such applications which necessitate specific safety and regulatory standards other the ones listed in this datasheet. 7. Warranty is in accordance with Aimtec's standard Terms of Sale available at [www.aimtec.com](http://www.aimtec.com).

## X-ON Electronics

Largest Supplier of Electrical and Electronic Components

*Click to view similar products for [Switching Power Supplies](#) category:*

*Click to view products by [Aimtec](#) manufacturer:*

Other Similar products are found below :

[70841011](#) [73-551-0005](#) [73-551-0048](#) [EVS57-5R3/A](#) [FAS-002](#) [AAD600S-4-OP](#) [MS924](#) [HWS50A-5/RA](#) [KD0204](#) [9021](#) [LDIN100150](#) [FAP-001](#) [FP80](#) [FRV7000G](#) [22929](#) [CQM1IA121](#) [VI-PU22-EXX](#) [LDIN5075](#) [432703037161](#) [VI-LUL-IU](#) [LPM000-BBAR-08](#) [LPM000-BBAR-07](#) [08-30466-1055G](#) [DMB-EWG](#) [CQM1IPS01](#) [SP-300-5](#) [MAP40-S233](#) [CQM1-IPS02](#) [VI-MUL-ES](#) [22829](#) [08-30466-0028G](#) [CA400](#) [H47251](#) [96PSR-A460WOTH-2](#) [G08-L](#) [G06-Q01](#) [GHA300F-12-SNF](#) [MTA040009A](#) [FSA150024A](#) [VI-RUR22-EWXX](#) [VI-PU03-EYW](#) [VI-QCWB3-CSV](#) [HLS30ZE-NT8](#) [UT1404-7](#) [ERP-350-12](#) [S8FSG01512C](#) [VI-PU22-EYY](#) [XPFM201A+](#) [S8FS-G15015C](#) [S8FS-G05005C](#) [S8FS-G03015C](#)