

MAINS ANALYSER

Measurement Circuit: Single Phase with standard mains connector.
 Current Rating: 16A rms continuous, or national connector rating if lower.
 Voltage Ranges: 115V ($\pm 200V$ pk) 230V ($\pm 400V$ pk).
 Current Ranges: $\pm 24mA$ pk to $\pm 400A$ pk in fifteen 2:1 ranges.
 Frequency Range: 43 - 67 Hz.
 Shunt Resistance: 3m Ω .
 Sampling Rate: 300 points per cycle.
 Basic Accuracy: Better than 0.2% $\pm 1mA$, up to 16A.
 Measured Parameters: Vrms, Vpk, Arms, Apk, Crest factors, THD, W, VA, Power factor, Frequency, Inrush current.

Display Modes:
 Tabular display of all parameters including latest and highest inrush current. Waveform graph display of voltage and current with normal, max hold, accumulate and multiple cycle display.

Monitor Outputs: Re-constructed Voltage and Current Signals.

HARMONICS ANALYSER

Measurements: 1st harmonic to 40th harmonic.
 Measurement processing for both 1995 and 2000 Editions of EN61000-3-2. Continuous calculation, analysis and assessment of unfiltered, filtered, average, minimum and maximum current harmonic levels and limits. Continuous measurement and assessment of supply waveform and harmonics.

Current Rating: 16A rms continuous, or national connector rating if lower.
 Voltage Ranges: 115V ($\pm 200V$ pk) 230V ($\pm 400V$ pk).
 Current Ranges: $\pm 24mA$ pk to $\pm 400A$ pk in fifteen 2:1 ranges.
 Frequency Range: 43 - 67 Hz.
 Shunt Resistance: 3m Ω .
 Transforms Window: Continuous 4, 10, 12 or 16 cycle Discrete Fourier Transforms.

Basic Accuracy: Better than 5% of limit or 0.2% of selected range (whichever is the greater) $\pm 1mA$.

Display Modes:
 Display of load supply assessment for voltage, harmonics, crest limits and frequency against requirements of EN61000-3-2.
 Histogram or tabular display of supply voltage harmonics.
 Histogram display of current harmonics with limits, Min. hold, Max. hold and percentage of limit display options.
 Tabular display of current harmonics showing present values, limits, average values, average as percent of limit, maximum values, maximum as percent of limit and pass or fail assessment for each harmonic.

Test Control:
 Untimed, manually timed or automatically timed tests; user-defined test time.
 Limits automatically determined from EN61000-3-2 for appropriate class; Class C and Class D limits can be automatically calculated from power measurements or from ratings declared by the user. Minimum and maximum power thresholds for limits can be changed by the user.
 Facility for declaring supply voltages other than 230V and deriving appropriate limits. Facility for insetting test limits.

Report Printing:
 Direct printer connection for hard-copy report with user-entered narrative, supply voltage assessment and current harmonic analysis and assessment.

VOLTAGE FLUCTUATIONS & FLICKER METER

Measurements: Voltage fluctuations d_{max} , d_c , $d(t)$ and flicker P_{St} and P_{It} to EN61000-3-3 and EN61000-4-5.
 Current Rating: 16A rms continuous, or national connector rating if lower.
 Voltage Ranges: 115V ($\pm 200V$ pk) 230V ($\pm 400V$ pk).
 Fluctuation Range: 25% max. (relative to nominal voltage)
 Flickermeter Range: Voltage change up to 20% (sinewave change) or 10% (low repetition rate rectangular change) relative to AGC level. Equivalent to 6400 pu on 8.8 Hz sinewave.

Flickermeter AGC: Up to $\pm 5\%$.
 Flickermeter Accuracy: Better than 5% for P_{St} range 0.7 to 10.0.
 Frequency Range: 50 or 60 Hz (operates over 43 - 67 Hz).
 Report Printing: Tabular listing of voltage variations, P_{St} classifier and P_{It} in each P_{It} interval.

GENERAL

Display: 320 x 240 pixel backlit LCD.
 Clock: Realtime clock for time/date stamping of Report data.
 Interfaces: Parallel Printer, RS-232, USB.
 Instrument Supply: 230V or 115V $\pm 14\%$, 48 to 65Hz.
 Operating Range: $+5^\circ C$ to $40^\circ C$, 20-80% RH.
 Storage Range: $-10^\circ C$ to $+60^\circ C$.
 Dimensions: 357 x 132 x 235mm (WxHxD)
 Weight: 4.4 kg
 Safety: Complies with EN61010-1
 EMC Compliance: Complies with EN61326-1

HA-PC LINK PLUS SOFTWARE

HA-PC LINK PLUS is PC (Windows) software supplied with the HA1600A. It can communicate with the instrument through either an RS232 or a USB connection.
 It is intended to assist users in taking routine compliance measurements and archiving the results.
 The PC is used for configuration, display and data archiving only; all real time data handling and measurement processing continues to be performed by the Digital Signal Processor in the instrument. The performance of the PC does not affect the accuracy of the measurement results, and so there is no need for the either the PC or its software to be covered by a calibration certificate.

AC1000A LOW DISTORTION POWER SOURCE

Input Voltage: Factory built to 220V to 240V, 110V to 115V or 100V.
 Factory configure to 50Hz or 60Hz.
 Installation Category II.
 Voltage $\pm 10\%$. Frequency $\pm 1\%$

Supply Tolerances:
 Output Voltage: Tracks the amplitude of the fundamental of the input voltage. A variable voltage input may be used to adjust the output voltage to within the limits specified by EN61000-3-2.

Output Distortion:
 Dependent on the purity of the input but will generally meet the requirements of EN61000-3-2.

Output Current:
 Output Power: Maximum continuous output current is 4.4A (10A peak). Maximum output power is input voltage x 4.4 VA

Input Connection:
 Output Connection: U.K., Schuko, or other national outlet sockets. Load power switch can be set to DIRECT or CORRECTED for 'A-B' comparisons.

Protection:
 Thermal trip automatically diverts load to a DIRECT connection in the event of thermal overload.

Operating Range:
 Storage Range: $+5^\circ C$ to $+35^\circ C$ at full rated output; 20% to 80% RH (non-condensing).
 $-40^\circ C$ to $+70^\circ C$

Environmental:
 Indoor use at altitudes to 2000m, Pollution Degree 2.

Safety:
 Complies with EN61010-1

EMC:
 Complies with EN31326.

Size:
 357 x 132 x 235mm mm (W x H x D)


Weight:
 5.5 kg.

Thurlby Thandar Instruments Ltd. operates a policy of continuous development and reserves the right to alter specifications without prior notice.



THURLBY THANDAR INSTRUMENTS

HA1600A



Power and Harmonics Analyser

high speed and high accuracy power measurements

compliance quality harmonics analysis to EN61000-3-2

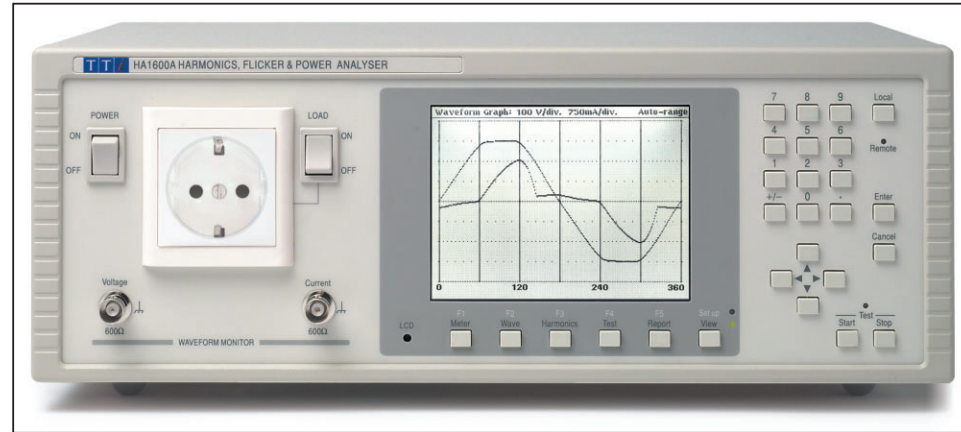
compliance quality flicker measurement to EN61000-3-3

optional low-distortion 1kW AC power source (AC1000A)

Designed and built in Europe by:



Thurlby Thandar Instruments Ltd.
 Glebe Road, Huntingdon. Cambs. PE29 7DR United Kingdom
 Tel: +44 (0)1480 412451 Fax: +44 (0)1480 450409
 Email: sales@tti-test.com Web: http://www.tti-test.com



HA1600A

- ▶ Measures power, voltage, current, phase angle etc.
- ▶ Tabular and histogram display of harmonics
- ▶ Voltage and current waveform displays
- ▶ Continuous analysis with real-time graphical update
- ▶ Compliance quality measurements to EN61000-3-2/-3
- ▶ Wide range of national power connectors available
- ▶ Parallel printer and RS232 and USB interfaces
- ▶ PC control and documentation software supplied

AC1000A

- ▶ Provides an EN61000-3-2 compliant source
- ▶ 1000W power capability at 230V
- ▶ Up to 4.4A rms load current and up to 10A peak currents
- ▶ Comprehensive overload protection
- ▶ Connection via standard power connector

Overview

The HA1600A is a fast, easy to use mains and harmonics analyser with a large and high resolution graphical display, capable of continuous real-time analysis.

The HA1600A is intended primarily as a dedicated harmonics and flicker analyser for compliance quality measurements, but it can also be used as a general purpose mains analyser.

The unit is available with range of power connectors to suit different national standards.

A printer interface is included for record keeping and archiving, along with both RS-232 and USB interfaces for PC connectivity.

HA-PC Link Plus is Windows based software supplied with the HA1600A.

It is intended to assist users in taking routine compliance measurements and archiving the results.

It can communicate with the instrument through either an RS232 or a USB connection.

The **AC1000A** is an innovative, low cost, pure power source designed specifically for use with a harmonics analyser such as the TTI HA1600A.

It permits compliance quality measurements to EN61000-3-2 in situations where the quality of the AC supply is poor or variable.

High performance power analyser

The HA1600A is a high speed, high accuracy ac power analyser for single phase loads of up to 16 amps RMS.

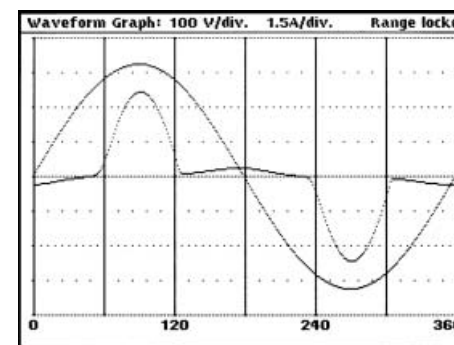
Dual power cables allow the supply to the load to be independent of the supply to the instrument. The output to the load is via a front panel mounted 'standard' mains connector. A wide range of power connectors is available including most national types.

The HA1600A can measure Watts, VA, Volts rms, Volts peak, Amps rms, Amps peak, Crest factors, THD, Power factor, Frequency and Inrush current.

Power Meter				Hold
Supply Voltage				
229.8 V _{rms}	0.1% THD	Frequency	50.04 Hz	
325.1 V _{pk}	at 89.4°	Crest Factor	1.414	
Load Power				
47.64 W	64.03 VA	Power Factor	0.744	
Load Current				
278.6 mA _{rms}	49.9% THD	90.7% under Class D mask		
586.0 mA _{pk}	Phase 12.5°	Crest Factor 2.103		
Harmonic Summary				
Load detected Class A by waveform.				
Load passes Harmonic levels.				
Supply meets IEC requirements.				

The large display can show multiple parameters simultaneously as well as graphical representations of voltage and current waveforms.

Dual 16 bit Analog to Digital converters continuously sample both voltage and current and give a wide dynamic range. A fast Digital Signal Processor gives the performance needed for continuous real-time analysis of the data. Advanced algorithms yield accurate results, using extended precision or floating point arithmetic wherever necessary.



Voltage and current waveforms. The mains voltage purity has been restored using an AC1000A. Compare this with the uncorrected mains voltage shown in the instrument illustration.

Compliance-quality harmonics analyser

All electrical equipment sold within the EEC must comply with legislation relating to the harmonics content of the current waveform.

The HA1600A has been designed to make these measurements both quick and simple. It measures harmonics from the 1st to the 40th and updates the display in real time.

Compliance-quality flicker meter

The HA1600A can operate as a compliance quality flicker and fluctuations meter in conformance with EN61000-3-3 and EN61000-4-15.

A current measurement method can be used, as an alternative to voltage measurement, thus eliminating the need for a reference impedance.

Flicker severity is measured in terms of P_{st} and P_n using analysis periods as defined within the standard.

Simultaneously full analysis of voltage variations is performed, including the calculation of the maximum value d_{max} , the difference between steady states d_s , and the change characteristic $d_{(t)}$.

It is suitable for pre-compliance measurements using a normal mains supply and is capable of full compliance measurements to EN61000-3-2 in conjunction with a suitable power source such as the AC1000A.

Support is provided for both the 1995 and 2000 editions of EN61000-3-2. Capabilities include continuous monitoring of the supply voltage, continuous automatic calculation of harmonic limits, and timed test sequences with analysis of fluctuating harmonics.

Digital interfaces and PC software

The HA1600A incorporates RS232, USB interfaces for use with a PC, and a Centronics parallel interface for direct connection to a printer.

The firmware of the instrument is stored in flash memory and can be updated via RS232 or USB as the requirements of the standards evolve.

HA-PC Link Plus software is supplied to assist users in taking routine compliance measurements and archiving the results.

Data can either be in the form of a single report or can be continuous, permitting real-time viewing on the PC. Harmonics can be displayed on the PC as tabular reports or as graphical histograms.

Optional low distortion 1kW power source

The **AC1000A** is a low cost pure power source designed specifically for use with a harmonics analyser such as the HA1600A.

The AC supply available at a standard wall socket is usually distorted. This comes about because of nonlinear loads (non-resistive loads) on the AC supply such as transformers, fluorescent lights, switched-mode power supplies etc. The effect of this is to flatten off the top of the sine wave causing significant distortion.

In a typical factory environment this distortion is so significant that it is easily visible using an oscilloscope.

EN61000-3-2 requires that the source supply provides a pure voltage waveform to the equipment under test. The harmonic currents can differ significantly when a pure source is used, so for true compliance measurements it is important that any testing is performed with a device such as the AC1000A.

Because of the large increase in the peak currents that can result from having a pure sinewave mains voltage supply, the AC1000A is also very useful for stress testing a wide variety of power supplies types within electronic equipment.

Compact and portable, the AC1000A is rated at 1000 V·A for 230 V operation at up to 35°C ambient.

Maximum continuous rms current is 4.4A with a peak current capability of 10A.



HA1600A

- ▶ Measures power, voltage, current, phase angle etc.
- ▶ Tabular and histogram display of harmonics
- ▶ Voltage and current waveform displays
- ▶ Continuous analysis with real-time graphical update
- ▶ Compliance quality measurements to EN61000-3-2/-3
- ▶ Wide range of national power connectors available
- ▶ Parallel printer and RS232 and USB interfaces
- ▶ PC control and documentation software supplied

AC1000A

- ▶ Provides an EN61000-3-2 compliant source
- ▶ 1000W power capability at 230V
- ▶ Up to 4.4A rms load current and up to 10A peak currents
- ▶ Comprehensive overload protection
- ▶ Connection via standard power connector

Overview

The HA1600A is a fast, easy to use mains and harmonics analyser with a large and high resolution graphical display, capable of continuous real-time analysis.

The HA1600A is intended primarily as a dedicated harmonics and flicker analyser for compliance quality measurements, but it can also be used as a general purpose mains analyser.

The unit is available with range of power connectors to suit different national standards.

A printer interface is included for record keeping and archiving, along with both RS-232 and USB interfaces for PC connectivity.

HA-PC Link Plus is Windows based software supplied with the HA1600A.

It is intended to assist users in taking routine compliance measurements and archiving the results.

It can communicate with the instrument through either an RS232 or a USB connection.

The AC1000A is an innovative, low cost, pure power source designed specifically for use with a harmonics analyser such as the TTI HA1600A.

It permits compliance quality measurements to EN61000-3-2 in situations where the quality of the AC supply is poor or variable.

High performance power analyser

The HA1600A is a high speed, high accuracy ac power analyser for single phase loads of up to 16 amps RMS.

Dual power cables allow the supply to the load to be independent of the supply to the instrument. The output to the load is via a front panel mounted 'standard' mains connector. A wide range of power connectors is available including most national types.

The HA1600A can measure Watts, VA, Volts rms, Volts peak, Amps rms, Amps peak, Crest factors, THD, Power factor, Frequency and Inrush current.

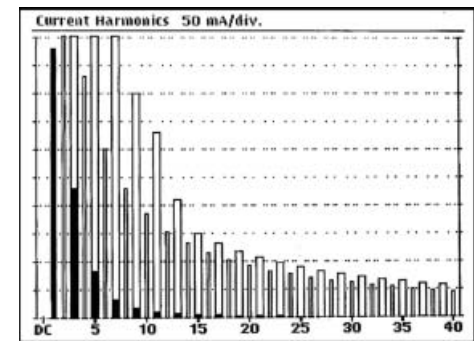
Compliance-quality harmonics analyser

All electrical equipment sold within the EEC must comply with legislation relating to the harmonics content of the current waveform.

The HA1600A has been designed to make these measurements both quick and simple. It measures harmonics from the 1st to the 40th and updates the display in real time.

Current Harmonics (mA)					
N	Filtered	Limit	Average	% limit	Max. % limit
1:	1005.7	-	1006.3	-	1007.3
3:	173.3	285.0	229.1	80.4	243.8
5:	40.2	100.0	40.2	40.2	40.5
7:	20.8	70.0	20.4	29.2	20.8
9:	61.8	50.0	67.9	135.7	73.3
11:	8.0	30.0	8.2	27.3	8.6
13:	5.7	30.0	5.9	19.5	6.1
15:	44.7	30.0	40.3	134.4	44.7
17:	3.5	30.0	3.5	11.7	3.5
19:	2.6	30.0	2.7	9.1	2.8
21:	33.4	30.0	28.7	95.5	33.4
23:	1.9	30.0	1.9	6.3	1.9
25:	1.4	30.0	1.5	5.1	1.6
27:	24.6	30.0	22.2	74.0	24.8
29:	1.0	30.0	1.1	3.7	1.2
31:	1.0	30.0	1.0	3.4	1.0
33:	18.8	30.0	18.1	60.3	19.7
35:	0.7	30.0	0.8	2.7	0.8
37:	0.7	30.0	0.7	2.4	0.7
39:	16.3	30.0	15.2	50.8	16.7
P:	48.7	94.9	43.4	45.7	48.7

It is suitable for pre-compliance measurements using a normal mains supply and is capable of full compliance measurements to EN61000-3-2 in conjunction with a suitable power source such as the AC1000A.



The large display can show multiple parameters simultaneously as well as graphical representations of voltage and current waveforms.

Dual 16 bit Analog to Digital converters continuously sample both voltage and current and give a wide dynamic range. A fast Digital Signal Processor gives the performance needed for continuous real-time analysis of the data. Advanced algorithms yield accurate results, using extended precision or floating point arithmetic wherever necessary.

Support is provided for both the 1995 and 2000 editions of EN61000-3-2. Capabilities include continuous monitoring of the supply voltage, continuous automatic calculation of harmonic limits, and timed test sequences with analysis of fluctuating harmonics.

Digital interfaces and PC software

The HA1600A incorporates RS232, USB interfaces for use with a PC, and a Centronics parallel interface for direct connection to a printer.

The firmware of the instrument is stored in flash memory and can be updated via RS232 or USB as the requirements of the standards evolve.

Voltage and current waveforms. The mains voltage purity has been restored using an AC1000A. Compare this with the uncorrected mains voltage shown in the instrument illustration.

Compliance-quality flicker meter

The HA1600A can operate as a compliance quality flicker and fluctuations meter in conformance with EN61000-3-3 and EN61000-4-15.

Test Control	
Operating Mode: IEC 61000-3-3 Flicker	
Sensing method: Current	
Reference impedance: 0.400 + j 0.250 Ohms	
Observation Time for P _{st} :	10 minutes
Observation Time for P _{tt} :	12 P _{st} values
d(max) limit:	4.00%
d(t) limit:	< 200 ms above 3.00%
d(c) limit:	3.00%
'Steady State' definition: > 1000 ms below 0.15%	
Nominal Voltage: 230.0 Volts	
Nominal Frequency: 50.0 Hz	
Test type:	Timed
Duration:	7200 seconds
Load Power:	During Test
Test status:	Running
Elapsed time:	00:00:26
Press STOP to end measurement.	

A current measurement method can be used, as an alternative to voltage measurement, thus eliminating the need for a reference impedance.

Flicker severity is measured in terms of P_{st} and P_{tt} using analysis periods as defined within the standard.

Simultaneously full analysis of voltage variations is performed, including the calculation of the maximum value d_{max}, the difference between steady states d_c, and the change characteristic d₀.

Flicker Meter		Range locked	
Duration	Flicker	P _{st} calculation interval	P _{st}
0.1%	43	> 1:	1.60
0.7%	39	2:	0.00
1.0%	38	3:	0.00
1.5%	37	4:	0.00
2.2%	35	5:	0.00
3%	33	6:	0.00
4%	30	7:	0.00
6%	25	8:	0.00
8%	21	9:	0.00
10%	17	10:	0.00
13%	12	11:	0.00
17%	8	12:	0.00
30%	2		
50%	0		
80%	0		
P _{st} =	1.60	P _{tt} =	0.70

Optional low distortion 1kW power source

The AC1000A is a low cost pure power source designed specifically for use with a harmonics analyser such as the HA1600A.

The AC supply available at a standard wall socket is usually distorted. This comes about because of nonlinear loads (non-resistive loads) on the AC supply such as transformers, fluorescent lights, switched-mode power supplies etc. The effect of this is to flatten off the top of the sine wave causing significant distortion.

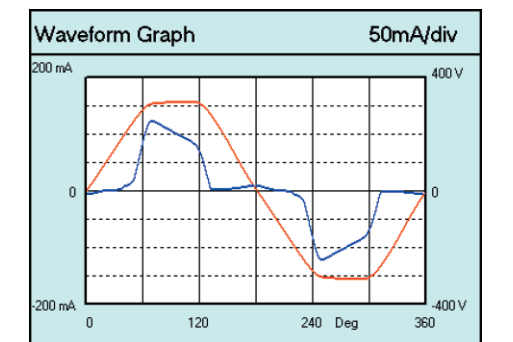
In a typical factory environment this distortion is so significant that it is easily visible using an oscilloscope.

EN61000-3-2 requires that the source supply provides a pure voltage waveform to the equipment under test. The harmonic currents can differ significantly when a pure source is used, so for true compliance measurements it is important that any testing is performed with a device such as the AC1000A.

Because of the large increase in the peak currents that can result from having a pure sinewave mains voltage supply, the AC1000A is also very useful for stress testing a wide variety of power supplies types within electronic equipment.

Compact and portable, the AC1000A is rated at 1000 V·A for 230 V operation at up to 35°C ambient.

Maximum continuous rms current is 4.4A with a peak current capability of 10A.



SUPPLY VOLTAGE	
231.00 v	Frequency 49.99 Hz
313.50 v _{rms}	Crest Factor 1.357
103.8 Deg.	
LOAD POWER	
12.250 W	Power Factor 0.856
12.70 W _{max}	14.318 VA
LOAD CURRENT	
61.98 mA _{rms}	Total Harmonics 31.59 mA
123.24 mA _{pk}	97.5 Deg. Crest Factor 1.988

Sections of the HA-PC Link Plus screen

MAINS ANALYSER

Measurement Circuit: Single Phase with standard mains connector.
Current Rating: 16A rms continuous, or national connector rating if lower.
Voltage Ranges: 115V ($\pm 200V$ pk) 230V ($\pm 400V$ pk).
Current Ranges: $\pm 24mA$ pk to $\pm 400A$ pk in fifteen 2:1 ranges.
Frequency Range: 43 - 67 Hz.
Shunt Resistance: 3m Ω .
Sampling Rate: 300 points per cycle.
Basic Accuracy: Better than 0.2% $\pm 1mA$, up to 16A.
Measured Parameters: Vrms, Vpk, Arms, Apk, Crest factors, THD, W, VA, Power factor, Frequency, Inrush current.

Display Modes:
Tabular display of all parameters including latest and highest inrush current. Waveform graph display of voltage and current with normal, max hold, accumulate and multiple cycle display.

Monitor Outputs: Re-constructed Voltage and Current Signals.

HARMONICS ANALYSER

Measurements: 1st harmonic to 40th harmonic.
Measurement processing for both 1995 and 2000 Editions of EN61000-3-2. Continuous calculation, analysis and assessment of unfiltered, filtered, average, minimum and maximum current harmonic levels and limits. Continuous measurement and assessment of supply waveform and harmonics.

Current Rating: 16A rms continuous, or national connector rating if lower.
Voltage Ranges: 115V ($\pm 200V$ pk) 230V ($\pm 400V$ pk).
Current Ranges: $\pm 24mA$ pk to $\pm 400A$ pk in fifteen 2:1 ranges.
Frequency Range: 43 - 67 Hz.
Shunt Resistance: 3m Ω .
Transforms Window: Continuous 4, 10, 12 or 16 cycle Discrete Fourier Transforms.
Basic Accuracy: Better than 5% of limit or 0.2% of selected range (whichever is the greater) $\pm 1mA$.

Display Modes:
Display of load supply assessment for voltage, harmonics, crest limits and frequency against requirements of EN61000-3-2.
Histogram or tabular display of supply voltage harmonics.
Histogram display of current harmonics with limits, Min. hold, Max. hold and percentage of limit display options.
Tabular display of current harmonics showing present values, limits, average values, average as percent of limit, maximum values, maximum as percent of limit and pass or fail assessment for each harmonic.

Test Control:
Untimed, manually timed or automatically timed tests; user-defined test time.
Limits automatically determined from EN61000-3-2 for appropriate class; Class C and Class D limits can be automatically calculated from power measurements or from ratings declared by the user. Minimum and maximum power thresholds for limits can be changed by the user.
Facility for declaring supply voltages other than 230V and deriving appropriate limits. Facility for insetting test limits.

Report Printing:
Direct printer connection for hard-copy report with user-entered narrative, supply voltage assessment and current harmonic analysis and assessment.

VOLTAGE FLUCTUATIONS & FLICKER METER

Measurements: Voltage fluctuations d_{max} , d_c , $d(t)$ and flicker P_{St} and P_{It} to EN61000-3-3 and EN61000-4-5.
Current Rating: 16A rms continuous, or national connector rating if lower.
Voltage Ranges: 115V ($\pm 200V$ pk) 230V ($\pm 400V$ pk).
Fluctuation Range: 25% max. (relative to nominal voltage)
Flicker meter Range: Voltage change up to 20% (sinewave change) or 10% (low repetition rate rectangular change) relative to AGC level. Equivalent to 6400 pu on 8.8 Hz sinewave.

Flicker meter AGC: Up to $\pm 5\%$.
Flicker meter Accuracy: Better than 5% for P_{St} range 0.7 to 10.0.
Frequency Range: 50 or 60 Hz (operates over 43 - 67 Hz).
Report Printing: Tabular listing of voltage variations, P_{St} classifier and P_{St} in each P_{It} interval.

GENERAL

Display: 320 x 240 pixel backlit LCD.
Clock: Realtime clock for time/date stamping of Report data.
Interfaces: Parallel Printer, RS-232, USB.
Instrument Supply: 230V or 115V $\pm 14\%$, 48 to 65Hz.
Operating Range: +5°C to 40°C, 20-80% RH.
Storage Range: -10°C to +60°C.
Dimensions: 357 x 132 x 235mm (WxHxD)
Weight: 4.4 kg
Safety: Complies with EN61010-1
EMC Compliance: Complies with EN61326-1

HA-PC LINK PLUS SOFTWARE

HA-PC LINK PLUS is PC (Windows) software supplied with the HA1600A. It can communicate with the instrument through either an RS232 or a USB connection.
It is intended to assist users in taking routine compliance measurements and archiving the results.
The PC is used for configuration, display and data archiving only; all real time data handling and measurement processing continues to be performed by the Digital Signal Processor in the instrument. The performance of the PC does not affect the accuracy of the measurement results, and so there is no need for the either the PC or its software to be covered by a calibration certificate.

AC1000A LOW DISTORTION POWER SOURCE

Input Voltage: 230V AC or 115V AC, 50 or 60Hz to order.
Installation Category II.

Supply Tolerances: Voltage $\pm 10\%$. Frequency $\pm 1\%$
Output Voltage: Tracks the amplitude of the fundamental of the input voltage. A variable voltage input may be used to adjust the output voltage to within the limits specified by EN61000-3-2.
Output Distortion: Dependent on the purity of the input but will generally meet the requirements of EN61000-3-2.
Output Current: Maximum continuous output current is 4.4A (10A peak).
Output Power: Maximum output power is input voltage x 4.4 VA
Input Connection: IEC connector; front panel switch.
Output Connection: U.K., Schuko, or other national outlet sockets. Load power switch can be set to DIRECT or CORRECTED for 'A-B' comparisons.
Protection: Thermal trip automatically diverts load to a DIRECT connection in the event of thermal overload.
Operating Range: +5°C to +35°C at full rated output; 20% to 80% RH (non-condensing).
Storage Range: -40°C to +70°C
Environmental: Indoor use at altitudes to 2000m, Pollution Degree 2.
Safety: Complies with EN61010-1
EMC: Complies with EN61326-1
Size: 357 x 132 x 235mm mm (W x H x D)
Weight: 5.5 kg.

Thurlby Thandar Instruments Ltd. operates a policy of continuous development and reserves the right to alter specifications without prior notice.

THURLBY THANDAR INSTRUMENTS

HA1600A

Power and Harmonics Analyser

high speed and high accuracy power measurements

compliance quality harmonics analysis to EN61000-3-2

compliance quality flicker measurement to EN61000-3-3

optional low-distortion 1kW AC power source (AC1000A)

Designed and built in Europe by:



Thurlby Thandar Instruments Ltd.

Glebe Road, Huntingdon. Cambs. PE29 7DR United Kingdom
Tel: +44 (0)1480 412451 Fax: +44 (0)1480 450409
Email: sales@tti-test.com Web: http://www.tti-test.com

X-ON Electronics

Largest Supplier of Electrical and Electronic Components

Click to view similar products for [Hand Tools](#) category:

Click to view products by [Aim-TTi](#) manufacturer:

Other Similar products are found below :

[58284-1](#) [59773-1](#) [662908-1](#) [68764-0001](#) [690619-6](#) [7-354778-7](#) [768531-1](#) [810131](#) [81541-16](#) [854183-1](#) [854358-1](#) [90855-1](#) [992258-1](#) [1-21046-3](#) [121073-0047](#) [1-22278-0](#) [1-22278-2](#) [1-24954-2](#) [125529-5](#) [126513-1](#) [1-305579-8](#) [1-306027-0](#) [1338968-2](#) [1-354779-0](#) [1-354779-2](#) [1-354779-4](#) [1424443-1](#) [1424266-1](#) [1424289-1](#) [1424444-1](#) [1532195-2](#) [1538773-2](#) [1-692134-3](#) [HT-920A-124-HTELE-RPL-KIT](#) [1976923-1](#) [1976969-1](#) [2063795-1](#) [2-21002-1](#) [2-21002-4](#) [2-21002-7](#) [2-21002-9](#) [2-21004-0](#) [229707-1](#) [911737-2](#) [91348-2](#) [925980-R](#) [301185-9](#) [983533-1](#) [1-694433-7](#) [AD-1547-1-INSTALL-TOOL](#)