

9mm Size Insulated Shaft Snap-in Type / Other Specifications

In addition to the Product Line, we accommodate the following specifications. Combinations not included in the Product Line are treated as semi-standard products.

Total Resistance Variety

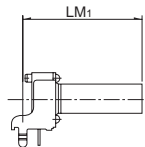
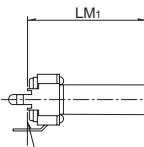
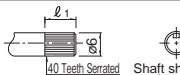
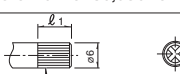
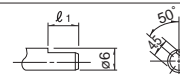
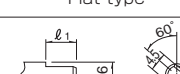
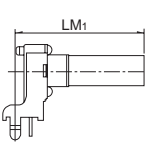
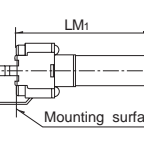
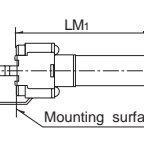
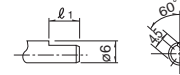
Total resistance (k Ω)	5	10	20	50	100	200
------------------------	---	----	----	----	-----	-----

Resistance Taper

Resistance taper	15A	1B	3B	15C
------------------	-----	----	----	-----

Shaft Variety

Unit:mm

Style	Shaft type		Shaft color										
	Knob variety	Detail dimensions											
Horizontal type  Vertical type 	Knob type (φ6)  Shaft shown at center position	<table border="1"> <tr> <td>LM₁</td> <td>15</td> <td>20</td> <td>25</td> <td>30</td> </tr> <tr> <td>ℓ₁</td> <td>6</td> <td>7</td> <td>7</td> <td>7</td> </tr> </table>	LM ₁	15	20	25	30	ℓ ₁	6	7	7	7	Black
	LM ₁	15	20	25	30								
	ℓ ₁	6	7	7	7								
	Screw-driver adjustment type  Shaft shown at center position	<table border="1"> <tr> <td>LM₁</td> <td>9.5</td> <td>15</td> <td>20</td> <td></td> </tr> <tr> <td>ℓ₁</td> <td>—</td> <td>6</td> <td>7</td> <td></td> </tr> </table>	LM ₁	9.5	15	20		ℓ ₁	—	6	7		
	LM ₁	9.5	15	20									
ℓ ₁	—	6	7										
Flat type  Shaft shown in full CCW position	<table border="1"> <tr> <td>LM₁</td> <td>15</td> <td>20</td> <td>25</td> <td>30</td> </tr> <tr> <td>ℓ₁</td> <td>6</td> <td>7</td> <td>12</td> <td>12</td> </tr> </table>	LM ₁	15	20	25	30	ℓ ₁	6	7	12	12		
LM ₁	15	20	25	30									
ℓ ₁	6	7	12	12									
Flat type  Shaft shown in full CCW position	<table border="1"> <tr> <td>LM₁</td> <td>15</td> <td>20</td> <td>25</td> <td>30</td> </tr> <tr> <td>ℓ₁</td> <td>6</td> <td>7</td> <td>12</td> <td>12</td> </tr> </table>	LM ₁	15	20	25	30	ℓ ₁	6	7	12	12	Gray (15, 20, 25) Black (30)	
LM ₁	15	20	25	30									
ℓ ₁	6	7	12	12									
With collar 	Flat type  Shaft shown in full CCW position	<table border="1"> <tr> <td>LM₁</td> <td>20</td> <td>25</td> <td>30</td> </tr> <tr> <td>ℓ₁</td> <td>7</td> <td>12</td> <td>12</td> </tr> </table>	LM ₁	20	25	30	ℓ ₁	7	12	12	Black		
LM ₁	20	25	30										
ℓ ₁	7	12	12										
Mounting surface 	Flat type  Shaft shown in full CCW position	<table border="1"> <tr> <td>LM₁</td> <td>20</td> <td>25</td> <td>30</td> </tr> <tr> <td>ℓ₁</td> <td>7</td> <td>12</td> <td>12</td> </tr> </table>	LM ₁	20	25	30	ℓ ₁	7	12	12	Gray (20, 25) Black (30)		
LM ₁	20	25	30										
ℓ ₁	7	12	12										

Note

Marked are specifications recommended by Alps Alpine.

9mm Size Insulated Shaft Snap-in Type / Ordering Products Not Listed

In addition to the Product Line, we accommodate the following specifications. Combinations not included in the Product Line are treated as semi-standard products. Please refer to the notation example below.

Sample Part Number



Model type

Code	Model type	
K111	280° single-unit	Horizontal H=6.5
K113	280° single-unit	Vertical
D111	300° single-unit	Horizontal H=10
D113	300° single-unit	Vertical

*For other horizontal type mount height requirements, please indicate separately.

Shaft type

Code	Shaft type	Code	Shaft type
F	Flat	X	Screw driver
K	Knob	—	—

*All RK09D types are only available in flat format.

Length of the shaft LM₁ (mm)

Code	Length of the shaft	Code	Length of the shaft
15	15	25	25
20	20	30	30

*20, 25 and 30 are the only available RK09D types.
*9.5, 15 and 20 are the only available models in the Screwdriver shape.

Detent

Code	Center detent
C0	Without
C1	With

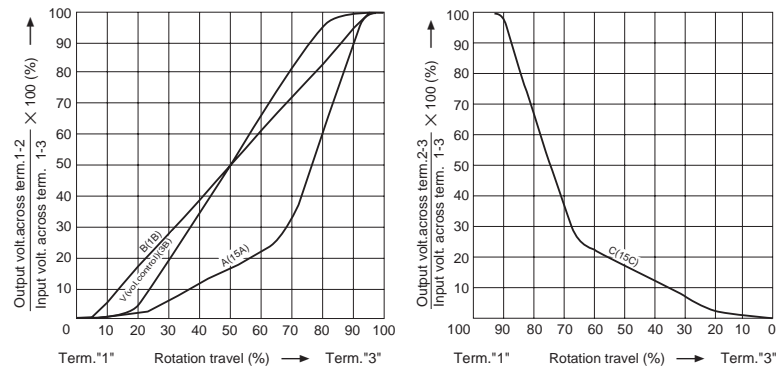
Resistance taper

Code	Resistance taper	Code	Resistance taper
A	15A	C	15C
B	1B	V	3B

B: For tone & general
V: For vol.

Total resistance

Code	Total resistance (k Ω)	Code	Total resistance (k Ω)
502	5	503	50
103	10	104	100
203	20	204	200



Notes

1. RK09D comes with a collar.
2. The recommended specification for RK09K does not include a collar. For collar requirements please indicate separately.
3. Marked are specifications recommended by Alps Alpine.

Rotary Potentiometers
 Slide Potentiometers
 Metal Shaft
 Insulated Shaft
 Knob Operating
 Through Shaft type
 Ring Type

X-ON Electronics

Largest Supplier of Electrical and Electronic Components

Click to view similar products for [Potentiometers](#) category:

Click to view products by [ALPS](#) manufacturer:

Other Similar products are found below :

[58C2-2](#) [590SX1N32F103SS](#) [591SXJ48S252SC](#) [591SXP56S252SC](#) [591SXP56S503SC](#) [D31409](#) [70B1G048K502X-A](#) [70B1M032S502W](#)
[70B1N056S202W](#) [70B8N056F502W](#) [70J8N048S104U](#) [70L1N040P103W](#) [70L1N048P103X](#) [70L1N048S103W](#) [GA2L040S102UC](#)
[GA2L040S103UC](#) [GS1G044P103UA](#) [GS1N048P103UA](#) [GS1T032S103UA](#) [A43-1500](#) [A43-20K](#) [A47-200K](#) [A4720K](#) [132-2-0-202](#)
[RK14K1220-F25-C0-A103](#) [RK14K1220F25C0C104](#) [RK14K1220-F25-C1-B103](#) [14910FBGLFY00103KA](#) [14910AABHSX10103KA](#)
[14910FAGJSX10104KA](#) [C0342008 5K](#) [J97589](#) [23M728](#) [248BBHS0XB25503MA](#) [249FGJS0XB25503KA](#) [RV170F-10-15R1-B500K-0021](#)
[RV8NAYS104A](#) [917523A](#) [A43-40](#) [A43-750](#) [A43S-5](#) [A47-15K](#) [A47-1K](#) [A4750K](#) [SPPG056P103U](#) [SWE-10](#) [GA2G040F103BA](#) [POT-](#)
[3217-02 \(MW22S-3217-500\)](#) [GS1G052F103UA-A](#) [GS1G056S502UA](#)