

General-purpose Type SPPB Series

- | [Photo](#) | [Dimensions](#) | [Land Dimensions](#) | [Circuit Diagram](#) | [Packing Specifications](#) |
- | [Soldering Conditions](#) |

PRINT

Part number		SPPB530701
Operating direction		Horizontal
Poles		1
Positions		1
Operation part shape		Push
Terminal type		For PC board (Reflow)
Operating force		0.35N max.
Packaging style		Taping
Operating temperature range		-40°C to +85°C
Rating (max.)/(min.) (Resistive load)		0.1A 30V DC/50μA 3V DC
Electrical performance	Contact resistance (Initial/After operating life)	1Ω max./2Ω max.
	Insulation resistance	100MΩ min. 100V DC
	Voltage proof	100V AC for 1 minute
Mechanical performance	Terminal strength	3N for 1 minute
	Actuator strength	10N
Durability	Operating life without load	50,000 cycles 2Ω max.
	Operating life with load Rating (max.) (Resistive load)	50,000 cycles 2Ω max.
Environmental performance	Cold	-40°C 500h
	Dry heat	85°C 500h
	Damp heat	60°C, 90 to 95%RH 500h

Minimum order unit (pcs.)	Japan	1,500
	Export	6,000

3D CAD (STEP)



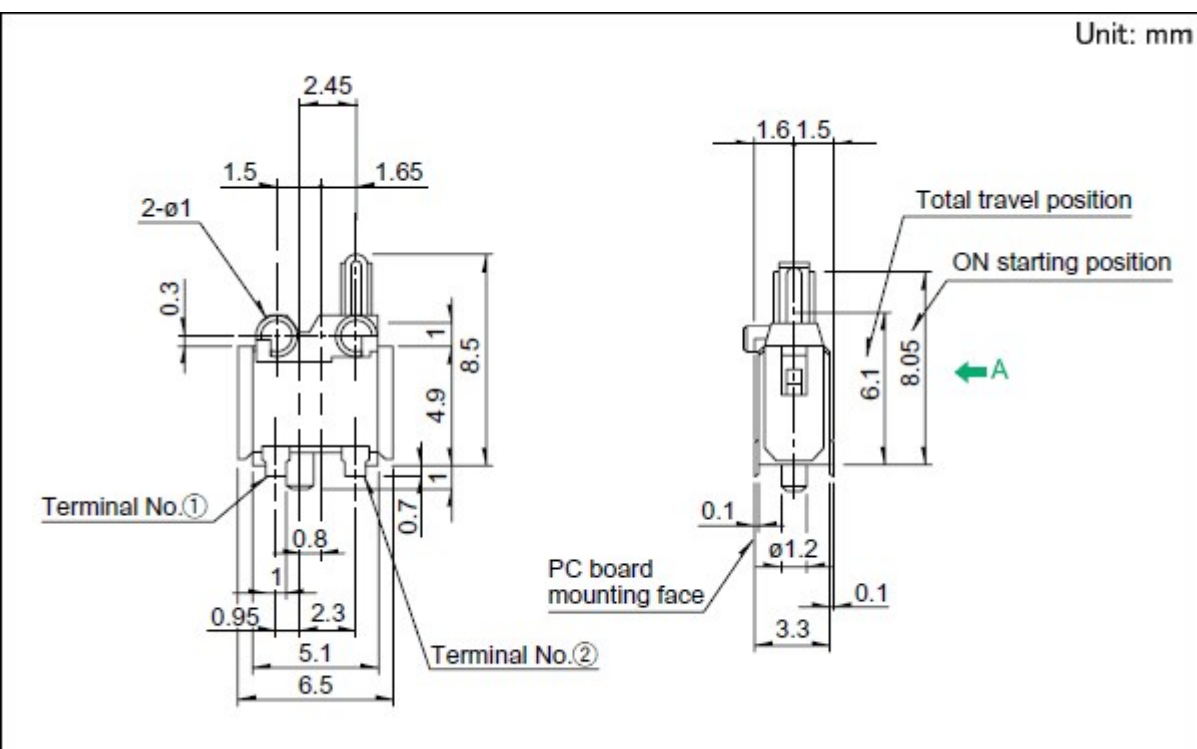
Certificate of Compliance to RoHS regulations



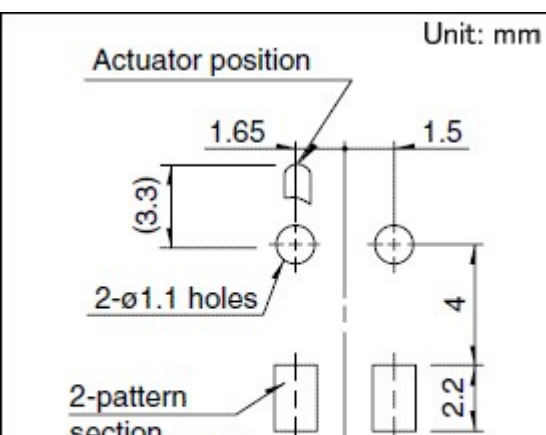
Photo

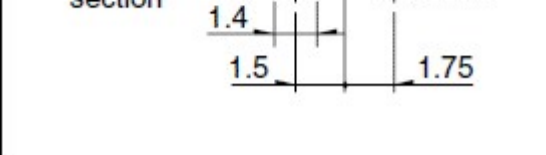


Dimensions



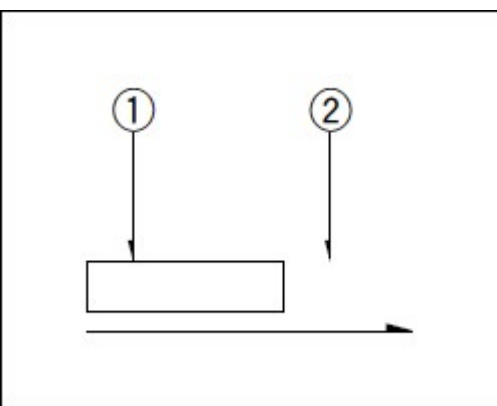
Land Dimensions





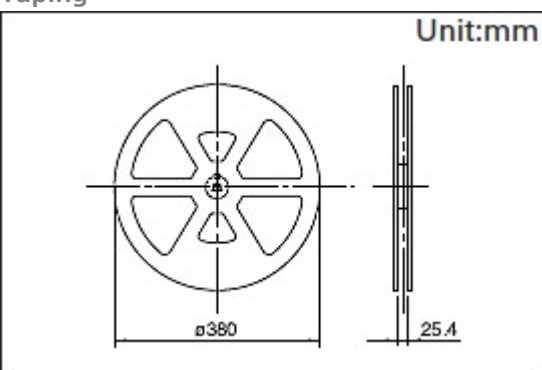
Viewed from direction A in the dimensions.

Circuit Diagram



Packing Specifications

Taping



Number of packages 1 reel 1,500
(pcs.)

1 case / Japan 3,000

1 case / export packing 6,000

Tape width (mm) 24

Export package measurements (mm) 406×406×160

Soldering Conditions

Example of Reflow Soldering Condition

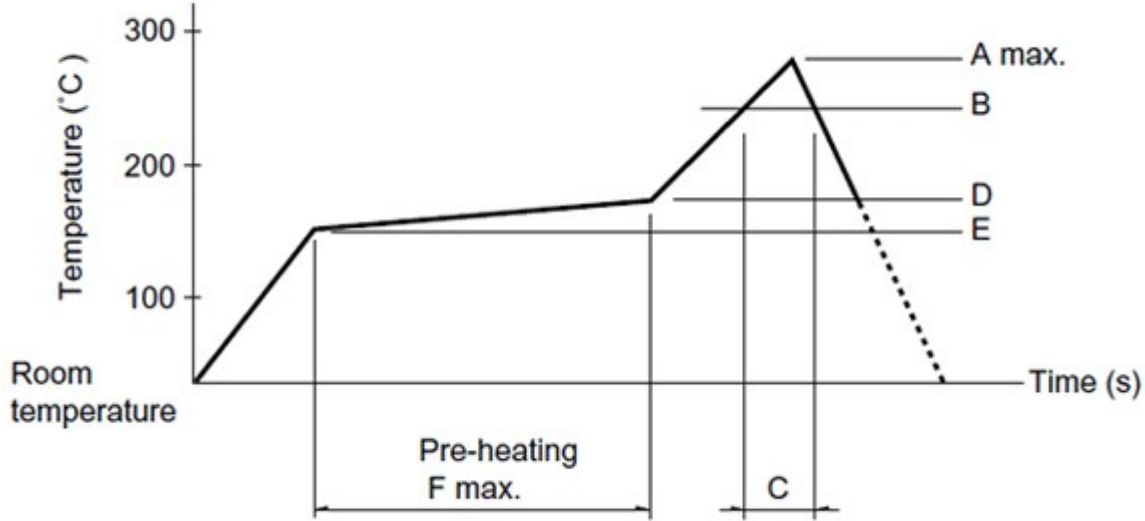
1. Heating method

Double heating method with infrared heater.

2. Temperature measurement

Thermocouple 0.1 to 0.2VCA (K) or CC (T) at soldering portion (copper foil surface) . A heat resisting tape should be used for fixed measurement.

3. Temperature profile



A(°C) 3s max.	B(°C)	C(s)	D(°C)	E(°C)	F(s)
250	230	40	180	150	120

(1) The condition mentioned above is the temperature on the mounting surface of a PC board. There are cases where the PC board's temperature greatly differs from that of the switch, surface depending on the PC board's material, size, thickness, etc. The above-stated conditions shall also apply to switch surface temperatures.

(2) Soldering conditions differ depending on reflow soldering machines. Prior verification of soldering condition is highly recommended.

Reference for Hand Soldering

Soldering temperature	350±5°C
Soldering time	5s max.

Notes are common to this series/models.

1. This site catalog shows only outline specifications. When using the products, please obtain formal specifications for supply.
2. Please place purchase orders per minimum order unit (integer).
3. This products can be used in vehicles.
Although these products are designed to perform over a wide operating temperature range, please ensure that you receive and read the formal delivery specifications before use.

Inquiries about Products

[▶ Inquiry](#)

X-ON Electronics

Largest Supplier of Electrical and Electronic Components

Click to view similar products for [Detector Switches](#) category:

Click to view products by [ALPS](#) manufacturer:

Other Similar products are found below :

[E3S-LS5C4S](#) [SPVQ850300](#) [21075-6](#) [SPVQ860100](#) [K2CU-F20A-F AC220](#) [D3DM0005H](#) [D3DM0001E](#) [D3DM0003A](#) [HARB0012](#) [PP2-7H1-2D2](#) [PP1-FB7-2D2](#) [PP2-7U1-2B2](#) [PP1-ET7-2B2](#) [MR1000AWA](#) [MR1000BWA](#) [ESE-24SH6](#) [ESE-31R11T](#) [ESE-23F101](#) [ESE-13V01D](#) [ESE-13V01C](#) [ESE-13V01A](#) [ESE-13H01B](#) [ESE-11MH1T](#) [ESE-11MH2T](#) [ESE-11MV1](#) [ESE-31L11T](#) [HDS001R](#) [SPVL110102](#) [ESE-13V01B](#) [ESE-23J101](#) [SPPW811200](#) [ESE-58R61B](#) [SPVQ361300](#) [ESE-58R11B](#) [SPVT210201](#) [SPVL120101](#) [ESE-24CMV9T](#) [DS080](#) [DS0900502RP](#) [T0-SCB22MP1NC1](#) [T0-SCB22MP1NSX](#) [ESE-13H01A](#) [ESE-13H01C](#) [ESE-13H01D](#) [SPVN210101](#) [SPPB110300](#) [SPPB120200](#) [SPPB1A0100](#) [SPPB1A0101](#) [SPPB2A0100](#)