

SPVN

Low-profile Two-way Operation Type

Low-profile type with thickness of 1 mm



Typical Specifications

Items		Specifications
Rating (max.)/(min.) (Resistive load)		1mA 5V DC / 50μA 3V DC
Contact resistance (Initial / After operating life)		2Ω max. / 5Ω max.
Operating force		0.35N max.
Operating life	Without load	50,000cycles
	With load	50,000cycles (1mA 5V DC)

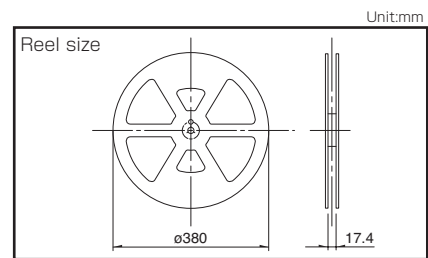
Product Line

Poles	Positions	Terminal type	Lever length	Operating direction	Location lug	Minimum order unit (pcs)		Product No.	Drawing No.
						Japan	Export		
1	1	For PC board (Reflow)	Standard	Right	With	5,000	20,000	SPVN110107	1
					Without			SPVN120104	
				Left	With			SPVN210106	2
					Without			SPVN220103	
			Long	Right	With			SPVN310101	3
					Without			SPVN320101	
				Left	With			SPVN410101	4
					Without			SPVN420101	

Packing Specifications

Taping

Number of packages (pcs.)			Tape width (mm)	Export package measurements (mm)
1 reel	1 case /Japan	1 case /export packing		
5,000	10,000	20,000	16	417×409×139



Dimensions

No.	Photo	Style	PC board mounting hole and land dimensions (Viewed from direction A)
1		<p>ON starting position (horizontal direction)</p> <p>ON starting position (horizontal direction), operating force standard measurement position</p> <p>Terminal No. ①</p> <p>Center of rotation</p> <p>Location lug</p>	<p>2-φ0.75 hole</p>

SPVN Low-profile Two-way Operation Type

Detector

Slide

Push

Rotary

Power

Dual-in-line
Package Type

General-
purpose Type

Water-proof
Type

Fast Switching
Type

Dimensions

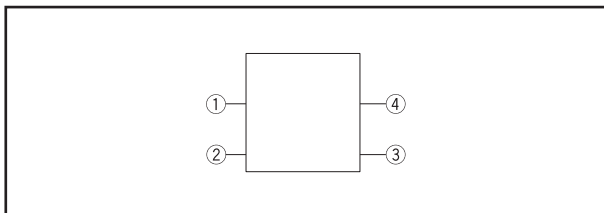
Unit:mm

No.	Photo	Style	PC board mounting hole and land dimensions (Viewed from direction A)
2		<p>ON starting position (horizontal direction), operating force standard measurement position</p>	
3		<p>On starting position (horizontal direction), operating force standard measurement position</p>	
4		<p>On starting position (horizontal direction), operating force standard measurement position</p>	

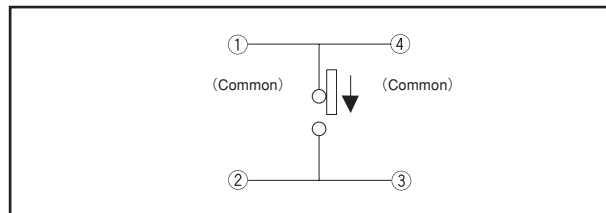
Note

Dimensions drawing is for type with location lugs.

Terminal Layout (Viewed from Direction A)















Circuit Diagram



Detector Switches

List of Varieties

Series		General-purpose Type					
		SPVS	SPVN	SPVT	SPVM	SPVR	SPVE
Photo							
Operation type		Two-way					One-way
Dimensions (mm)	W	3.5	3.8	5.6	2.8	3.6	3.4
	D	3.3	3.6	4.7	3.5	4.2	3
	H	1		1.9	1.5	1.2	2.3
Operating temperature range		-40°C to +85°C					-10°C to +60°C
Automotive use		●	●	●	●	●	—
Life cycle (availability)							
Poles / Positions		1/1					
Rating (max.) (Resistive load)		1mA 5V DC		50mA 20V DC	1mA 5V DC		0.1A 30V DC
Rating (min.) (Resistive load)		50μA 3V DC		100μA 3V DC	50μA 3V DC	100μA 3V DC	50μA 3V DC
Durability	Operating life without load	50,000cycles 5Ω max.		100,000cycles 1Ω max.	50,000cycles 5Ω max.		50,000cycles 1Ω max.
	Operating life with load Rating (max.) (Resistive load)	50,000cycles 5Ω max.		100,000cycles 1Ω max.	50,000cycles 5Ω max.		50,000cycles 1Ω max.
Electrical performance	Initial contact resistance	2Ω max.		500mΩ max.	2Ω max.	3Ω max.	500mΩ max.
	Insulation resistance	100MΩ min. 100V DC					
	Voltage proof	100V AC for 1 minute					
Mechanical performance	Terminal strength	0.5N for 1minute			1N for 1minute	0.5N for 1minute	
	Actuator strength	5N		10N	5N	2N	5N
Environmental performance	Cold	-40°C 96h					-20°C 96h
	Dry heat	85°C 96h					
	Damp heat	40°C, 90 to 95%RH 96h					
Operation force		0.35N max.		0.4N max.		0.35N max.	0.3N max.
Page		16	19	21	24	26	27

Detector Switches Soldering Conditions	68
Detector Switches Cautions	69

Note

- Indicates applicability to all products in the series.

Detector Switches / Soldering Conditions

Detector

Slide

Push

Rotary

Power

Dual-in-line
Package Type

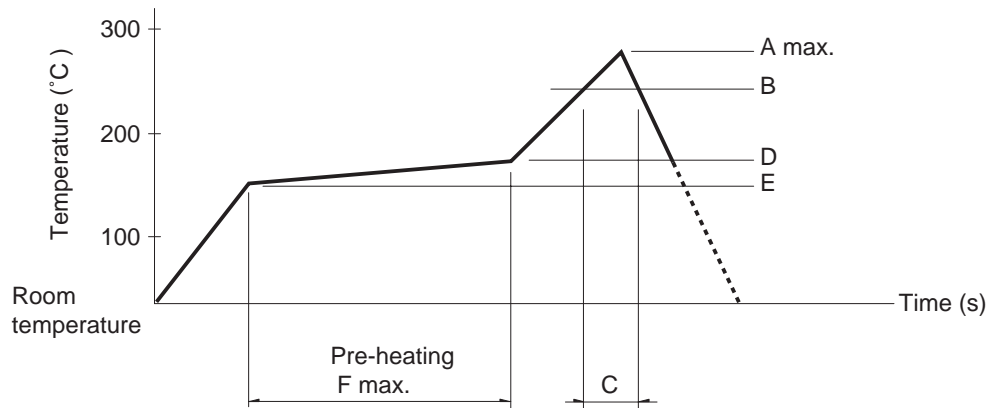
General
purpose Type

Water-proof
Type

Fast Switching
Type

Example of Reflow Soldering Condition

1. Heating method: Double heating method with infrared heater.
2. Temperature measurement: Thermocouple $\phi 0.1$ to 0.2 CA (K) or CC (T) at soldering portion (copper foil surface).
A heat resisting tape should be used for fixed measurement.
3. Temperature profile



Series (Reflow type)	A (°C) 3s max.	B (°C)	C (s)	D (°C)	E (°C)	F (s)
SPPB	250	230	40	180	150	120
SPVE	260					
SPVL						
SPVM						
SPVN						
SPVR						
SPVS						
SPVT						
SSCM						
SSCQ						
SPVQC	250					

Notes

1. The condition mentioned above is the temperature on the mounting surface of a PC board. There are cases where the PC board's temperature greatly differs from that of the switch, surface depending on the PC board's material, size, thickness, etc.
The above-stated conditions shall also apply to switch surface temperatures.
2. Soldering conditions differ depending on reflow soldering machines.
Prior verification of soldering condition is highly recommended.

Reference for Hand Soldering

Series	Soldering temperature	Soldering time
SPVS, SPVN, SPVT, SPVM, SPVR, SPVE, SSCQ, SSCM, SPVL, SSCT, SPVQC	350±5°C	3s max.
SPVQ3, SPVQ6, SPVQ7, SPVQ8, SPVQ9, SPVQA	300±10°C	3 + 1 / 0s
SPPB (Reflow)	300±5°C	5s max.
SSCF, SPPB (For Lead, Dip)	350±10°C	3 + 1 / 0s

Reference for Dip Soldering

(For PC board terminal types)

Series	Items		Dip soldering	
	Preheating temperature	Preheating time	Soldering temperature	Duration of immersion
SSCT, SPVQ3, SPVQ6, SPVQ7, SPVQ8, SPVQ9, SPVQA	100±10°C	60s max.	260±5°C	5±1s
SPPW8, SPPB	100°C max.	60s max.	255±5°C	5±1s
SSCF	—		260±5°C	5±1s

X-ON Electronics

Largest Supplier of Electrical and Electronic Components

Click to view similar products for [Detector Switches](#) category:

Click to view products by [ALPS](#) manufacturer:

Other Similar products are found below :

[E3S-LS5C4S](#) [SPVQ850300](#) [21075-6](#) [SPVQ860100](#) [K2CU-F20A-F AC220](#) [D3DM0005H](#) [D3DM0001E](#) [D3DM0003A](#) [HARB0012](#) [PP2-7H1-2D2](#) [PP1-FB7-2D2](#) [PP2-7U1-2B2](#) [PP1-ET7-2B2](#) [MR1000AWA](#) [MR1000BWA](#) [ESE-24SH6](#) [ESE-31R11T](#) [ESE-23F101](#) [ESE-13V01D](#) [ESE-13V01C](#) [ESE-13V01A](#) [ESE-13H01B](#) [ESE-11MH1T](#) [ESE-11MH2T](#) [ESE-11MV1](#) [ESE-31L11T](#) [HDS001R](#) [SPVL110102](#) [ESE-13V01B](#) [ESE-23J101](#) [SPPW811200](#) [ESE-58R61B](#) [SPVQ361300](#) [ESE-58R11B](#) [SPVT210201](#) [SPVL120101](#) [ESE-24CMV9T](#) [DS080](#) [DS0900502RP](#) [T0-SCB22MP1NC1](#) [T0-SCB22MP1NSX](#) [ESE-13H01A](#) [ESE-13H01C](#) [ESE-13H01D](#) [SPVN210101](#) [SPPB110300](#) [SPPB120200](#) [SPPB1A0100](#) [SPPB1A0101](#) [SPPB2A0100](#)