


# SSSU 8.5(H)mm, 3mm-travel Type

Large-size general purpose type with various knobs



## Typical Specifications



Items		Specifications
Rating (max.)/(min.) (Resistive load)		0.1A 30V DC / 50μA 3V DC
Contact resistance (Initial performance / After lifetime)		25mΩ max. / 65mΩ max.
Operating force		Refer to the dimensions.
Operating life	Without load	10,000 cycles
	With load	10,000 cycles (0.1A 30V DC)

## Product Line

Travel (mm)	Actuator direction	Actuator length (mm)	Poles	Positions	Mounting method	Changeover timing	Soldering	Minimum order unit (pcs.)		Products No.	Drawing No.
								Japan	Export		
3	Vertical	6	1	2	Snap-in (t1.6)	Non shorting	Manual, Dip	400	2,000	SSSU011700	1
										SSSU012200	
		9	3	500				2,500	SSSU014800	2	
									SSSU015100		
		6	2	400				2,000	SSSU022400	3	
									SSSU022800		
		9	3	500				2,500	SSSU025800	4	
									SSSU026300		
	6	4	700	3,500	SSSU041700	5					
					SSSU042100						
	9	2	500	2,500	SSSU111400	6					
					SSSU113200						
	6	3	700	3,500	SSSU121700	8					
					SSSU122200						
	9	3	400	2,000	SSSU124900	9					

## Packing Specifications

Bulk

Products No.	Number of packages (pcs.)		Export package measurements (mm)
	1 case / Japan	1 case / export packing	
SSSU011700, SSSU012200, SSSU022400, SSSU022800, SSSU124900	400	2,000	400×270×290
SSSU014800, SSSU015100, SSSU025800, SSSU042100, SSSU026300, SSSU041700, SSSU113200	500	2,500	
SSSU111400, SSSU121700, SSSU122200	700	3,500	

■ Dimensions

Vertical Actuator Type

Unit:mm

No.	Style	PC board mounting hole dimensions (Viewed from direction A)
1	<p><b>1-pole, 2-position</b></p>	
2	<p><b>1-pole, 3-position</b></p>	
3	<p><b>2-pole, 2-position</b></p>	
4	<p><b>2-pole, 3-position</b></p>	
5	<p><b>4-pole, 2-position</b></p>	

- Detector
- Slide**
- Push
- Rotary
- Power
- Dual-in-line Packager Type
- Small size General Use Type
- Big size General Use Type

# SSSU 8.5(H)mm, 3mm-travel Type

## Dimensions

### Horizontal Actuator Type

Unit:mm

No.	Style	PC board mounting hole dimensions (Viewed from direction A)
6	<p><b>1-pole, 2-position</b></p> <p>Operating force with detent : 2N    <math>l</math> : shaft length</p>	<p>3-ø0.7 hole</p>
7	<p><b>1-pole, 3-position</b></p> <p>Operating force with detent : <math>a \rightarrow b &gt; 1.5N</math>    <math>b \rightarrow a &gt; 2N</math>    <math>l</math> : shaft length</p>	<p>5-ø0.7 hole</p>
8	<p><b>2-pole, 2-position</b></p> <p>Operating force with detent : 2N    <math>l</math> : shaft length</p>	<p>6-ø0.7 hole</p>
9	<p><b>2-pole, 3-position</b></p> <p>Operating force with detent : <math>a \rightarrow b &gt; 1.5N</math>    <math>b \rightarrow a &gt; 2N</math>    <math>l</math> : shaft length</p>	<p>10-ø0.7 hole</p>

Detector

Slide

Push

Rotary

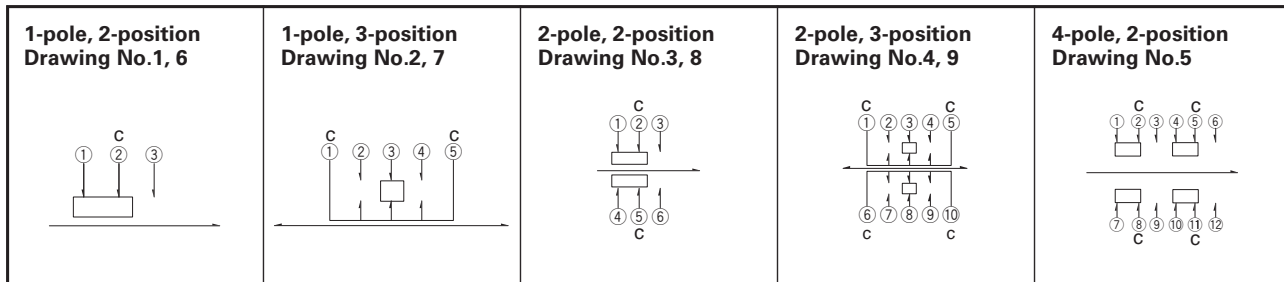
Power

Dual-in-line  
Package Type

Small size  
General Use Type

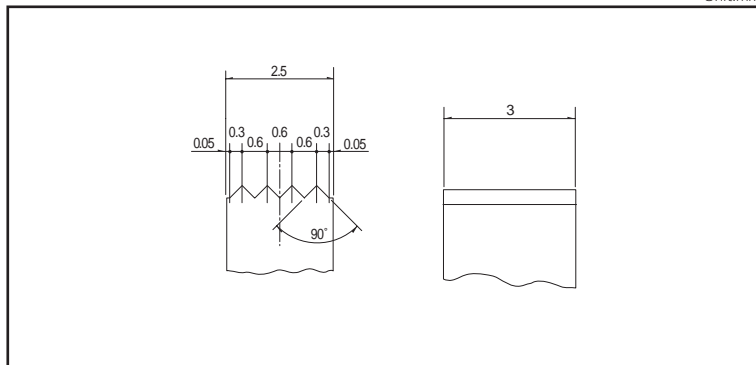
Big size  
General Use Type

■ Circuit Diagram (Viewed from Direction A)



■ Actuator Configuration

Unit:mm













■ Shape of Frame Leg

Unit:mm

Pole - position	A	
	Vertical	Horizontal
1 - 2	19.5	19.5
1 - 3	25.5	25.5
2 - 2	19.5	19.5
2 - 3	25.5	25.5
4 - 2	22.5	22.5

Thickness of PC board t=1.6

- Detector
- Slide
- Push
- Rotary
- Power
- Dual-in-line  
Packager Type
- Small size  
General Use Type
- Big size  
General Use Type

Series		SSSS2※	SSSS9	SSAC	SSSF	SSSU
Photo						
Actuator direction	Horizontal	●	●	●	●	●
	Vertical	●	●	—	●	●
Poles-positions	1-2	●	●	—	●	●
	1-3	●	●	—	●	●
	1-4	●	—	—	—	—
	2-2	●	●	●	●	●
	2-3	●	●	●	●	●
	2-4	●	—	—	—	—
	4-2	—	—	—	●	●
Travel (mm)		2	2	1.5	2	3
Operating temperature range		-40°C to +85°C		-10°C to +60°C	-40°C to +85°C	
Automotive use		—	—	—	—	—
Life cycle						
Rating (max.) (Resistive load)		0.3A 6V DC	0.1A 12V DC	1mA 5V DC	0.1A 30V DC	
Rating (min.) (Resistive load)		50μA 3V DC	1mA 5V DC	50μA 3V DC		
Durability	Operating life without load	10,000 cycles 100mΩ max.※	10,000 cycles 60mΩ max.	10,000 cycles 200mΩ max.	10,000 cycles 45mΩ max.	
	Operating life with load Load: as rating	10,000 cycles 130mΩ max.※	10,000 cycles 80mΩ max.		10,000 cycles 65mΩ max.	
Electrical performance	Initial contact resistance	70mΩ max.	30mΩ max.	100mΩ max.	25mΩ max.	
	Insulation resistance	100MΩ min. 500V DC		100MΩ min. 100V DC	100MΩ min. 500V DC	
	Voltage proof	500V AC for 1minute		100V AC for 1minute	500V AC for 1minute	
Mechanical performance	Terminal strength		3N for 1minute		5N for 1minute	
	Actuator strength	Operating direction	20N	30N	5N	30N
		Pulling direction	10N			
Environmental performance	Cold	-20°C 500h	-40°C 500h	-20°C 96h	-40°C 500h	
	Dry heat	85°C 500h		85°C 96h	85°C 500h	
	Damp heat	60°C, 90 to 95%RH 500h		40°C, 90 to 95%RH 96h	60°C, 90 to 95%RH 500h	
Page		85	90	96	98	102

Detector  
Slide  
Push  
Rotary  
Power  
Dual-in-line  
Package Type

Small size  
General Use Type  
Big size  
General Use Type

Slide Switches Soldering Conditions . . . . . 106  
Slide Switches Cautions . . . . . 107

**Notes**

- ※ Operating life for SSSS213202 is 100 cycles.
- Indicates applicability to all products in the series.

# Slide Switches / Soldering Conditions

Detector

Slide

Push

Rotary

Power

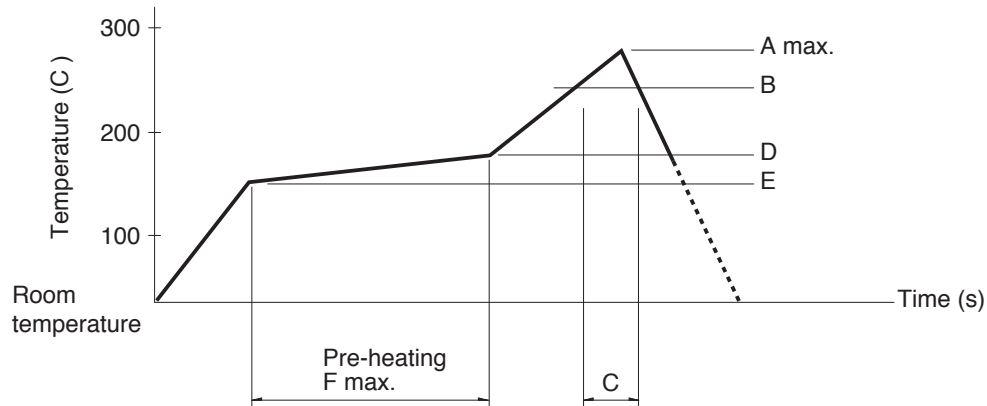
Dual-in-line  
Package Type

Small size  
General Use Type

Big size  
General Use Type

## Example of Reflow Soldering Condition

1. Heating method: Double heating method with infrared heater.
2. Temperature measurement: Thermocouple  $\phi$  0.1 to 0.2 CA (K) or CC (T) at soldering portion (copper foil surface).  
A heat resisting tape should be used for fixed measurement.
3. Temperature profile



Series (Reflow type)		A (°C) 3s max.	B (°C)	C (s)	D (°C)	E (°C)	F (s)
SSSS2	Vertical 1-pole, 3-position	260	230	40	180	150	120
	Horizontal 1-pole, 2-position 1-pole, 3-position 2-pole, 3-position						
	Vertical 1-pole, 2-position	250					
SSAG, SSAJ, SSAL, SSSS8, SSS7		260					

## Notes

1. The condition mentioned above is the temperature on the mounting surface of a PC board. There are cases where the PC board's temperature greatly differs from that of the switch, depending on the PC board's material, size, thickness, etc. The above-stated conditions shall also apply to switch surface temperatures.
2. Soldering conditions differ depending on reflow soldering machines. Prior verification of soldering condition is highly recommended.

## Reference for Hand Soldering

Series	Soldering temperature	Soldering time
SSSF, SSSU	350±10°C	3+1/0s
SSSS2	350±10°C	4s max.
SSSS9	350±10°C	3s max.
SSAG, SSAJ, SSAL	350±5°C	3s max.
SSSS8	330±5°C	3s max.
SSSS7	320±5°C	3s max.
SSAC	300±10°C	2s max.

## Reference for Dip Soldering

(For PC board terminal types)

Series	Items		Dip soldering	
	Preheating temperature	Preheating time	Soldering temperature	Duration of immersion
SSSS2	100°C max.	60s max.	260±5°C	3±1s
SSSS9	120°C max.	60s max.	260±5°C	5+0/-1s (2 times)
SSSF, SSSU	100°C max.	60s max.	260±5°C	10±1s/5±1s
SSAC	100°C max.	60s max.	260±5°C	5±1s

## X-ON Electronics

Largest Supplier of Electrical and Electronic Components

*Click to view similar products for [Slide Switches](#) category:*

*Click to view products by [ALPS](#) manufacturer:*

Other Similar products are found below :

[6-1437581-1](#) [M43R](#) [MHS123K15D](#) [MHS133K](#) [MHSS1104A](#) [MMD](#) [GH49S010001](#) [MSS12A](#) [EPS1PC1](#) [1825074-1](#) [1825160-3](#) [1825167-2](#)  
[1825289-7](#) [K232CB](#) [25139NLDB](#) [25449NAH](#) [SLB1240R45](#) [1825078-1](#) [1825080-4](#) [1825269-1](#) [1825270-2](#) [STS141RA04](#) [T2215BEN506](#)  
[GH46P000001](#) [GH46W000001](#) [GH49P010001](#) [25339NA](#) [M42A](#) [TG36P000000](#) [TG36P000050](#) [AYZ0202AG](#) [47227LFE](#) [49331L](#) [50208L](#)  
[L203091MS02Q](#) [4-1437581-7](#) [X2225CR-437W](#) [49329L](#) [1101M1S3ZB8E2](#) [1-1437581-1](#) [MSS2225G04](#) [TG39W000000](#) [1825075-1](#)  
[MSS42G](#) [TG36WS80065](#) [T105S1CWZBE](#) [SLB124145](#) [SLB1280R5](#) [SLB1340R45](#) [25136NLDB](#)