


30mm Selector Switch Metal Operators



Certified for
NEMA Type 4X
12 environment.

Selector Maintained & Momentary



Other colors available upon request. Please contact Altech for further information and part numbers.

Color

Cat No.

2 Position Maintained

■ Black	AS2-2P
---------	--------

3 Position Maintained


■ Black	AS2-3P
---------	--------

2 Position Momentary

■ Black	AS2-2PSR
---------	----------

Key Selector Switch

Keyed Alike



To be used for applications where single or multiple operators are used, but the same key configurations are required. Standard key selector switches have the same key configuration (Cat. No. KY30).

Function

Key Removal

Cat No.

2 Position

Maintained		Left/Right	AK2-2PB
Momentary		Left	AK2-2POSR
Maintained		Right	AK2-2PI
Maintained		Left	AK2-2PO

3 Position

Maintained		Left/Right	AK2-3PB
Maintained		Center	AK2-3PC




Replacement Key

KY30

Key Selector Switch

Keyed Differently



To be used for applications where multiple operators are used, but different key configurations are required. Each cat. no. have different key configurations.

Function

Key Removal

Cat No.

2 Position

Maintained		Left	AK2-2PO-KD
Momentary		Left	AK2-2PO-KD1
Maintained		Left	AK2-2PO-KD2
Maintained		Left	AK2-2PO-KD4
Maintained		Left	AK2-2PO-KD5

3 Position

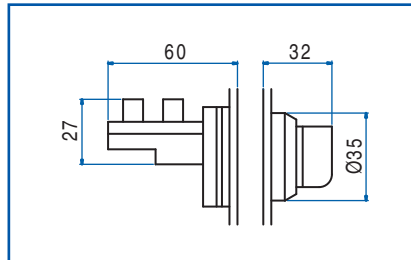
Maintained		Center	AK2-3PC-KD
Maintained		Center	AK2-3PC-KD1
Maintained		Center	AK2-3PC-KD2
Maintained		Center	AK2-3PC-KD3

30mm Selector Switch Metal Operators

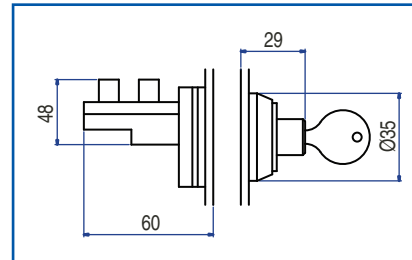
Dimensional Drawings

All dimensions shown in millimeters.
To convert to inches multiply by 0.03937

Flush Maintained and Momentary



Key Selector



Contact Elements

Description

1 Normally Open + 1 Normally Closed
Silver Contacts


Cat. No.

S11

2 Normally Open + 2 Normally Closed
Silver Contacts

S11 + S12

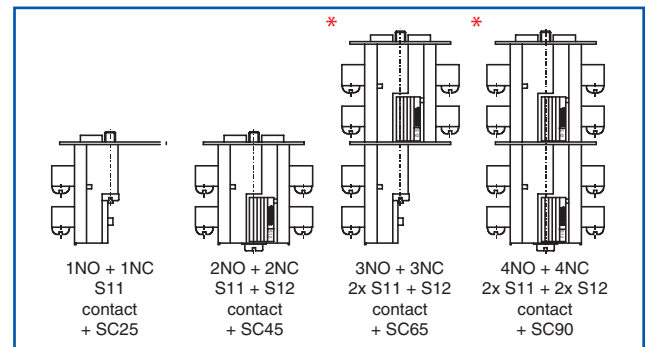
For additional contacts, see diagram at right.



Contact Installation Screws


Type	Dimensions	Used with
SC25	M4 x 25 mm	S11
SC45	M4 x 45 mm	S11 + S12
SC65	M4 x 65 mm	2x S11 + S12
SC90	M4 x 90 mm	2x S11 + 2x S12

* When using more than two contact blocks, additional screws must be purchased separately (SC65 and SC90).



Exploded Assembly View

Up to 4 contact blocks may be installed on any non-illuminated actuator. This will give the user up to 4 NO and 4 NC contacts.



X-ON Electronics

Largest Supplier of Electrical and Electronic Components

Click to view similar products for [Keylock Switches](#) category:

Click to view products by [Altech](#) manufacturer:

Other Similar products are found below :

[89496-09](#) [58J1007](#) [58J8A45-01B05N](#) [719-0201-000](#) [719-0202-000](#) [719-0702-000](#) [719-5504-000](#) [84800-04](#) [GKNC33L](#) [GKNC3L](#)
[PVA2OAH5](#) [HA1K-2C2VA-2](#) [14-136.025K](#) [14-235.022K](#) [AS6H-2K2A](#) [AS6M-2K1B](#) [AS6Q-2K2A](#) [AS6Q-3K2A](#) [1571487-1](#) [HW4K-2BF20](#)
[KEY-AS6](#) [KH3C-20C](#) [8928K493](#) [2SWK131AL102](#) [AS6M-2K1A](#) [AS6Q-2K1PB](#) [51-401.036D](#) [51-401.036K](#) [51-414.036D](#) [HW1K-31BF20](#)
[HW1K-3HF20](#) [Y1112-2027CLFT](#) [51-155.025D](#) [51-295.022D](#) [51-404.036D](#) [51-405.036D](#) [51-415.036D](#) [1-1437597-8](#) [58J8A36-01B04N](#)
[58M1422](#) [86945-05](#) [719-0204-000](#) [719-0205-000](#) [719-0801-000](#) [719-0804-000](#) [719-0805-000](#) [88422-18](#) [58J8A90-01C02N](#) [58J9P36-](#)
[01B09N](#) [58J8A36-01C03N](#)