


Feed-Through & Multi-Connection Spring Clamp

FEED-THROUGH


These terminal blocks offer a time saving alternative to the popular screw clamp connection. They can be mounted on 35 mm DIN rails. Insulated push-in type jumpers offer a quick and shock proof solution for most cross-connection applications.



CSC2.5T



CSC4T



CSC6T

Terminal Width	5 mm	6 mm	8 mm
Height x Length	36 x 58 mm	42 x 65 mm	45 x 72 mm
Stripping Length	11 mm	15 mm	15 mm
Insulation Material	Polyamide 6.6	Polyamide 6.6	Polyamide 6.6
Type of Connection	2 spring clamps & 2 slots for interconnection	2 spring clamps & 2 slots for interconnection	2 spring clamps & 2 slots for interconnection

MULTI-CONNECTION

Altech Multiple connection Spring Clamp terminals offer a reliable solution for problems posed by multiple voltage connections. The terminal eliminates conventional method of cross connection / looping, saving additional space.

The terminals provide of further multiplication connections through bridging. The Multiple Connection Terminal Blocks can even be bridged to Standard Feed Through Spring Clamp Terminal Block of respective wire size (CSC2.5T / CSC4T / CSC6T).

Approvals									
Wire Range	22-12 AWG	0.2-2.5 sq.mm	22-12 AWG	22-12AWG	0.2-4 sq.mm	22-12 AWG	22-8AWG	0.2-6sq.mm	22-8AWG
Voltage Rating	600 V	800 V	600 V	600 V	800 V	600 V	600 V	800 V	600 V
Current Rating	25 A	24 A	25 A	25 A	32 A	25 A	50 A	41 A	50 A
Other Approvals									

	Cat. No.	Std. Pk.	Cat. No.	Std. Pk.	Cat. No.	Std. Pk.
Terminal Block	CSC2.5T	100	CSC4T	100	CSC6T	50
End Plate	EPCSC2.5T	50	EPCSC4T	50	EPSC6T	50
Partition Plate	PPCSC2.5T	50	PPCSC4T	50	PPCSC6T	50
DIN Rail for ordering information refer to pages 90-91						
End Stop for ordering information refer to page 92	CA103 CA702 CA802	50 50 50	CA103 CA702 CA802	50 50 50	CA103 CA702 CA802	50 50 50
Jumpers Adjacent Alternate	CA801/1 CA801/1-3	100 100	CA801/2 CA801/2-3	100 100	CA801/3 CA801/3-3	100 100
Push in type wire jumper	CA901/1	100	CA901/2	100	CA901/3	100
Marking Tags	MT5	100	MT6	100	MT8	100

COLOR BLOCKS
(other than standard grey)

When ordering please add color suffix to Cat. No.

Example for color Red: **Cat.No./R**

Color	Ordering Suffix	
Red	R	
Yellow	Y	
Blue	BU	
Green	G	

Consult Altech for availability.

Orange	O	
Beige	BG	
Dark Brown	DB	
Black	BL	
White	W	

CSC10T		CSC16T		CSC2.5T1-2			CSC2.5T2-2			CSC4T1-2		
10 mm		12 mm		5 mm			5 mm			6 mm		
50 x 75 mm		45 x 72 mm		36 x 74 mm			36 x 90 mm			42 x 85 mm		
18 mm		20 mm		11 mm			11 mm			15 mm		
Polyamide 6.6		Polyamide 6.6		Polyamide 6.6			Polyamide 6.6			Polyamide 6.6		
2 spring clamps & 2 slots for interconnection		2 spring clamps & 2 slots for interconnection		3 spring clamps & 2 slots for interconnection			4 spring clamps & 2 slots for interconnection			3 spring clamps & 2 slots for interconnection		
1.5-10sq.mm		1.5-16sq.mm		22-12AWG			22-12AWG			22-12AWG		
16-4AWG		16-4AWG		0.2-2.5sq.mm			0.2-2.5sq.mm			0.2-4sq.mm		
800 V		800 V		600 V			600 V			600 V		
600 V		600 V		800 V			800 V			800 V		
57 A		76 A		25 A			25 A			25 A		
65 A		85A		24 A			24 A			32 A		

Cat. No.	Std. Pk.	Cat. No.	Std. Pk.	Cat. No.	Std. Pk.	Cat. No.	Std. Pk.	Cat. No.	Std. Pk.
CSC10T	50	CSC16T	50	CSC2.5T1-2	100	CSC2.5T2-2	50	CSC4T1-2	50
EPCSC10T	50	EPCSC16T	50	EPCSC2.5T1-2	50	EPCSC2.5T2-2	50	EPCSC4T1-2	50


CA103	50	CA103	50	CA103	50	CA103	50	CA702	50
CA702	50	CA702	50	CA702	50	CA702	50	CA802	50
CA802	50	CA802	50	CA802	50	CA802	50	CA103	50
CA801/4	100	CA801/5	100	CA801/1	100	CA801/1	100	CA801/2	100
				CA801/1-3	100	CA801/1-3	100	CA801/2-3	100
				CA901/1	100	CA901/1	100	CA901/2	100
MT10	100	MT12	100	MT5	100	MT5	100	MT6	100

① UL recognition in progress.


Feed-Through & Multi-Connection Spring Clamp



CSC4T2-2



CSC6T1-2



Terminal Width	6 mm	8 mm
Height x Length	42 x 105 mm	45 x 94 mm
Stripping Length	15 mm	15 mm
Insulation Material	Polyamide 6.6	Polyamide 6.6
Type of Connection	4 spring clamps & 2 slots for interconnection	3 spring clamps & 2 slots for interconnection
Approvals		
Wire Range	22-12 AWG 0.2-4 sq.mm 22-12 AWG	22-8 AWG 0.2-6 sq.mm 22-8 AWG
Voltage Rating	600 V 800 V 600 V	600 V 800 V 600 V
Current Rating	25 A 32 A 25 A	50 A 41 A 50 A
Other Approvals		

Terminal Block

End Plate	
-----------	--

DIN Rail
for ordering information
refer to pages 90-91

End Stop for ordering information refer to page 92	
--	--

Jumpers	Adjacent	
	Alternate	

Push in type wire jumper	
-----------------------------	--

Marking Tags	
--------------	--

Cat. No.	Std. Pk.
----------	----------

CSC4T2-2	50
EPCSC4T2-2	50



CA103	50
CA702	50
CA802	50

CA801/2	100
CA801/2-3	100

CA901/2	100
---------	-----

MT6	100
-----	-----

Cat. No.	Std. Pk.
----------	----------

CSC6T1-2	50
EPCSC6T1-2	50



CA103	50
CA702	50
CA802	50

CA801/3	100
CA801/3-3	100

CA901/3	100
---------	-----




MT8	100
-----	-----

Altech offers 'Screwless' Spring Clamp Fuse Terminal Blocks.

The terminal has a moving type hinged carrier that has specially designed space for cartridge type glass fuse of size Ø 5 x 20 or Ø 5 x 25 mm. The fuse can be engaged or disengaged by the movement of the carrier.

Cross connection is possible with specially designed push-in type jumpers.

ASF4(L) is used for offline indication in case of a fuse blowout.



Terminal Width	8 mm			8 mm		
Height x Length	60 x 86 mm			60 x 86 mm		
Stripping Length	16 mm			16 mm		
Insulation Material	Polyamide 6.6			Polyamide 6.6		
Type of Connection	2 spring clamps & 2 slots for interconnection			2 spring clamps & 2 slots for interconnection		
Type of fuse used	Ø5x20, Ø5x25 mm			Ø5x20, Ø5x25 mm		
LED Voltage				24V AC/DC, 48V AC/DC 110V AC/DC, 220V AC		
Approvals						
Wire Range	22-10 AWG	0.2-4 sq.mm	22-10 AWG	22-10 AWG	0.2-4 sq.mm	22-10 AWG
Voltage Rating	600 V	1000 V	600 V	600 V	1000 V	600 V
Current Rating	6.3 A	6.3 A	6.3 A	6.3 A	6.3 A	6.3 A
Other Approvals						

	Cat. No.	Std. Pk.	Cat. No.	Std. Pk.
Terminal Block	ASF4	100	ASF4(L)*	100
End Plate	EPASF4	50	EPASF4	50
DIN Rail for ordering information refer to pages 90-91				
End Stop for ordering information refer to page 92	CA103	50	CA103	50
	CA702	50	CA702	50
	CA802	50	CA802	50
Insulated Jumper (2 pole)	CA801/7	100	CA801/7	100
Marking Tags	MT8	100	MT8	100

COLOR BLOCKS
(other than standard grey)

When ordering please add color suffix to Cat. No.

Example for color Red: **Cat.No./R**

Color	Ordering Suffix	
Red	R	
Yellow	Y	
Blue	BU	
Green	G	

Consult Altech for availability:

Orange	O	
Beige	BG	
Dark Brown	DB	
Black	BL	
White	W	

* Add required voltage to part number as a suffix. i.e. ASF4(L)/24 for 24V AC/DC.


Ground Spring Clamp

Altech offers 'Screwless' Spring Clamp Ground Terminal Blocks. Specially designed alloy feet helps in achieving very low contact resistance and vibration proof grounding.

CSCG series terminals can be mounted on Din 35 rail along with other terminal blocks of CSC series. The terminal block profile matches with that of CSC terminal block of same wire size.

Special features of CSCG terminal blocks are:


- Vibration proof grounding
- Very low contact resistance because of special alloy feet
- Drop-on grounding connection
- Spring clamp to accept solid and stranded wire



CSCG2.5T




CSCG4T



Terminal Width	5 mm	6 mm
Height x Length	36 x 58 mm	42 x 65 mm
Stripping Length	15 mm	13 mm
Insulation Material	Polyamide 6.6	
Type of Connection	2 spring clamp connection, grounding through alloy feet	
Approvals		
Wire Range	22-14 AWG 0.2-2.5 sq.mm	22-12 AWG 0.2-4 sq.mm
Voltage Rating	800V	
Current Rating	24A	32A
Other Approvals		
Terminal Block	CSCG2.5T	CSCG4T
DIN Rail for ordering information refer to pages 90-91		
Marking Tags		
	Cat. No. MT5 Std. Pk. 100	Cat. No. MT6 Std. Pk. 100

CSCG6T



8 mm

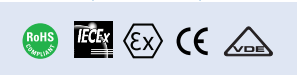
45 x 72 mm

15 mm

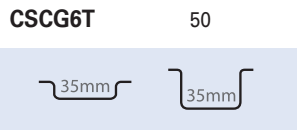
Polyamide 6.6

2 spring clamp connection,
grounding through alloy feet

C	60947-7-2	E220514
22-8 AWG	0.2-6 sq.mm	22-8 AWG
800V		
41A		




Cat. No.	Std. Pk.
CSCG6T	50



MT8 100

CSCG10T



10 mm

50 x 75 mm

18 mm

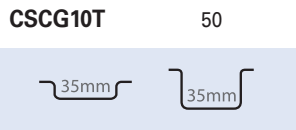
Polyamide 6.6

2 spring clamp connection,
grounding through alloy feet

60947-7-2	UL ^①
1.5-10 sq.mm	
800V	
57A	




Cat. No.	Std. Pk.
CSCG10T	50



MT10 100

CSCG16T



12 mm

58 x 82 mm

20 mm

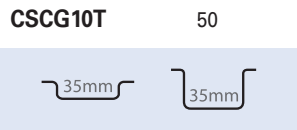
Polyamide 6.6

2 spring clamp connection,
grounding through alloy feet

60947-7-2	UL ^①
1.5-16 sq.mm	
800V	
76A	



Cat. No.	Std. Pk.
CSCG16T	50



MT12 100

① UL recognition in progress.


Angular Feed-Through Spring Clamp

These Terminal Blocks are an ideal choice for compact junction boxes having limitations of space and height.


A major advantage of Angular Terminal Blocks over the top wire entry Terminal Blocks is that their profile remains the same across the entire range of Feed Through, Multiple Connection, Ground and Ground Multiple Connection Terminal Blocks.

The other advantages include: Angular entry of wires saving in conductor length, marking / identification facility on the center (top) of the block, multiplication of connections through bridging.


Step Down shorting links are used for shorting spring clamp Terminal Blocks of different sizes. For more details refer to page 77.



AS2.5



























AS4



Terminal Width	5 mm			6 mm		
Height x Length	42 x 54 mm			42 x 61.5 mm		
Stripping Length	11 mm			15 mm		
Insulation Material	Polyamide 6.6			Polyamide 6.6		
Type of Connection	2 spring clamps & 2 slots for interconnection			2 spring clamps & 2 slots for interconnection		
Approvals	C US	60947-7-1	C US E220514	C US	60947-7-1	C US E220514
Wire Range	22-12 AWG	0.34-2.5 sq.mm	22-12 AWG	22-10 AWG	0.2-4 sq.mm	22-10 AWG
Voltage Rating	600V	800 V	600 V	600 V	800 V	600 V
Current Rating	25 A	24 A	25 A	35 A	32 A	35 A
Other Approvals						

	Cat. No.	Std. Pk.	Cat. No.	Std. Pk.
Terminal Block	AS2.5	100	AS4	100
End Plate	EPAS2.5	50	EPAS4	50

DIN Rail for ordering information refer to pages 90-91				
End Stop for ordering information refer to page 92	CA103	50	CA103	50
	CA702	50	CA702	50
	CA802	50	CA802	50
Jumpers Adjacent	CA801/1	100	CA801/2	100
Jumpers Alternate	CA801/1-3	100	CA801/2-3	100
Push in type wire jumper	CA901/1	100	CA901/2	100
Step Down Jumper see page 98	CA901/5	100	CA901/4	100
	CA901/6	100	CA901/6	100
Marking Tags	MT5	100	MT6	100

AS6			AS2.5/3			AS2.5/4			AS4/3		
											
8 mm			5 mm			5 mm			6 mm		
48 x 74 mm			42 x 54 mm			42 x 54 mm			42 x 61.5 mm		
15 mm			11 mm			11 mm			15 mm		
Polyamide 6.6			Polyamide 6.6			Polyamide 6.6			Polyamide 6.6		
2 spring clamps & 2 slots for interconnection			3 spring clamps & 2 slots for interconnection			4 spring clamp connection			3 spring clamps & 2 slots for interconnection		
											
22-8 AWG	0.2-6 sq.mm.	22-8 AWG	22-12 AWG	0.34-2.5 sq.mm	22-12 AWG	22-12 AWG	0.34-2.5 sq.mm	22-12 AWG	22-10 AWG	0.2-4 sq.mm.	22-10 AWG
600 V	800 V	600 V	600V	800 V	600 V	600V	800 V	600 V	600 V	800 V	600 V
50 A	41 A	50 A	25A	24 A	25 A	25 A	24 A	25 A	35 A	32 A	35 A
											
Cat. No.	Std. Pk.	Cat. No.	Std. Pk.	Cat. No.	Std. Pk.	Cat. No.	Std. Pk.	Cat. No.	Std. Pk.		
AS6	50	AS2.5/3	100	AS2.5/4	100	AS4/3	100				
EPAS6	50	EPAS2.5	50	EPAS2.5	50	EPAS4	50				
											
CA103	50	CA103	50	CA103	50	CA103	50	CA103	50		
CA702	50	CA702	50	CA702	50	CA702	50	CA702	50		
CA802	50	CA802	50	CA802	50	CA802	50	CA802	50		
CA801/3	100	CA801/1	100	DOES NOT ACCEPT JUMPERS		CA801/2	100				
CA801/3-3	100	CA801/1-3	100			CA801/2-3	100				
CA901/3	100	CA901/1	100			CA901/2	100				
CA901/4	100	CA901/5	100			CA901/4	100				
CA901/5	100	CA901/6	100			CA901/5	100				
MT8	100	MT5	100	MT5	100	MT6	100				

Angular Feed-Through Spring Clamp



	AS4/4			AS6/3			ADL2.5		
Terminal Width	6 mm			8 mm			5 mm		
Height x Length	42 x 61.5 mm			42 x 74 mm			50 x 79.5 mm		
Stripping Length	15 mm			15 mm			14 mm		
Insulation Material	Polyamide 6.6			Polyamide 6.6			Polyamide 6.6		
Type of Connection	4 spring clamp connection			3 spring clamps & 2 slots for interconnection			4 spring clamps & 4 slots for interconnection		
Approvals									
Wire Range	22-10 AWG	0.2-4 sq.mm.	22-10 AWG	22-8 AWG	0.2-6 sq.mm.	22-8 AWG	22-12 AWG	0.34-2.5 sq.mm	22-12 AWG
Voltage Rating	600 V	800 V	600 V	600 V	800 V	600 V	300 V	800 V	300 V
Current Rating	35 A	32 A	35 A	50 A	41 A	50 A	25 A	24 A	25 A
Other Approvals									

	Cat. No.	Std. Pk.	Cat. No.	Std. Pk.	Cat. No.	Std. Pk.
Terminal Block	AS4/4	100	AS6/3	50	ADL2.5	50
End Plate	EPAS4	50	EPAS6	50	EPADL2.5	50

DIN Rail for ordering information refer to pages 90-91						
End Stop for ordering information refer to page 92	CA103	50	CA103	50	CA103	50
	CA702	50	CA702	50	CA702	50
	CA802	50	CA802	50	CA802	50
Jumpers Adjacent	DOES NOT ACCEPT JUMPERS		CA801/3	100	CA801/1	100
Jumpers Alternate			CA801/3-3	100	CA801/1-3	100
Push in type wire jumper			CA901/3	100	CA901/1	100
Step Down Jumper see page 98			CA901/4	100		
			CA901/6	100		
Marking Tags	MT6	100	MT8	100	MT5	100

ADL2.5(IS)

ADLG2.5



5 mm

5 mm

50 x 79.5 mm

50 x 79.5 mm

14 mm


14 mm

Polyamide 6.6

Polyamide 6.6

4 spring clamps & 4 slots for interconnection

4 spring clamps & 4 slots for interconnection + grounding terminal



0.2-2.5 sq.mm

0.34 sq.mm

22-12 AWG

800 V

800 V

600 V

24 A

24 A

20 A



Cat. No.	Std. Pk.	Cat. No.	Std. Pk.
ADL2.5(IS)	50	ADLG2.5	50
EPADL2.5	50	EPADLG2.5	50



CA103	50	CA103	50
CA702	50	CA702	50
CA802	50	CA802	50
CA801/1	100	CA801/1	100
CA801/1-3	100	CA801/1-3	100
CA901/1	100		
MT5	100	MT2G	100

① UL recognition in progress.

Triple Level Spring Clamp


The ATL2.5 series Terminal Blocks are an ideal choice for control systems where sensor and actuator applications are involved. The simplified three level connections tremendously increase wiring density in the circuit.

The top level of the ATL2.5H Terminal Block provides connection points for signal wires while the middle and bottom level are used for positive and negative potentials.

The ATLG2.5 is a triple level Terminal Block with an additional connection for earthing cables. This separate connection point is appropriately identified by the green - yellow imprint on its top.

This Terminal Block is an ideal choice for motor, sensor, actuator and initiator connections.

ATL2.5




Terminal Width	5 mm	
Height x Length	75 x 100 mm	
Stripping Length	10 mm	
Insulation Material	Polyamide 6.6	
Approvals	 	
Wire Range	0.2-2.5 sq.mm.	22-12 AWG
Voltage Rating	500 V	600 V
Current Rating	24 A	20 A
Other Approvals	 	

Terminal Block

End Plate	
-----------	---

DIN Rail
for ordering information
refer to pages 90-91

End Stop for ordering information refer to page 92	
--	---

External Jumper (push in)		2 pole
		3 pole
		4 pole
		10 pole



Marking Tags	
--------------	---

Cat. No.	Std. Pk.
ATL2.5	50
EPATL2.5	50
CA702	50
CA802	50
CA202	50
CA103	50
CA801/A2	100
CA801/A3	100
CA801/A4	100
CA801/A10	10
MT2G	100



ATL2.5H

ATLG2.5



5 mm

75 x 76.1 mm

10 mm

Polyamide 6.6



60947-7-1



UL^①

0.2-2.5 sq.mm.

22-14 AWG

500 V

24 A



Cat. No.

Std. Pk.

ATL2.5H

50

EPATL2.5H

50



CA702

50

CA802

50

CA202

50

CA103

50

CA801/A2

100

CA801/A3

100

CA801/A4

100

CA801/A10

10

MT2G

100

5 mm

75 x 100 mm

10 mm

Polyamide 6.6



60947-7-1



UL^①

0.2-2.5 sq.mm.

22-14 AWG

500 V

600 V

24 A

20 A



Cat. No.

Std. Pk.

ATGL2.5

50

EPATLG2.5

50



CA702

50

CA802

50

CA202

50

CA103

50

CA801/A2

100

CA801/A3

100

CA801/A4

100

CA801/A10

10

MT2G

100

① UL recognition in progress.


























Angular Ground / Earth Spring Clamp

Besides having angular wire entry, these Terminal Blocks have specially designed alloy feet which help in achieving very low contact resistance and vibration proof grounding with DIN rails. They are green / yellow color coded as per industry standards.



	AGT2.5	AGT6	AGT2.5/3
Terminal Width	5 mm	8 mm	5 mm
Height x Length	42 x 54 mm	48 x 74 mm	42 x 54 mm
Stripping Length	11 mm	15 mm	12 mm
Insulation Material	Polyamide 6.6	Polyamide 6.6	Polyamide 6.6
Type of Connection	2 spring clamp connection, grounding through alloy feet	2 spring clamp connection, grounding through alloy feet	3 spring clamp connection, grounding through alloy feet
Approvals			
Wire Range	0.34-2.5 sq.mm. 22-12 AWG	0.2-6 sq.mm. 22-8 AWG	22-12 AWG 0.34-2.5 sq.mm. 22-12 AWG
Voltage Rating		800V	800V
Current Rating		41A	24A
Other Approvals			

	Cat. No.	Std. Pk.	Cat. No.	Std. Pk.	Cat. No.	Std. Pk.
Terminal Block	AGT2.5	100	AGT6	50	AGT2.5/3	100
End Plate	EPAS2.5	50	EPAS6	50	EPAS2.5	50
DIN Rail for ordering information refer to pages 90-91						
Marking Tags	MT5	100	MT8	100	MT5	100

AGT2.5/4		AGT4		AGT4/3		AGT4/4		AGT6/3	
									
5 mm		6 mm		6 mm		6 mm		8 mm	
42 x 54 mm		42 x 61.5 mm		42 x 61.5 mm		42 x 61.5 mm		48 x 74 mm	
12 mm		15 mm		15 mm		15 mm		15 mm	
Polyamide 6.6		Polyamide 6.6		Polyamide 6.6		Polyamide 6.6		Polyamide 6.6	
4 spring clamp connection, grounding through alloy feet		2 spring clamp connection, grounding through alloy feet		3 spring clamp connection, grounding through alloy feet		4 spring clamp connection, grounding through alloy feet		3 spring clamp connection, grounding through alloy feet	
									
22-12 AWG	0.34-2.5 sq.mm.	22-12 AWG	0.2-4 sq.mm.	22-10 AWG	0.2-4 sq.mm.	22-10 AWG	0.2-4 sq.mm.	22-10 AWG	0.2-6 sq.mm.
	800V				800V		800V		800 V
	24A				32A		32A		41 A
									
Cat. No.	Std. Pk.	Cat. No.	Std. Pk.	Cat. No.	Std. Pk.	Cat. No.	Std. Pk.	Cat. No.	Std. Pk.
AGT2.5/4	100	AGT4	100	AGT4/3	50	AGT4/4	50	AGT6/3	50
EPAS2.5	50	EPAS4	50	EPAS4	50	EPAS4	50	EPAS6	50
									
MT5	100	MT6	100	MT6	100	MT6	100	MT8	100

X-ON Electronics

Largest Supplier of Electrical and Electronic Components

Click to view similar products for [DIN Rail Terminal Blocks](#) category:

Click to view products by [Altech](#) manufacturer:

Other Similar products are found below :

[00110420202](#) [8WA1011-1BH23](#) [8WA1011-1EF20](#) [91.010](#) [9102100000](#) [91.040](#) [9123140000](#) [9123140001](#) [1333564](#) [DP25-GY-ND](#) [1431306](#)
[1433306](#) [90.070](#) [91.020](#) [912314](#) [260-301_NR](#) [280-331](#) [280-560](#) [280-564](#) [281-611/281-542](#) [281-673/281-411](#) [281-994](#) [283-317](#) [283-607](#)
[284-691](#) [2909798](#) [264-724](#) [264-726](#) [280-530](#) [280-555](#) [280-619](#) [281-610](#) [281-622/281-417](#) [284-317](#) [284-601](#) [2907033](#) [35956](#) [USK 10](#)
[102510](#) [1025100000](#) [5520682](#) [591620-2](#) [1-591651-1](#) [8671050000](#) [264-706](#) [280-575](#) [592814-1](#) [592814-3](#) [UMSTBVK 2 5/ 5-STF-5 08](#)
[NRA37-12](#)