



# MULTIPLE CONNECTION TERMINAL BLOCKS

## CP SERIES

### PUSH-IN TECHNOLOGY



3 Connection Feed-Through  
2 Jumper Channels



4 Connection Feed-Through  
2 Jumper Channels



3 Connection Feed-Through  
2 Jumper Channels



4 Connection Feed-Through  
2 Jumper Channels

### Dimensions & Weight

Width / Length	CP1.5/3	CP1.5/4	CP2.5/3	CP2.5/4
Width / Length	3.5 mm / 54.5 mm	3.5 mm / 63.5 mm	5 mm / 62.5 mm	5 mm / 73 mm
Height w DIN Rail	35 x 7.5 mm 35 x 15 mm	32.8 mm 40.3 mm	38.3 mm 45.8 mm	38.3 mm 45.8 mm
Weight per piece	4.2 g	4.8 g	6.8 g	8.6 g

### Technical Data/Ratings

Approvals	CP1.5/3		CP1.5/4		CP2.5/3		CP2.5/4	
CE, Ex, IEC, UL, Lloyd's Register, TUV, E220514, C US, IEC 60947-7-1	E220514, C US, IEC 60947-7-1		E220514, C US, IEC 60947-7-1		E220514, C US, IEC 60947-7-1		E220514, C US, IEC 60947-7-1	
Wire Size (solid / stranded)	24-14 AWG	0.2-1.5 mm <sup>2</sup>	24-14 AWG	0.2-1.5 mm <sup>2</sup>	24-12 AWG	0.2-2.5 mm <sup>2</sup>	24-12 AWG	0.2-2.5 mm <sup>2</sup>
Voltage Rating	600 V	800V AC/DC	600 V	800V AC/DC	600 V	1000V AC/DC	600 V	1000V AC/DC
Current Rating	15 A	15 A	15 A	15 A	20 A	24 A	20 A	24 A
Insulation Material	Polyamide 66		Polyamide 66		Polyamide 66		Polyamide 66	

### Installation Instructions

Wire Stripping Length	CP1.5/3	CP1.5/4	CP2.5/3	CP2.5/4
Wire Stripping Length	8 mm	8 mm	10 mm	10 mm
Screwdriver	SCM0.4/2.5 (0.4 x 2.5 mm blade)	SCM0.4/2.5 (0.4 x 2.5 mm blade)	SCM0.5/3.0 (0.5 x 3.0 mm blade)	SCM0.5/3.0 (0.5 x 3.0 mm blade)

Terminal Blocks	Cat. No.	Std. Pk.	Cat. No.	Std. Pk.	Cat. No.	Std. Pk.	Cat. No.	Std. Pk.
<b>Grey (standard)</b>	<b>CP1.5/3</b>	100	<b>CP1.5/4</b>	100	<b>CP2.5/3</b>	100	<b>CP2.5/4</b>	100
Red R	CP1.5/3/R	100	CP1.5/4/R	100	CP2.5/3/R	100	CP2.5/4/R	100
Blue BU	CP1.5/3/BU	100	CP1.5/4/BU	100	CP2.5/3/BU	100	CP2.5/4/BU	100
Black BL	CP1.5/3/BL	100	CP1.5/4/BL	100	CP2.5/3/BL	100	CP2.5/4/BL	100
Orange O	CP1.5/3/O	100	CP1.5/4/O	100	CP2.5/3/O	100	CP2.5/4/O	100
Green G	CP1.5/3/G	100	CP1.5/4/G	100	CP2.5/3/G	100	CP2.5/4/G	100
Yellow Y	CP1.5/3/Y	100	CP1.5/4/Y	100	CP2.5/3/Y	100	CP2.5/4/Y	100
White W	CP1.5/3/W	100	CP1.5/4/W	100	CP2.5/3/W	100	CP2.5/4/W	100
<b>Ground/ Earth</b>								
Yellow / Green	<b>CPG1.5/3</b>	100	<b>CPG1.5/4</b>	100	<b>CPG2.5/3</b>	100	<b>CPG2.5/4</b>	100

Jumpers	Cat. No.	Imax	Std. Pk.	Cat. No.	Imax	Std. Pk.	Cat. No.	Imax	Std. Pk.	Cat. No.	Imax	Std. Pk.	
Pluggable Jumpers	2 pole	JX1.5/2	16A	100	JX1.5/2	16A	100	JX2.5/2	24A	100	JX2.5/2	24A	100
	3 pole	JX1.5/3	16A	50	JX1.5/3	16A	50	JX2.5/3	24A	50	JX2.5/3	24A	50
	4 pole	JX1.5/4	16A	50	JX1.5/4	16A	50	JX2.5/4	24A	50	JX2.5/4	24A	50
	5 pole	—	—	—	—	—	—	JX2.5/5	24A	50	JX2.5/5	24A	50
	6 pole	—	—	—	—	—	—	JX2.5/6	24A	10	JX2.5/6	24A	10
	7 pole	—	—	—	—	—	—	JX2.5/7	24A	10	JX2.5/7	24A	10
	8 pole	—	—	—	—	—	—	JX2.5/8	24A	10	JX2.5/8	24A	10
	10 pole	JX1.5/10	16A	10	JX1.5/10	16A	10	JX2.5/10	24A	10	JX2.5/10	24A	10
16 pole	—	—	—	—	—	—	—	—	—	—	—	—	
Step Down Jumpers	—	—	—	—	—	—	JXS4/2.5	32A	50	JXS4/2.5	32A	50	
—	—	—	—	—	—	—	JXS6/2.5	41A	50	JXS6/2.5	41A	50	
—	—	—	—	—	—	—	—	—	—	—	—	—	


Accessories	Cat. No.	Std. Pk.	Cat. No.	Std. Pk.	Cat. No.	Std. Pk.	Cat. No.	Std. Pk.
End Plate	EPCP1.5/3	50	EPCP1.5/4	50	EPCX2.5/3	50	EPCX2.5/4	50
Partition Plate	PPCX4/3	50	PPCX4/4	50	PPCX4/3	50	PPCX4/4	50
DIN Rail	2511120 CA701-15/S	20 20	2511120 CA701-15/S	20 20	2511120 CA701-15/S	20 20	2511120 CA701-15/S	20 20
End Stop	CA103 / CA104	50	CA103 / CA104	50	CA103 / CA104	50	CA103 / CA104	50
Test Plug	—	—	—	—	TX2.5	20	TX2.5	20
Marking Tag	MS3.5	1 Pk. (100 tags)	MS3.5	1 Pk. (100 tags)	MT5	1 Pk. (100 tags)	MT5	1 Pk. (100 tags)

# CP SERIES

PUSH-IN TECHNOLOGY


## MULTIPLE CONNECTION TERMINAL BLOCKS

### CP4/3




3 Connection Feed-Through  
2 Jumper Channels

### CP4/4



4 Connection Feed-Through  
2 Jumper Channels

### CP6/10/3



3 Connection Feed-Through  
2 Jumper Channels

### Dimensions & Weight

Width / Length	6 mm / 70.5 mm	6 mm / 86.2 mm	8 mm / 82.9 mm	
Height w DIN Rail	35 x 7.5 mm 35 x 15 mm	38.3 mm 45.8 mm	38.3 mm 45.8 mm	43.0 mm 50.6 mm
Weight per piece	10.8 g	13.0 g	22.6 g	

### Technical Data/Ratings

Approvals						
Wire Size (solid / stranded)	<b>24-10 AWG</b>	0.2-4.0 mm <sup>2</sup>	<b>24-10 AWG</b>	0.2-4.0 mm <sup>2</sup>	<b>20-8 AWG</b>	0.5-10.0 mm <sup>2</sup>
Voltage Rating	600 V	1000V AC/DC	600 V	1000V AC/DC	600 V	1000V AC/DC
Current Rating	30 A	32 A	30 A	32 A	44 A	57 A
Insulation Material	Polyamide 66		Polyamide 66		Polyamide 66	

### Installation Instructions

Wire Stripping Length	11 mm	11 mm	12 mm
Screwdriver	SCM0.5/3.0 (0.5 x 3.0 mm blade)	SCM0.5/3.0 (0.5 x 3.0 mm blade)	SCM0.8/4.0 (0.8 x 4.0 mm blade)

Terminal Blocks	Cat. No.	Std. Pk.	Cat. No.	Std. Pk.	Cat. No.	Std. Pk.
<b>Grey (standard)</b>	<b>CP4/3</b>	50	<b>CP4/4</b>	50	<b>CP6/10/3</b>	50
Red R	CP4/3/R	50	CP4/4/R	50	CP6/10/3/R	50
Blue BU	CP4/3/BU	50	CP4/4/BU	50	CP6/10/3/BU	50
Black BL	CP4/3/BL	50	CP4/4/BL	50	CP6/10/3/BL	50
Orange O	CP4/3/O	50	CP4/4/O	50	CP6/10/3/O	50
Green G	CP4/3/G	50	CP4/4/G	50	CP6/10/3/G	50
Yellow Y	CP4/3/Y	50	CP4/4/Y	50	CP6/10/3/Y	50
White W	CP4/3/W	50	CP4/4/W	50	CP6/10/3/W	50
<b>Ground/ Earth</b>						
Yellow / Green	<b>CPG4/3</b>	50	<b>CPG4/4</b>	50	<b>CPG6/10/3</b>	50

Jumpers	Cat. No.	I <sub>max</sub>	Std. Pk.	Cat. No.	I <sub>max</sub>	Std. Pk.	Cat. No.	I <sub>max</sub>	Std. Pk.	
Shorting Link/	2 pole	JX4/2	32A	100	JX4/2	32A	100	JX6/2	41A	100
Jumpers	3 pole	JX4/3	32A	50	JX4/3	32A	50	JX6/3	41A	50
	4 pole	JX4/4	32A	50	JX4/4	32A	50	JX6/4	41A	50
	5 pole	–	–	–	–	–	–	–	–	–
	6 pole	–	–	–	–	–	–	–	–	–
	7 pole	–	–	–	–	–	–	–	–	–
	8 pole	JX4/8	32A	10	JX4/8	32A	10	–	–	–
	10 pole	JX4/10	32A	10	JX4/10	32A	10	JX6/10	41A	10
	16 pole	JX4/16	32A	10	JX4/16	32A	10	–	–	–
Step Down	4-2.5 mm <sup>2</sup>	JXS4/2.5	32A	50	JXS4/2.5	32A	50	–	–	–
Jumpers	6-2.5 mm <sup>2</sup>	–	–	–	–	–	–	JXS6/2.5	41A	50
	6-4 mm <sup>2</sup>	JXS6/4	41A	50	JXS6/4	41A	50	JXS6/4	41A	50

Accessories	Cat. No.	Std. Pk.	Cat. No.	Std. Pk.	Cat. No.	Std. Pk.
End Plate	EPCX4/3	50	EPCX4/4	50	EPCX6/3	50
Partition Plate	PPCX4/3	50	PPCX4/4	50	–	–
DIN Rail	2511120 CA701-15/S	20 20	2511120 CA701-15/S	20 20	2511120 CA701-15/S	20 20
End Stop	CA103 / CA104	50	CA103 / CA104	50	CA103 / CA104	50
Test Plug	–	–	–	–	–	–
Marking Tag	MT6	1 Pk. (100 tags)	MT6	1 Pk. (100 tags)	MT8	1 Pk. (100 tags)

## X-ON Electronics

Largest Supplier of Electrical and Electronic Components

*Click to view similar products for [Terminal Block Tools & Accessories](#) category:*

*Click to view products by [Altech](#) manufacturer:*

Other Similar products are found below :

[00171430102](#) [00171420102](#) [600HL](#) [600RJ-07](#) [600RJ-11](#) [600RJ-14](#) [600RJS-10](#) [600RJS-12](#) [600RJS-21](#) [601RJ-09](#) [602SP](#) [602Z](#) [604J](#)  
[CSTSPC1-2](#) [7B941-7](#) [88943-2100](#) [QC102](#) [1437403-6](#) [1437403-9](#) [1437403-8](#) [1453128-1](#) [147832-1](#) [EC0037-000](#) [MT2/H--](#) [MT6/H-N](#)  
[MT6/V-GRND](#) [MT8/H-51-60](#) [BC2-12](#) [BCC-1-8/10](#) [EP2.5/4UN/BG](#) [1707755](#) [1735590](#) [1755480](#) [1789281](#) [1840227](#) [1840230](#) [2-1437402-1](#)  
[JA2-03](#) [JB1-03/J](#) [JB2-04](#) [JB2-05](#) [JB2-07](#) [JB2-09/J](#) [PARALLELJUMPERLINK](#) [JS601](#) [2204082](#) [2302463](#) [2305949](#) [8TK2-24](#) [8WA1853](#)