

TR11 Series

UL1077 Recognized Supplementary Protector/ Circuit Breaker for Equipment







E209569

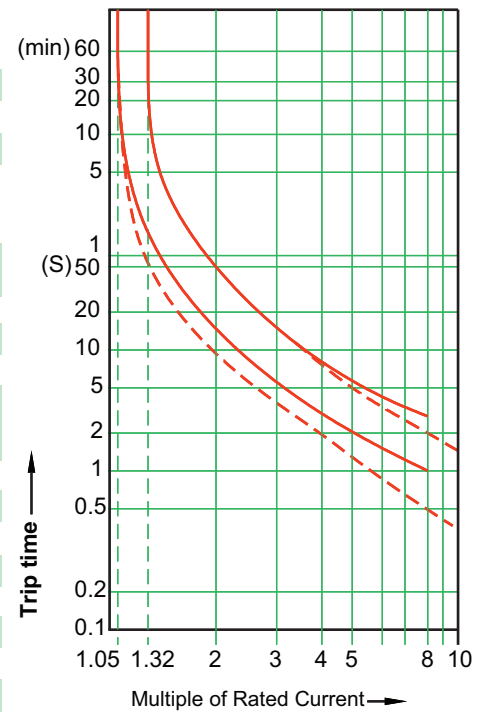
up to 12 Amps

Applications:

Protection of Control Transformers, UPS, Power strips, Solenoids etc., against damage due to overload conditions.

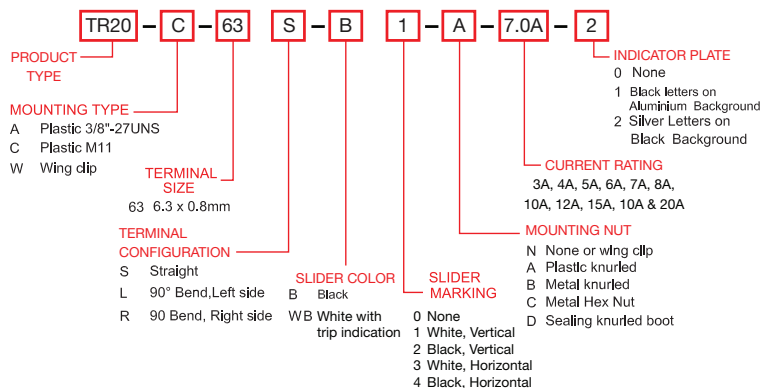
Current Rating (A)	0.1 - 16A
Standard Current Rating (A)	0.1, 0.25, 0.5, 0.9, 1.0, 1.2, 1.5, 1.8, 2.0, 2.2, 2.5, 2.7, 3.0, 3.3, 4.0, 5.0, 6.0, 6.5, 7.0, 8.0, 9.0, 10.0, 12.0, 15.0, 16.0
Rated Voltage	240V AC, 50/60Hz, 50V DC / 24V DC (VDE)
Initial insulation resistance (500V DC)	> 100 M ohms. (As per EN 60934)
Dielectric strength	1.5 KV for One minute. (As per EN 60934)
Overload Switching Capacity	6 I _n - AC up to 9.0A 4 I _n - DC up to 12.0A (As per EN 60934) 60A AC/DC Max. - from 10.0A to 12.0A
Maximum Breaking Capacity	8x I _n AC/DC for <6.0A 60A AC/DC MAX. for > 6.0A
Power Loss	1 - 2 Watts
Operating Temperature	Maximum 60°C Ambient
Operational Life at 2xI _n	1000 Cycles
Rated Conditional Short Circuit Current Capacity I _{nc1} (PC1) Ref.: EN60934	1000 Amps PC 1,240V AC, 24V DC, Ref.: EN60934 SC: 1KA, C1, 240V AC 50V DC Ref.: CSA22.2 No.235-04, UL-1077
Tripping Current Code TC	TC 2Ref.: CSA22.2 No. 235-04
Overload Rating	OL0 240V AC, 50V DC, Ref.: CSA22.2 No. 235-04
Application Type	General Industrial Ref.: CSA22.2 No. 235-04
Method of Tripping	Thermal 'TO' Trip Free
Type of Actuation	Reset Type 'R'
Application Standards	CSA 22.2 No. 235-04, UL-1077, EN 60934
Weight	aprox. 11g
Approvals	 0.1 - 16.0A  240V AC 50V DC  0.5 - 12.0A  240V AC 24V DC

Operating Characteristic



Rated current < 6 A
 - - - - - Ambient >= 6 A
 Temperature 23°C

ORDERING INSTRUCTIONS



Time Current Characteristics:

The standard characteristic is valid for ambient temperatures of +23°C. If the device is to be used in an ambient temperature other than +23°C, allowances must be made when selecting the current rating according to the following guidelines:

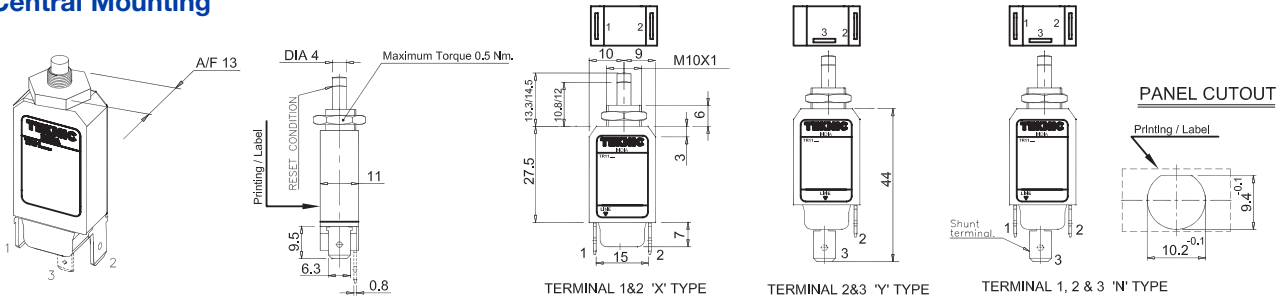
Ambient temp.°C	-20	-5	0	+10	+20	+30	+40	+50	+60
Correction Factor	0.8	0.88	0.9	0.96	1	1.05	1.12	1.2	1.3

Example: Normal Continuous Current	1.8A
Ambient Temperature	40°C
Correction Factor	1.12
Recommended Current Rating	1.8 x 1.12 = 2.016
Select the nearest	2.0A

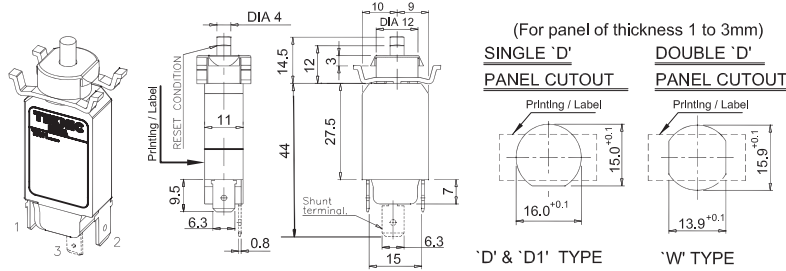
Note: TR11-C Series stocked; contact Altech for availability.

TR-11 Dimensions & Mounting Options

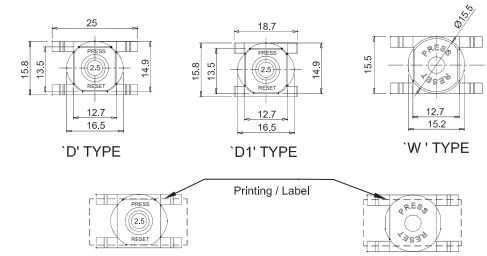
Central Mounting



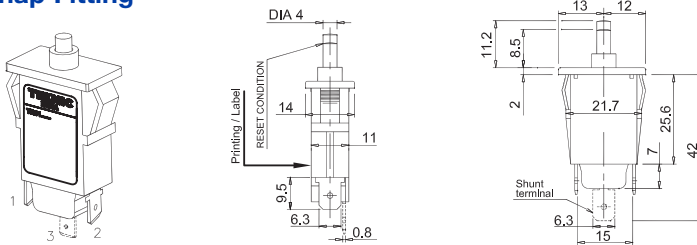
Wing Clips



Wing Clip Types

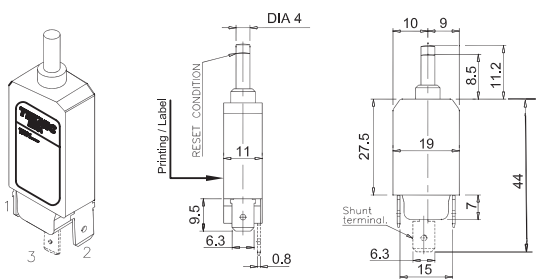


Snap Fitting

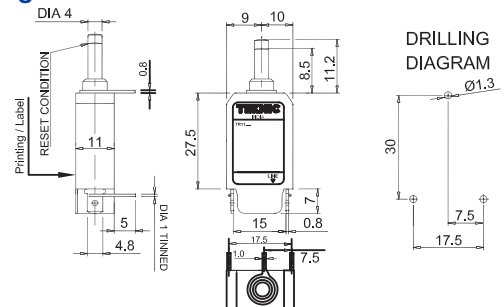


PANEL THICKNESS	DIMENSION 'X'
0.8 MM	21.9 MM
1.0 MM	22.0 MM
1.5 MM	22.1 MM
2.0 MM	22.3 MM
3.0 MM	22.6 MM

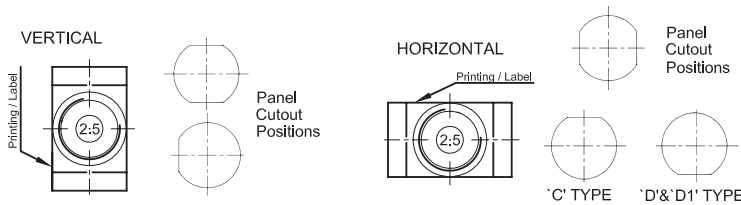
Body Mounting



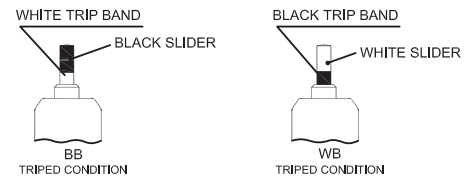
PCB Mounting



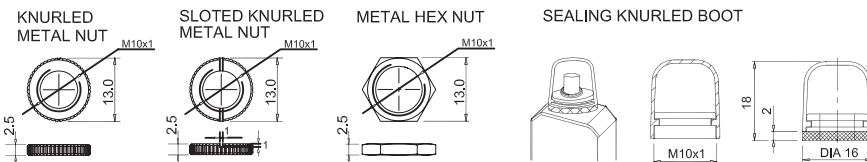
Slider Printing for Current Rating



Slider Color with Trip Band



Accessories



A sealing boot for central mounting Type (C) Circuit breaker to provide dust & splash protection (IP 54).

Dimensions in mm (to convert to inches multiply by 0.03937)

UL 489

UL 508

UL 1077

UL 1077
Equipment Breakers

Earth Leakage
Circuit Breakers

ANNEX

TR20 Series

UL1077 Recognized Supplementary Protector/ Circuit Breaker for Equipment

Applications:

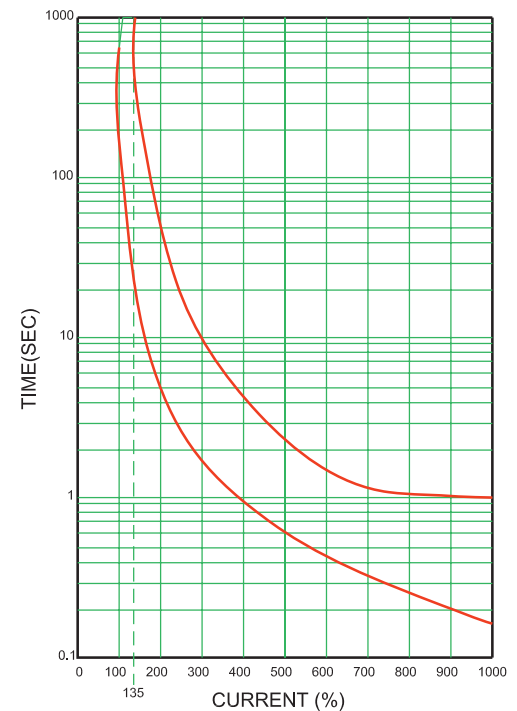
Protection of Control Transformers, UPS, Power strips, Solenoids etc., against damage due to overload conditions.

Application Type	General Industrial Ref. CSA22.2 No.235-04
Function	SPST
Standard Current Rating (A)	3, 4, 5, 6, 7, 8, 10, 12, 15, 16 & 20 AC-Inductive, DC-Resistive
Rated Voltage	125/125V AC, 50/60 Hz, 50V DC
Method of tripping	Thermol TO, Cycling trip - free
Type of Actuation	Reset Type 'R'
Initial insulation resistance	> 100 M ohms. (DC500V)
Dielectric strength	1.500 KV for 1 minute
Impulse withstand voltage	2.5kV Ref.: EN 60934
Contact Gap	Micro disconnection(μ) Ref.: EN60934
Housing Material	Thermoplastic / Thermoset
Slider Material	Thermoset
Contact Material	Silver alloy
Terminal Material	Copper alloy
Fixing	By a nut or snap fitting
Resettable overload capacity	10 times the rated current
Overload capacity	2 times rated current for 50 switching cycles min. Ref.: UL 1077
Rated Short Circuit Capacity I_{cn}	Min 6 times the rated current ($6I_n$) for 250V AC (Inductive) Ref.: EN60934 Min 4 times the rated current ($4I_n$) for 50V DC (Resistive)
Rated Conditional Short Circuit Current Capacity I_{nc1} (PC1)	1000 Amps 125/250V AC, 50V DC SC: 1kA, C1, 125/250V AC, 50V AC Ref.: EN60934 Ref.: CSA22.2 No.235-04, UL-1077
Tripping Current Code TC	TC 2Ref.: CSA22.2 No. 235-04
Overload Rating	OLO 125/250V AC, 50V DC, Ref.: CSA 22.2 No. 235-04
Weight	aprox. 17g
Application Standards	UL 1077, CSA 22.2 No. 235-04, EN 60934
Approvals	

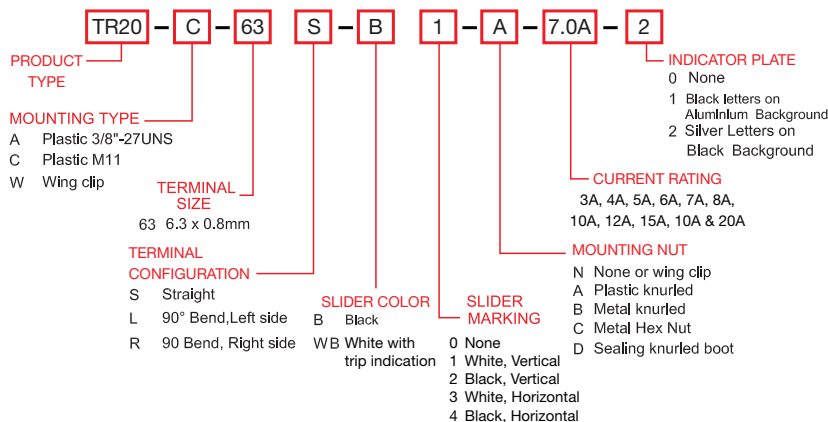


E209569

Operating Characteristic



ORDERING INSTRUCTIONS



Time Current Characteristics:

The standard characteristic is valid for ambient temperatures of +25°C. If the device is to be used in an ambient temperature other than +25°C, allowances must be made when selecting the current rating according to the following guidelines:

Ambient temp. °C -20 -10 0 +10 +25 +30 +35

Multiplication Factor	0.8	0.85	0.9	0.9	1	1	1.1
3A to 4A							

Multiplication Factor	0.8	0.85	0.88	0.9	1	1.1	1.3	1.4
5A to 20A								

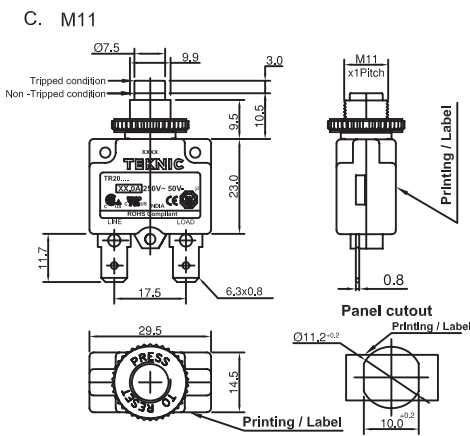
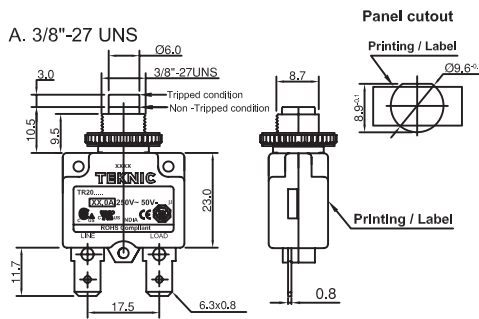
Example: Normal Continuous Current 5.0A
Ambient Temperature 40°C
Multiplication Factor 1.1
Selected rated current at +40°C $5 \times 1.1 = 5.5$
Ambient temperature 6.0A (nearest)

* SPECIAL ORDER ONLY. Contact Altech for more details.

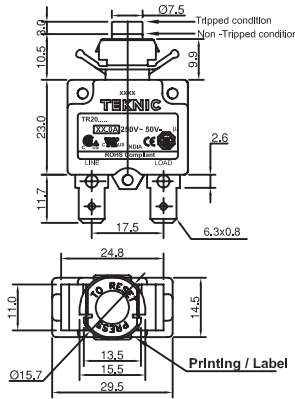
PCB Mounting and additional Shunt Terminal available, please contact Altech.

TR-20 Dimensions & Mounting Options

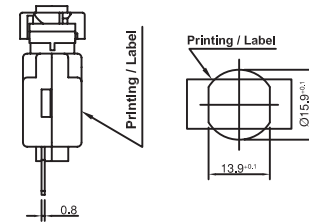
Central Mounting



Wing Clips



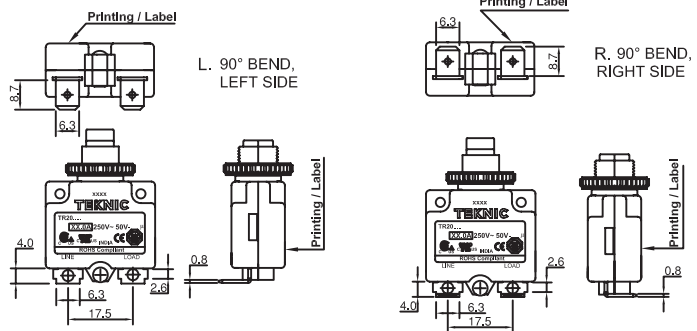
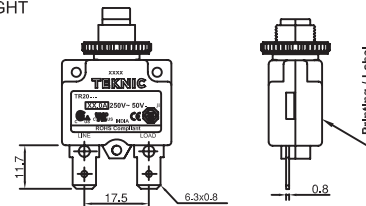
PANEL CUTOUT



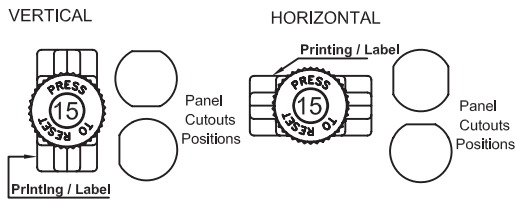
PANEL THICKNESS 1 TO 3MM.

Terminal Options

S.STRAIGHT

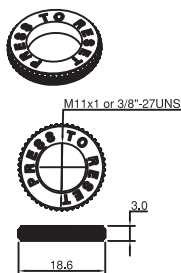


Slider Printing for Current Rating

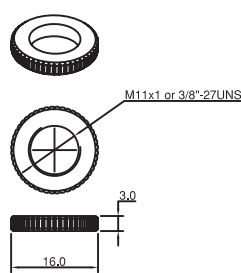


Accessories

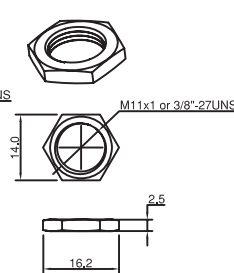
PLASTIC NUT



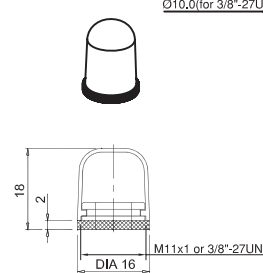
METAL NUT



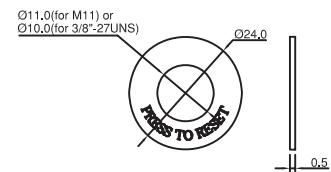
METAL HEX NUT



SEALING KNURLED BOOT



INDICATOR PLATE



TYPES:
A. Black letters on Aluminium Background.
B. Silver Letters on Black Background.

Dimensions in mm (to convert to inches multiply by 0.03937)

TR30 Series

UL1077 Recognized Supplementary Protector/ Circuit Breaker for Equipment

Applications:

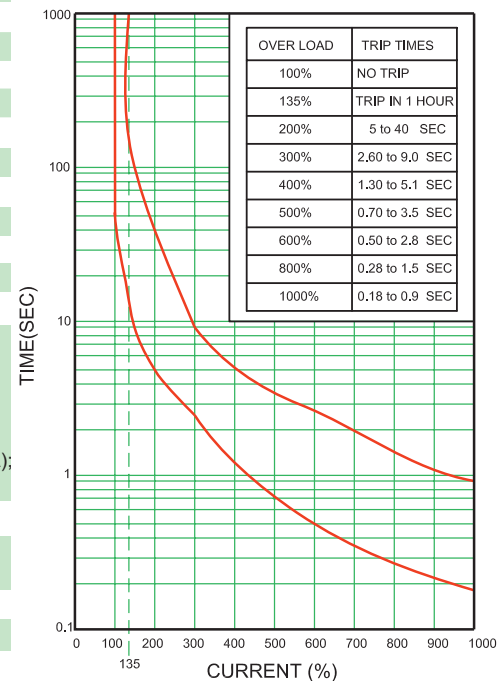
Protection of Control Transformers, UPS, Power strips, Solenoids etc., against damage due to overload conditions.

Application Type	General Industrial Ref. CSA22.2 No.235-04
Function	SPST
Standard Current Rating (A)	20A, 25A, 30A & 35A
Rated Voltage	125/125V AC, 50/60 Hz, 50V DC
Method of tripping	Thermol TO, Cycling trip - free
Type of Actuation	Reset Type 'R'
Initial insulation resistance	> 100 M ohms. (DC500V)
Dielectric strength	1.500 KV for 1 minute
Impulse withstand voltage	2.5kV Ref.: EN 60934
Contact Gap	Micro disconnection(μ) Ref.: EN60934
Housing Material	Thermoset - UL94-V0 flammability class
Slider Material	Thermoset - UL94-V0 flammability class
Contact Material	Silver alloy
Terminal Material	Copper alloy
Fixing	By a nut or snap fitting
Resettable overload capacity	10 times the rated current
Rated Short Circuit Capacity I_{cn}	Min 6 times the rated current ($6I_n$) for 250V AC (Inductive) Ref.: EN60934 Min 4 times the rated current ($4I_n$) for 50V DC (Resistive)
Rated Conditional Short Circuit Current Capacity I_{nc1} (PC1)	2kA, 20 to 35A, 250V AC, 1kA, 20 to 35A, 50V DC As per EN60934 As per CSA 22.2 No. 235-04 & UL 1077
Tripping Current Code TC	TC 3 Ref.: CSA22.2 No. 235-04
Overload Rating	20-35A - OL0 125/250V AC, 50V DC; As per CSA 22.2 No. 235-04 20-35A - OL1 125V AC; 20-35A - OL1 250V AC
Weight	approx. 25g
Application Standards	UL 1077, CSA 22.2 No. 235-04, EN 60934, UL 1500
Approvals	
Ignition Protected	Compliant as per UL 1500 (Standard for safety for Ignition protection test for Marine products)

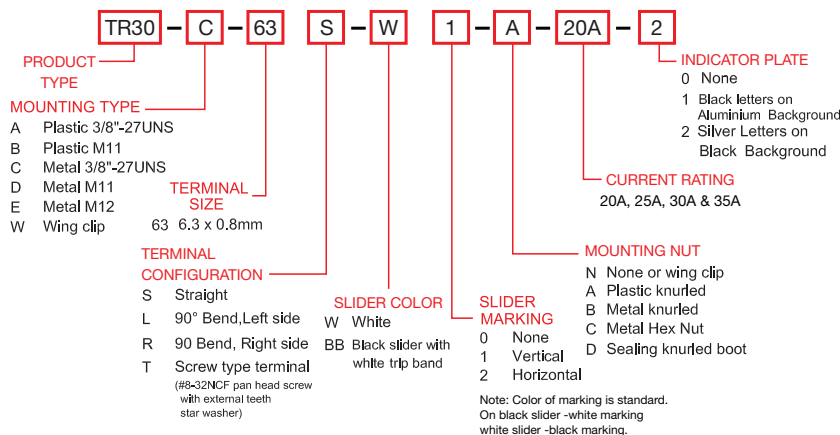


E209569

Operating Characteristic



ORDERING INSTRUCTIONS



* SPECIAL ORDER ONLY. Contact Altech for more details.
PCB Mounting and additional Shunt Terminal available, please contact Altech.

Time Current Characteristics:

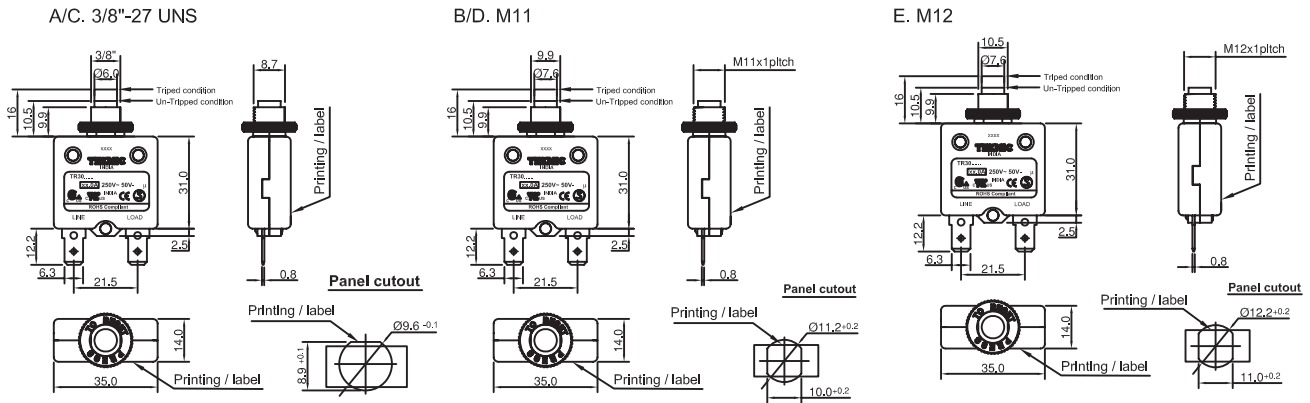
The standard characteristic is valid for ambient temperatures of +25°C. If the device is to be used in an ambient temperature other than +25°C, allowances must be made when selecting the current rating according to the following guidelines:

Ambient temp. °C	-5	-0	+10	+20	+25	+30	+40	+50	+60
Multiplication Factor 5A	0.9	0.92	0.95	0.98	1	1.12	1.15	1.25	1.5
Multiplication Factor 5A to 30A	0.9	0.92	0.95	0.98	1	1.05	1.15	1.25	1.35
Multiplication Factor 35A	0.9	0.93	0.95	0.98	1	1.05	1.15	1.25	1.35

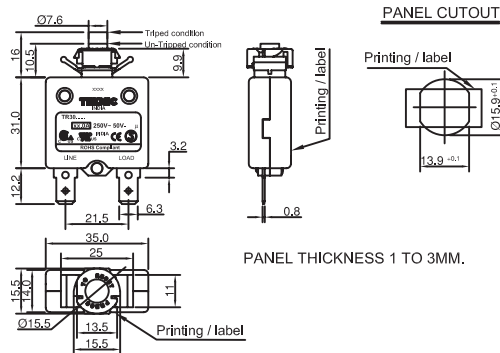
Example: Normal Continuous Current 20A
Ambient Temperature 40°C
Multiplication Factor 1.15
Selected rated current at +40°C ambient temperature 20 x 1.15 = 23 25A (nearest)

TR-30 Dimensions & Mounting Options

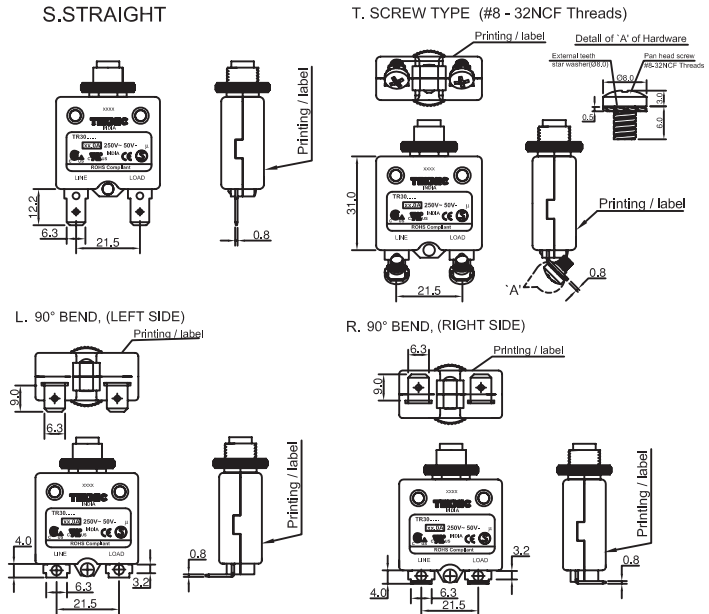
Central Mounting



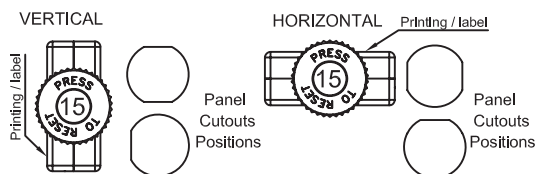
Wing Clips



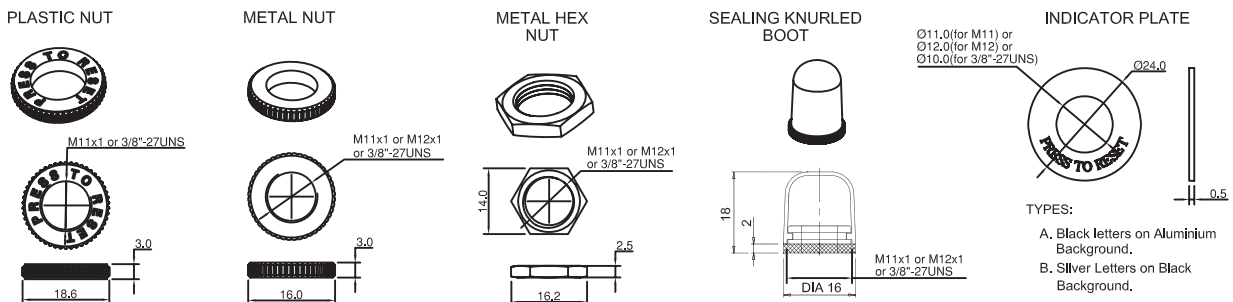
Terminal Options



Slider Printing for Current Rating



Accessories



Dimensions in mm (to convert to inches multiply by 0.03937)

X-ON Electronics

Largest Supplier of Electrical and Electronic Components

Click to view similar products for [Circuit Breakers](#) category:

Click to view products by [Altech](#) manufacturer:

Other Similar products are found below :

[0185080.X](#) [0185100.XP](#) [0185150.XP](#) [0700005](#) [0700007](#) [0700010](#) [0700015](#) [0700020](#) [0700025](#) [0700030](#) [0700040](#) [0712107](#) [0712123](#)
[0712152](#) [0712194](#) [0712217](#) [0712233](#) [0712259](#) [0712275](#) [0712291](#) [0712314](#) [0900100](#) [0900113](#) [0900126](#) [0900207](#) [0900210](#) [0900317](#)
[0900333](#) [0900414](#) [0900618](#) [0900634](#) [0900812](#) [0901002](#) [0902030](#) [0902056](#) [0902072](#) [0902098](#) [0902108](#) [0902111](#) [0902124](#) [0902137](#)
[0902218](#) [0902221](#) [0902247](#) [0902263](#) [0902328](#) [0902331](#) [0902344](#) [0902409](#) [0902412](#)