









Frame size		9A	12A	18A	22A		
3-pole Contactors		 <p>includes AU-1 auxiliary switch, (1 N.O. / 1 N.C.)</p>					
Types	AC coil					GMC-9	GMC-12
	DC coil	GMD-9	GMD-12	GMD-18	GMD-22		
Ratings / IEC60947-4		kW	A	kW	A	kW	A
AC1			25		25		40
AC3	200/240V	2.5	11	3.5	13	4.5	18
	380/440V	4	9	5.5	12	7.5	18
	500/550V	4	7	7.5	12	7.5	13
	690V	4	5	7.5	9	7.5	9
Ratings / UL508		hp	A	hp	A	hp	A
continuous current			20		25		30
single phase	115V	0.5		0.5		1	
	230V	1		2		3	
three phase	200V	2		3		5	
	230V	2		3		5	
	460V	5		7.5		10	
	575V	7.5		10		15	
NEMA size		00		00		0	




4-pole Contactors					
Types	AC coil				
	DC coil	GMD-9/4	GMD-12/4	GMD-18/4	GMD-22/4
AC1(A)		20	20	25	32







Available coil voltages	AC: 24, 42, 48, 110, 120, 208, 220, 240, 277, 380, 440, 480, 600V DC: 12, 20, 24, 48, 60, 80, 100, 110, 125, 200, 220, 250V <i>Ordering Example: GMC-9-AC120V (see also page 6)</i>
--------------------------------	---

Additional Auxiliary Contacts	 AU-2 2-pole Front mount		 AU-4 4-pole Front mount		 AU-1 2-pole Side mount	
	Configuration	Part No.	Configuration	Part No.	Configuration	Part No.
	2 N.O.	AU-2-20	4 N.O.	AU-4-40	1 N.O. / 1 N.C.	AU-1
	2 N.C.	AU-2-02	3 N.O. / 1 N.C.	AU-4-31		
	1 N.O. / 1 N.C.	AU-2-11	2 N.O. / 2 N.C.	AU-4-22		
		1 N.O. / 3 N.C.	AU-4-13			
		4 N.C.	AU-4-04			




Overload Relays		 GT-22		Setting ranges (A) <table border="0"> <tr><td>0.1 - 0.16</td><td>4 - 6</td></tr> <tr><td>0.16 - 0.25</td><td>5 - 8</td></tr> <tr><td>0.25 - 0.4</td><td>6 - 9</td></tr> <tr><td>0.4 - 0.63</td><td>7 - 10</td></tr> <tr><td>0.63 - 1</td><td>9 - 13</td></tr> <tr><td>1 - 1.6</td><td>12 - 16</td></tr> <tr><td>1.6 - 2.5</td><td>16 - 22</td></tr> <tr><td>2.5 - 4</td><td></td></tr> </table>	0.1 - 0.16	4 - 6	0.16 - 0.25	5 - 8	0.25 - 0.4	6 - 9	0.4 - 0.63	7 - 10	0.63 - 1	9 - 13	1 - 1.6	12 - 16	1.6 - 2.5	16 - 22	2.5 - 4		 AZ-22H Base for separate mounting
0.1 - 0.16	4 - 6																				
0.16 - 0.25	5 - 8																				
0.25 - 0.4	6 - 9																				
0.4 - 0.63	7 - 10																				
0.63 - 1	9 - 13																				
1 - 1.6	12 - 16																				
1.6 - 2.5	16 - 22																				
2.5 - 4																					
Class 10A	Differential	GTK-22																			
	Non-differential (3-heater)	GTH-22/3																			
	Non-differential (2-heater)	GTH-22																			
Class 20	Differential	GTK-22/L																			





Contactors (9 to 85A)

32A		40A		50A		65A		75A		85A	
		<i>includes 2 AU-1 auxiliary switches, (2 N.O. / 2 N.C.)</i>				<i>includes 2 AU-1 auxiliary switches, (2 N.O. / 2 N.C.)</i>				<i>includes 2 AU-1 auxiliary switches, (2 N.O. / 2 N.C.)</i>	
GMC-32		GMC-40		GMC-50		GMC-65		GMC-75		GMC-85	
GMD-32		GMD-40		GMD-50		GMD-65		GMD-75		GMD-85	
kW	A	kW	A	kW	A	kW	A	kW	A	kW	A
50		60		80		100		110		135	
7.5	32	11	40	15	55	18.5	65	22	75	25	85
15	32	18.5	40	22	50	30	65	37	75	45	85
18.5	28	22	32	30	43	33	60	37	64	45	75
18.5	20	22	23	30	28	33	35	37	42	45	45
hp	A	hp	A	hp	A	hp	A	hp	A	hp	A
	45		50		70		80		90		100
2		3		3		5		5		7.5	
5		5		7.5		10		15		15	
7.5		10		10		15		20		25	
10		10		15		20		25		30	
20		25		30		40		50		50	
20		25		30		40		50		50	
1		1		2		2		2		3	

											
GMC-32/4		GMC-40/4		GMC-50/4		GMC-65/4		GMC-75/4		GMC-85/4	
GMD-32/4		GMD-40/4		GMD-50/4		GMD-65/4		GMD-75/4		GMD-85/4	
50		60		80		100		110		135	

AC: 24, 48, 110, 120, 208, 220, 240, 277, 380, 440, 480, 600V
 DC: 12, 20, 24, 48, 60, 80, 100, 110, 125, 200, 220, 250V
Ordering Example: GMC-32-AC120V (see also page 6)

 AU-2 2-pole Front mount		 AU-4 4-pole Front mount		 AU-1 2-pole Side mount	
Configuration	Part No.	Configuration	Part No.	Configuration	Part No.
2 N.O.	AU-2-20	4 N.O.	AU-4-40	1 N.O. / 1 N.C.	AU-1
2 N.C.	AU-2-02	3 N.O. / 1 N.C.	AU-4-31		
1 N.O. / 1 N.C.	AU-2-11	2 N.O. / 2 N.C.	AU-4-22		
		1 N.O. / 3 N.C.	AU-4-13		
		4 N.C.	AU-4-04		

 GT-40	Setting ranges (A) 4 - 6 12 - 18 5 - 8 16 - 22 6 - 9 18 - 26 7 - 10 24 - 36 9 - 13 28 - 40	 AZ-40H <i>Base for separate mounting</i>	 GT-85	Setting ranges (A) 7 - 10 28 - 40 9 - 13 34 - 50 12 - 18 45 - 65 16 - 22 54 - 75 18 - 26 63 - 85 24 - 36	 AZ-85H <i>Base for separate mounting</i>
GTK-40			GTK-85		
GTH-40/3			GTH-85/3		
GTH-40			GTH-85		
GTK-40/L			GTK-85/L		

X-ON Electronics

Largest Supplier of Electrical and Electronic Components

Click to view similar products for [Relay Sockets & Fixings](#) category:

Click to view products by [Altech](#) manufacturer:

Other Similar products are found below :

[00008258500](#) [00111976502](#) [0000-825-81-00](#) [60SY4S05](#) [M41G](#) [670-0125](#) [670-0127](#) [6700152](#) [670-0153](#) [6700156](#) [D258-2TS00](#) [70-309](#) [7-1393143-3](#) [7-1616360-5](#) [8000-DG2-5](#) [911361](#) [9-1616339-5](#) [PJF11N](#) [GDA12HA](#) [GDA12HD](#) [GDA12SA](#) [GDA12SD](#) [GDA16HD](#) [GDA22HA](#) [GDA95A](#) [GDA95D](#) [GFX20](#) [PT08QN](#) [PT 1/8 D = 3.2](#) [GUA1](#) [GUA2-11](#) [GUA4-04](#) [GUA4-31](#) [GUM5R](#) [GUR-277](#) [GURX-277](#) [GUW12](#) [GUW95](#) [GUZ63L](#) [R99-11 FOR MY\(NAMEPLATE\)](#) [D52PR2T](#) [RES100K](#) [1310H-HDC](#) [1390H-1ST](#) [1393824-3](#) [1390H-2PC](#) [1410-2SM](#) [1410-3SM](#) [1419106-5](#) [RMOB 1-24 JR](#)