



Solving your relay requirements since 1922

Amperite Co.

(800) 752-2329
www.Amperite.com

C10 Series TDR



- ... Solid state analog circuitry
- ... Delay on operate timing mode
- ... DPDT (2 form C) isolated 10 ampere relay contacts
- ... Timing selection: Knob adjustable or Fixed
- ... Numerous models timing from 0.1 secs. to 480 secs.
- ... UL File #E96739 (M)
- ... CSA File # LR62586-3

Specifications

Timing Mode:

Delay on operate timing cycle begins upon application of input power. The relay contacts transfer at the end of the delay period and will remain transferred until input voltage is removed. Reset occurs when input voltage is removed.

Timing Diagram:



Contact Information:

Arrangement: 2 form C (DPDT) - Diagram C

Contact Material: Silver - Cadmium Oxide

Rating (Resistive):

10A @ 240V AC Resistive

15A @ 30V DC Resistive

15A @ 120V AC Resistive

1/3 HP @ 120V AC

1/2 HP @ 250V AC

Expected Life @ 25°C:

10 Million operations, Mechanical

100,000 operations minimum at rated loads



Solving your relay requirements since 1922

Amperite Co.

(800) 752-2329
www.Amperite.com

Environmental Information:

Temperature Range:

Storage: -60°C to $+105^{\circ}\text{C}$ (-76°F to $+221^{\circ}\text{F}$)

Operating: -45°C to $+70^{\circ}\text{C}$ (-49°F to $+158^{\circ}\text{F}$)

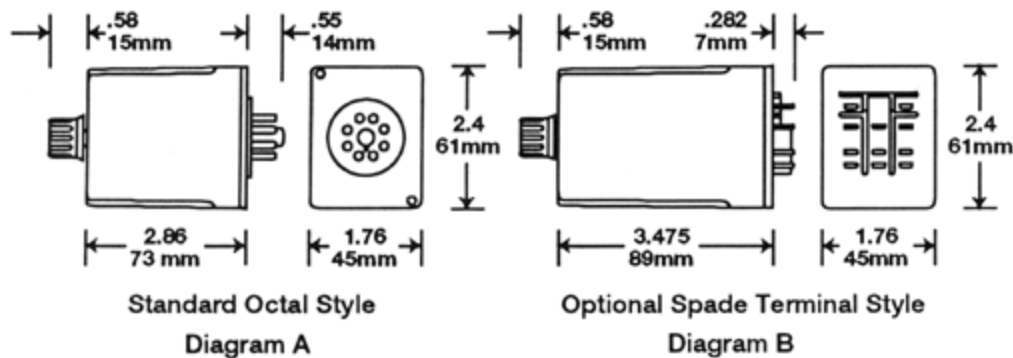
Mechanical Information:

Termination: 8 Pin Octal Style Plug or 11-Pin Spade Terminals (Dia. C&D)

Enclosure: White plastic case. Knob adjustable models have a dial scale for reference only. "LC" version has a black case.

Weight: 4 on (114g) approx.

Outline Dimension:



Timing Specifications:

Timing - Fixed: 0.1 through 480 sees.

Timing Ranges: 0.1 - 60, 60 - 120, 120 - 180, 180 - 240, 240 - 300, 300 - 480 secs.

Custom timing is available.

Timing Adjustment: Knob adjustable potentiometer.

Timing Tolerance: Fixed Units: $\pm 5\%$. Adjustable Units: -0 to +25% of maximum specified delay time. Minimum specified value or less at low end.

Repeatability: $\pm 5\%$

Release Time: 60 ms typical, 100 ms maximum

Timing Cycle Interrupt Transfer: None

Initial Dielectric Strength:

Between open contacts: 1000V RMS, Between adjacent contact: 1500V RMS

Between contacts & coil: 1500V RMS

Input Information:

Voltage:

AC units- 12V, 24V, and 120V. Other voltages are available.

DC units- 12V, 24V, 48V and 110V. Other voltages are available.



Solving your relay requirements since 1922

Amperite Co.

(800) 752-2329
www.Amperite.com

Power Requirement: AC units: 3 VA or less, DC units 3 Watts or less

Transient Protection: 1 JOULE MOV

Polarity Protection: On DC units - Yes

Input Voltages & Limits:

Nominal	Minimum	Maximum
12V AC	10V	14V
24V AC	20V	28V
120V AC	105V	130V
12V DC	11V	14V
24V DC	20V	32V
48V DC	41V	55V
110V DC	95V	125V

Wiring Diagrams:

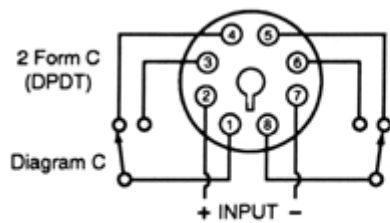


Diagram C

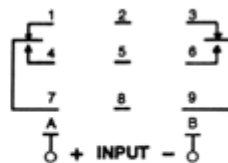



Diagram D



Ordering Information:

Definition of a part number for the Amperite C10 Series Time Delay Relay.

Example:

	<p style="text-align: right;">Amperite Co.</p> <p style="text-align: right;">(800) 752-2329 www.Amperite.com</p>
---	--

120 A P .1 -60 L C
 ↑ ↑ ↑ ↑ ↑ ↑ ↑
 A B C D E F G

A: Denotes nominal input voltage. Voltages Available:
12, 24 & 120V AC; 12, 24, 48 & 110V DC. Custom Voltages are available.

B: Denotes type of input current required for operation:
A = AC - Alternating Current
D = DC - Direct Current

C: Denotes contact form:
P= DPDT - 2 form C.

D & E: Denotes range of knob adjustability for timing (in seconds) where:
D= Minimum time delay.
E= Maximum time delay for adjustable TDR's.

Note:

- 1.) Ranges Available: 0.1 - 60, 60 - 120, 120 - 180, 180 - 240, 240 - 300 & 300 - 480 secs. Custom timing is available.
- 2.) Both values (D & E) can be replaced by a single value for a factory preset time delay in seconds from 0.1 through 480 secs.

F: Enter "L" if optional 11-pin spade terminals are required (Dia. B & D).

G: Denotes use of solid-state analog circuitry of C10 series.


Solving Your Relay Requirements Since 1922

X-ON Electronics

Largest Supplier of Electrical and Electronic Components

Click to view similar products for [Time Delay & Timing Relays](#) category:

Click to view products by [Amperite](#) manufacturer:

Other Similar products are found below :

[614-11B-0A2](#) [614-11B-0A3](#) [614-11B-0A4](#) [614-11B-0A6](#) [614-11B-0A8](#) [614-11C-0A1](#) [614-11C-0A2](#) [614-11C-0A5](#) [614-11Q-0A3](#) [614-11Q-0A6](#) [614-11T-0A3](#) [614-11T-0A6](#) [614-11T-0A7](#) [614-12C-400](#) [614-12Q-400](#) [614-12T-600](#) [614-43B-400](#) [614-43C-100](#) [614-43F-200](#) [614-43Q-0A2](#) [614-43Q-100](#) [614-43Q-600](#) [614-43T-0A9](#) [614-43T-600](#) [614-43U-400](#) [614-43U-4A1](#) [614-43U-6A2](#) [615-21T-200](#) [655-11T-100](#) [655-11U-500](#) [655-12T-300](#) [655-22T-400](#) [655-22T-600](#) [CUA-41-30001](#) [CUA-41-30030](#) [CUA-41-70180](#) [CUA-41-71038](#) [CUA-42-30005](#) [CUA-42-30010](#) [CUA-42-30120](#) [CUA-42-70120](#) [CUA-99-72502](#) [CUC-41-30030](#) [CUF-42-30010](#) [7012AFX](#) [7012L10BN](#) [7012L10HN](#) [7012L8BN](#) [7012MKI](#) [7012PEM](#)