

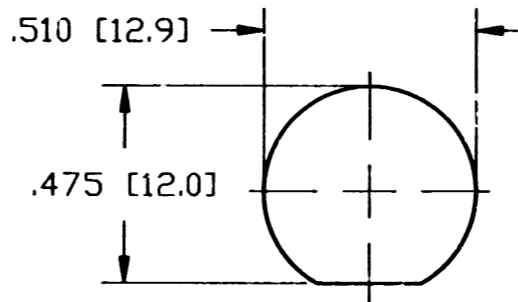
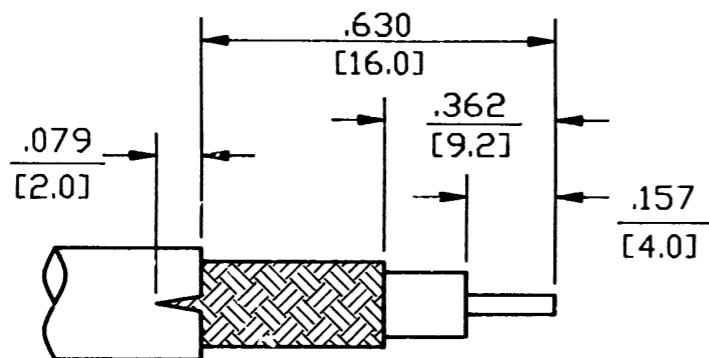
DO NOT SCALE THIS DRAWING

31-245-RFX

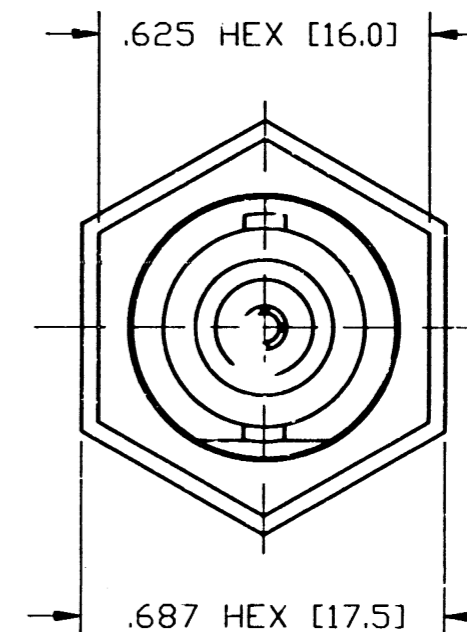
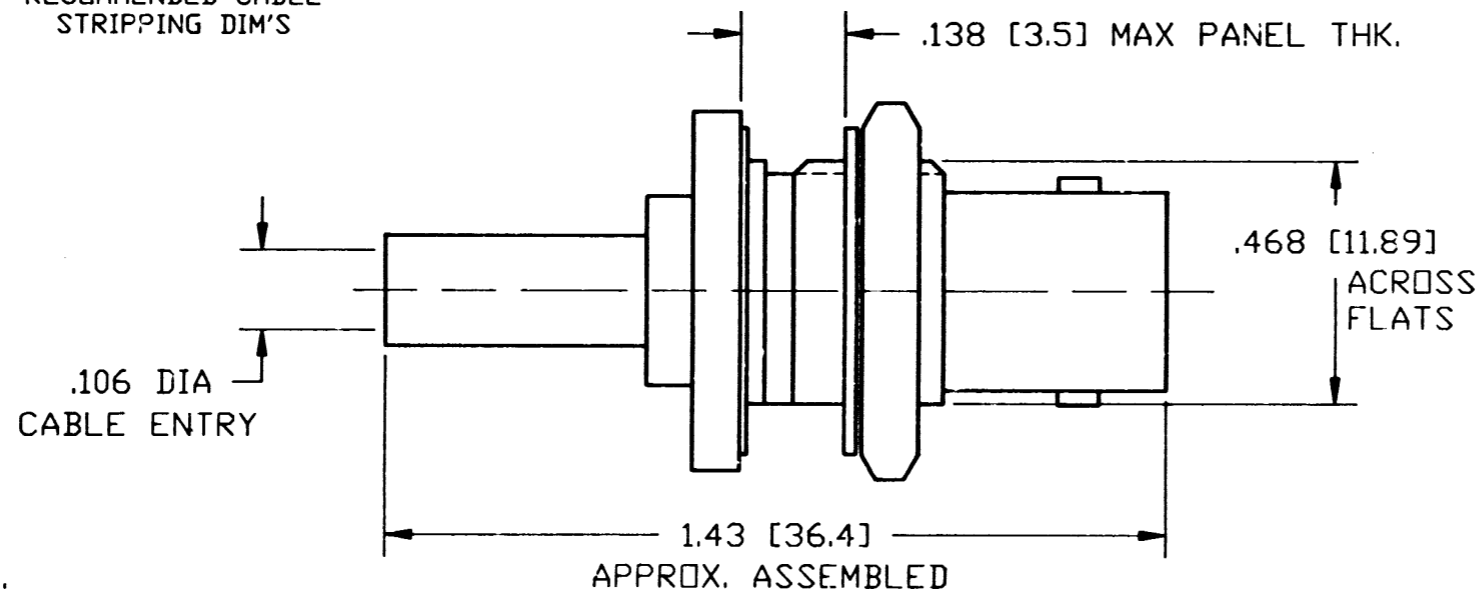
DRAWING NUMBER

REVISIONS

| SYM | DESCRIPTION | DATE | E.C.O. NO. | APPR. |
|-----|-------------------------------|---------|------------|-------|
| A | OFFICIAL ENG. RELEASE TO MFG. | 10/2/91 | 38063 | DR |



RECOMMENDED CABLE STRIPPING DIM'S



NOTES:

1. BRASS BODY, NICKEL PLATED.
2. DELRIN INSULATOR.
3. GOLD PLATED, PHOSPHOR BRONZE CONTACT, .000003.
4. PACKAGE IN BAG 999-311.
5. USE AMPHENOL CRIMP TOOL #CTL-2
6. NON-CAPTIVATED CONTACT, .016 WIRE ENTRY.
7. 3 PC. (BODY, FERRULE, CONTACT).

ENGLISH [METRIC]

H:\DEPT611\BNC\031\ASSY\245RFX

| PART NO. | QUAN | UOM | ITEM NO | DESCRIPTION | CODE | FINISH |
|------------------|------|-----|---------|-------------|------|--------|
| LIST OF MATERIAL | | | | | | |

REMOVE ALL BURRS, BREAK CORNERS AND SHARP EDGES .005 MAXIMUM UNLESS OTHERWISE SPECIFIED.

NOTICE - These drawings, specifications, or other data (1) are, and remain the property of Amphenol Corp. (2) must be returned upon request, and (3) are confidential and are not to be disclosed to any person other than those to whom they are given by Amphenol Corp. The furnishing of these drawings, specifications, or other data by Amphenol Corp., or by any other person to anyone for any purpose is not to be regarded by implication or otherwise as in any manner licensing, granting rights or permitting such holder or any other person to manufacture, use or sell any product, process or design, patented or otherwise, that may in any way be related to or disclosed by said drawings, specifications or other data.

| NEXT ASSY | USED ON |
|-----------|---------|
| | |

| UNLESS OTHERWISE SPECIFIED DIMENSIONS ARE IN INCHES. TOLERANCES NOT OTHERWISE SPECIFIED ARE | | |
|---------------------------------------------------------------------------------------------|-----------------------------------|-------------|
| 2 PLACE DECIMAL ± .015 (0.381 mm) | 3 PLACE DECIMAL ± .005 (0.127 mm) | ANGLES ± 1° |
| REFERENCE DRAWING NO EAR 962370 | | |

| | |
|-----------------------------------------|-----------------|
| DRAWN BY TERRI ALBERA | DATE 4-22-91 |
| CHECKED <i>[Signature]</i> | DATE 5-13-91 |
| ENGINEER <i>[Signature]</i> | DATE 5-13-91 |
| QUALITY ASSURANCE <i>[Signature]</i> | DATE 7-1-91 |
| MFG/ENG H. FROLOV | DATE 7/1/91 |

| |
|------------------------------------------------------------------|
| TITLE BNC CRIMP CRIMP PANEL JACK FOR RG-179, 187 CABLE 50 OHM |
| CODE IDENTIFICATION 74868 |
| DRAWING SIZE B |
| DRAWING NO 31-245-RFX |

| | | |
|--------------------------------------------------|-------|----|
| Amphenol Corporation | | |
| RF/Microwave Operations Danbury, Conn. U.S.A. | | |
| SCALE NTS | SHEET | OF |
| | | |
| ISSUE A | | |

Design Products Co. Inc. Clearprint #1020

X-ON Electronics

Largest Supplier of Electrical and Electronic Components

Click to view similar products for [RF Connectors / Coaxial Connectors](#) category:

Click to view products by [Amphenol](#) manufacturer:

Other Similar products are found below :

[8915-1511-000](#) [89674-0827](#) [6001-7071-019](#) [6002-7051-003](#) [6002-7551-202](#) [6059674-1](#) [619550-1](#) [630059-000](#) [M39030/3-01N](#) [M3933/25-36N](#) [6500-7071-046](#) [6769](#) [CX050L2AQ](#) [7002-1542-011](#) [7004-1512-000](#) [7009-1511-004](#) [7010-1511-000](#) [7029-1511-060](#) [7101-1541-010](#) [7101-1571-002](#) [7105-1521-002](#) [7145-1521-002](#) [7203-1571-003](#) [7209-1511-011](#) [7210-1511-015](#) [7210-1511-019](#) [73137-5015](#) [73216-2241](#) [7325-1512-000](#) [73404-2300](#) [7405-1521-005](#) [7405-1521-802](#) [7406-1521-005](#) [8527](#) [8547](#) [FS11V](#) [8808-1511-001](#) [9049-9513-000](#) [9074-9513-000](#) [9101-9573-002](#) [910A205F](#) [9130-9573-002](#) [PL11SC-026](#) [PL375-33](#) [PL40-5](#) [PL71-9](#) [PL74C-221](#) [PL75MC-217](#) [PL803-7](#) [980-8666-005](#)