

NOTES:

1. MATERIALS AND FINISHES:

- BODIES - BRASS, NICKEL PLATED
- CONTACT - PHOSPHOR BRONZE, GOLD PLATED (.000030" THICK MIN)
- BULLET CONTACT - BRASS, GOLD PLATED
- CRIMP FERRULE - ANNEALED COPPER, NICKEL PLATED
- INSULATOR - PTFE
- O-RING & GASKET - SILICONE

2. ELECTRICAL:

- A. FREQUENCY RANGE = DC TO 3.0 GHz
- B. V.S.W.R. (RETURN LOSS) = 1.250 MAX. (-19.1 dB)

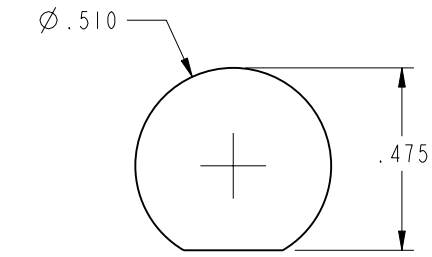
3. MECHANICAL:

- A. WATER PROTECTION IN UNMATED CONDITION PER IEC 529, IP67
- B. CONTINUOUS OPERATING TEMPERATURE: -40°C TO +85°C
- C. INTERFACE MEETS THE REQUIREMENTS OF AMPHENOL RF RP-TNC SERIES

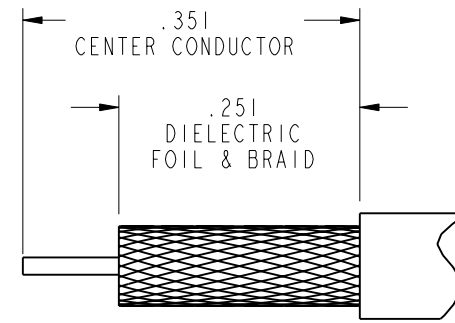
4. CABLE ASSEMBLY INSTRUCTIONS:

- A. TRIM CABLE AS SHOWN
- B. SLIDE CRIMP FERRULE ONTO CABLE
- C. CRIMP OR SOLDER BULLET CONTACT TO CABLE CENTER CONDUCTOR
INSERT CABLE WITH BULLET CONTACT INTO REAR FERRULE BODY,
SLIDING FOIL INTO THE BODY AND THE BRAID OVER THE BODY.
- D. CRIMP FERRULE USING A .178 HEX DIE

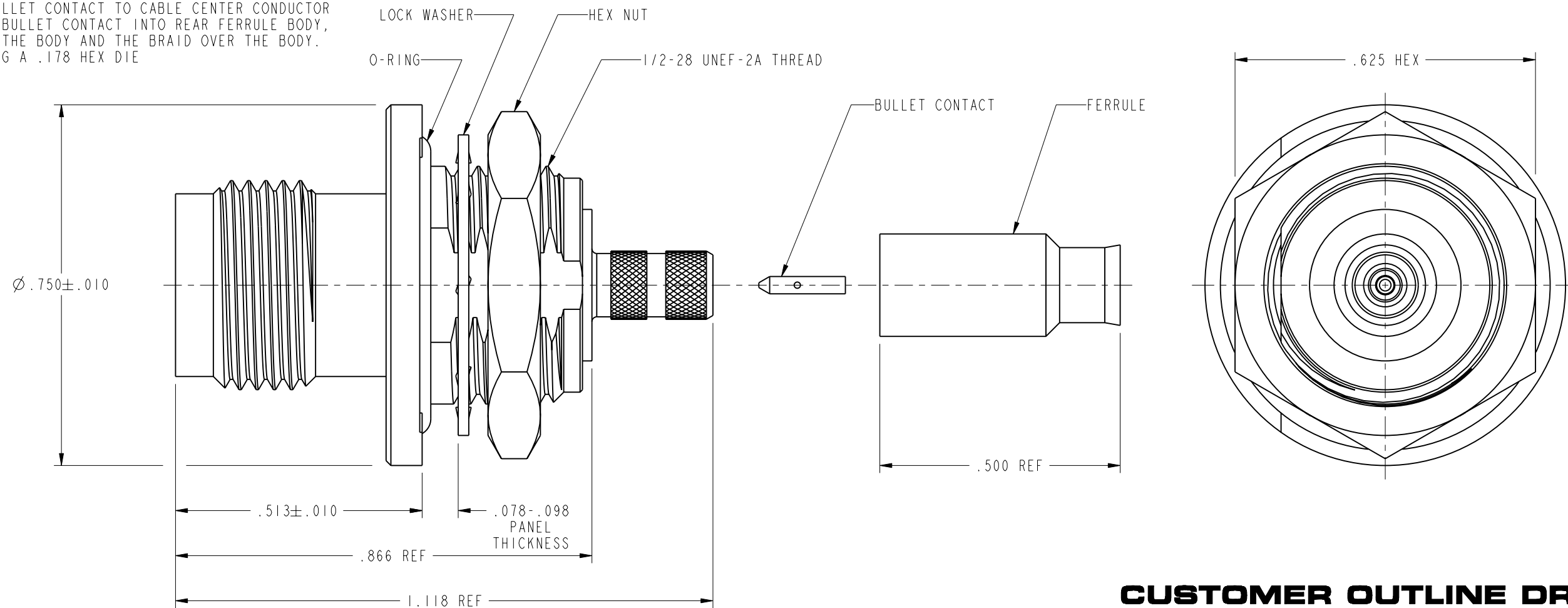
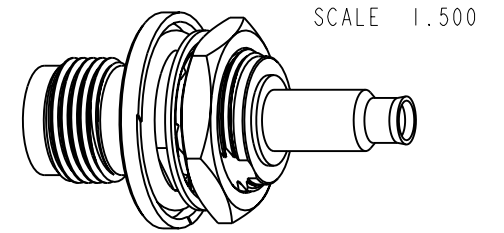
31-6213		REVISIONS			
DRAWING NO.	REV	DESCRIPTION	DATE	ECO	APPR
THIRD ANGLE PROJ.	A	RELEASE TO MFG	4/29/04	44933	BCG
	B	SEE SHEET 1	5/17/04	44959	BCG



SUGGESTED MOUNTING HOLE
SCALE 2.000



RECOMMENDED TRIM DIMENSIONS



CUSTOMER OUTLINE DRAWING

ALL OTHER SHEETS ARE FOR INTERNAL USE ONLY

UNLESS OTHERWISE SPECIFIED, DIMENSIONS ARE IN INCHES AND TOLERANCES ARE: 2 PLACE DECIMAL ±.015 (0,381 mm) 3 PLACE DECIMAL ±.005 (0,127 mm) ANGLES ± 1°	MATERIAL	DRAWN B.C. GLEISSNER	DATE 21-Apr-04	TITLE RP-TNC JACK, BULKHEAD FRONT MOUNT, SEALED FOR RG-316		Amphenol RF Danbury, CT, USA Tainan, Taiwan Shenzhen, China www.amphenolrf.com	
	REFERENCE 611X-4158-100	ENGINEER B.C. GLEISSNER	DATE 15-Mar-04				
NOTICE - These drawings, specifications, or other data (1) are, and remain the property of Amphenol Corp. (2) must be returned upon request; and (3) are confidential and not to be disclosed to any person other than those to whom they are given by Amphenol Corp. The furnishing of these drawings, specifications, or other data by Amphenol Corp., or to any other person to anyone for any purpose is not to be regarded by implication or otherwise in any manner licensing, granting rights or permitting such holder or any other person to manufacture, use or sell any product, process or design, patented or otherwise, that may in any way be related to or disclosed by said drawings, specifications, or other data.	EAR# 1339 GEN# 611X-4158-X00	APPROVED O. BARTHELMES	DATE 4/28/04	CODE ID 74868	DWG SIZE B	DRAWING NO. 31-6213	SCALE: 4.0:1
							SHEET 2 OF 2

X-ON Electronics

Largest Supplier of Electrical and Electronic Components

Click to view similar products for [RF Connectors / Coaxial Connectors](#) category:

Click to view products by [Amphenol](#) manufacturer:

Other Similar products are found below :

[8915-1511-000](#) [89674-0827](#) [6001-7071-019](#) [6002-7051-003](#) [6002-7551-202](#) [6059674-1](#) [619550-1](#) [630059-000](#) [M39030/3-01N](#) [M3933/25-36N](#) [6500-7071-046](#) [6769](#) [CX050L2AQ](#) [7002-1542-011](#) [7004-1512-000](#) [7009-1511-004](#) [7010-1511-000](#) [7029-1511-060](#) [7101-1541-010](#) [7101-1571-002](#) [7105-1521-002](#) [7145-1521-002](#) [7203-1571-003](#) [7209-1511-011](#) [7210-1511-015](#) [7210-1511-019](#) [73137-5015](#) [73216-2241](#) [7325-1512-000](#) [73404-2300](#) [7405-1521-005](#) [7405-1521-802](#) [7406-1521-005](#) [8527](#) [8547](#) [FS11V](#) [8808-1511-001](#) [9049-9513-000](#) [9074-9513-000](#) [9101-9573-002](#) [910A205F](#) [9130-9573-002](#) [PL11SC-026](#) [PL375-33](#) [PL40-5](#) [PL71-9](#) [PL74C-221](#) [PL75MC-217](#) [PL803-7](#) [980-8666-005](#)