

NOTES:


- 1. MATERIALS AND FINISHES:
 BODY - BRASS, NICKEL PLATING
 CONTACT - BeCu, GOLD PLATING
 BULLET CONTACT - BRASS, GOLD PLATING
 INSULATOR - PTFE
 COUPLING NUT - BRASS, NICKEL PLATING
 GASKET - SILICONE RUBBER
 FERRULE - COPPER, NICKEL PLATING
 HEAT SHRINK TUBING - POLYOLEFIN
- 2. ELECTRICAL:
 A. IMPEDANCE: 50 OHM
 B. FREQUENCY RANGE: DC - 6 GHz
 C. VSWR(RETURN LOSS): 1.30 MAX. @ DC - 6 GHz
 D. DIELECTRIC WITHSTANDING VOLTAGE: 1000 VRMS, MIN.
- 3. MECHANICAL:
 A. DURABILITY: 500 CYCLES MIN.
 B. TEMPERATURE RANGE: -40° C TO +85° C
- 4. PACKAGING:
 A. QUANTITY: SINGLE PACK
 B. MARKING: BAG TO BE MARKED
 "AMPHENOL RF, 31-6923, AND DATE CODE"

- 5. CABLE ASSEMBLY INSTRUCTIONS:
 A. TRIM CABLE AS SHOWN.
 B. SLIDE HEAT SHRINK TUBING AND FERRULE ONTO CABLE.
 C. SLIDE INSULATOR DISC ONTO CABLE CENTER CONDUCTOR.
 D. SOLDER CABLE CENTER CONDUCTOR TO BULLET CONTACT.
 E. INSERT CABLE WITH DIELECTRIC ENTERING CONNECTOR AND BRAID OVER KNURL.
 F. CRIMP FERRULE OVER BRAID WITH 0.213" HEX DIE.
 G. APPLY HEAT SHRINK TUBING OVER FERRULE.
 H. HEAT SHRINK TUBING SHOULD FULLY (360 DEG) COVER THE BUMP ON BODY AND END WITHIN AREA "A".

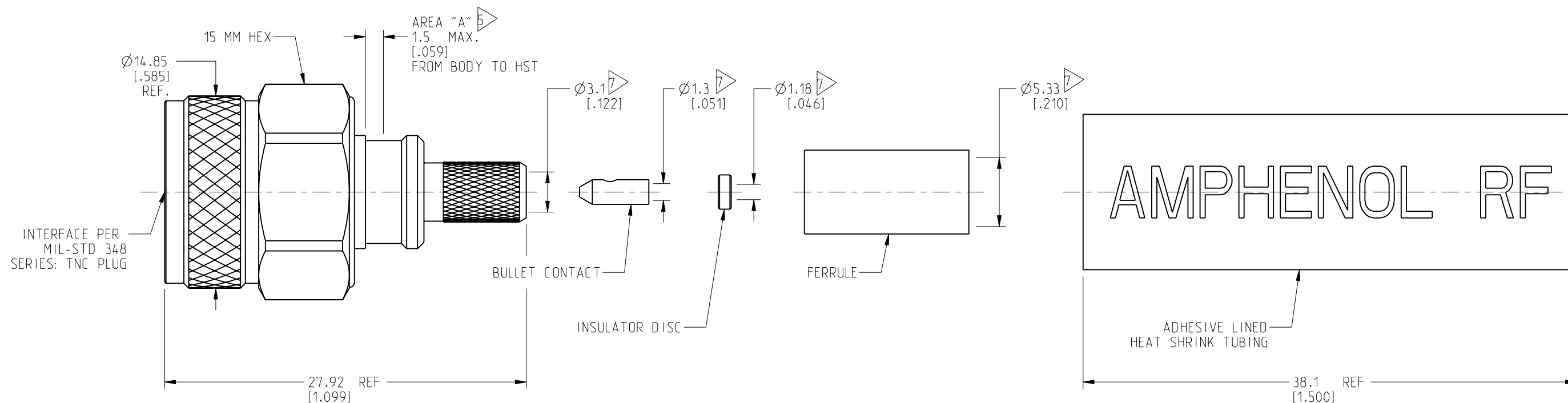
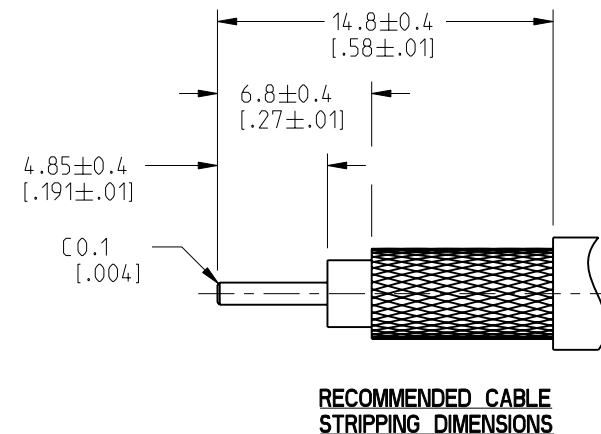
6. RECOMMENDED COUPLING TORQUE : 4-6 IN.-LBS.

7. SHOWS CABLE ENTRY DIMENSIONS.

REVISIONS				
REV	DESCRIPTION	DATE	ECN	APPR
A	RELEASE TO MFG.	10-DEC-20	15432	S.HSIEH



SCALE 1.000



CUSTOMER OUTLINE DRAWING
 ALL OTHER SHEETS ARE FOR INTERNAL USE ONLY

NOTICE: These drawings, specifications, or other data (1) are, and remain the property of Amphenol corp. (2) must be returned upon request; and (3) are confidential and not to be disclosed to any person other than those to whom they are given by Amphenol Corp. The furnishing of these drawings, specifications, or other data by Amphenol Corp., or to any other person to anyone for any purpose is not to be regarded by implication or otherwise in any manner licensing, granting rights to permitting such holder or any other person to manufacture, use or sell any product, process or design, patented or otherwise, that may in any way be related to or disclosed by said drawings, specifications, or other data.		UNLESS OTHERWISE SPECIFIED DIMENSIONS ARE METRIC (INCHES) AND TOLERANCES ARE: <0.5mm = ±0.05mm [± 0.002] >0.5 - 6mm = ±0.1mm [$\pm 0.020 - 0.236 = \pm 0.004$] >6.00 - 30mm = ±0.2mm [$\pm 0.236 - 1.181 = \pm 0.008$] >30.00 - 120mm = ±0.3mm [$\pm 1.181 - 4.725 = \pm 0.012$] ANGLES = ±1°		MATERIAL SEE NOTES		TITLE TNC STR PLUG IP67 FOR RG-58 CABLE		Amphenol RF	
THIRD ANGLE PROJ.		REFERENCE 31-6614		EAR# 10078		ENGINEER E.W.U		DATE 4-DEC-20	
SHEET NO. 2 OF 2		SCALE: 3.0:1.0		DRAWING NO. 31-6923		ITEM NO. 31-6923		PART NO. 31-6923	

X-ON Electronics

Largest Supplier of Electrical and Electronic Components

Click to view similar products for [RF Connectors / Coaxial Connectors](#) category:

Click to view products by [Amphenol](#) manufacturer:

Other Similar products are found below :

[8915-1511-000](#) [89674-0827](#) [6001-7071-019](#) [6002-7051-003](#) [6002-7551-202](#) [6059674-1](#) [619550-1](#) [630059-000](#) [M39030/3-01N](#) [M3933/25-36N](#) [6500-7071-046](#) [6769](#) [CX050L2AQ](#) [7002-1542-011](#) [7004-1512-000](#) [7009-1511-004](#) [7010-1511-000](#) [7029-1511-060](#) [7101-1541-010](#) [7101-1571-002](#) [7105-1521-002](#) [7145-1521-002](#) [7203-1571-003](#) [7209-1511-011](#) [7210-1511-015](#) [7210-1511-019](#) [73137-5015](#) [73216-2241](#) [7325-1512-000](#) [73404-2300](#) [7405-1521-005](#) [7405-1521-802](#) [7406-1521-005](#) [8527](#) [8547](#) [FS11V](#) [8808-1511-001](#) [9049-9513-000](#) [9074-9513-000](#) [9101-9573-002](#) [910A205F](#) [9130-9573-002](#) [PL11SC-026](#) [PL375-33](#) [PL40-5](#) [PL71-9](#) [PL74C-221](#) [PL75MC-217](#) [PL803-7](#) [980-8666-005](#)