

NOTES:

1. MATERIALS AND FINISHES:
 BODY - BRASS, NICKEL PLATING
 CONTACT - BeCu, GOLD PLATING
 BULLET CONTACT - BRASS, GOLD PLATING
 INSULATOR - PTFE NATURAL
 SHELL - ZINC ALLOY, NICKEL PLATING
 GASKET - SILICONE RUBBER RED
 FERRULE - SEAMLESS COPPER, NICKEL PLATING
 HEAT SHRINK TUBING - POLYOLEFIN BLACK
2. ELECTRICAL:
 A. IMPEDANCE: 50 OHM
 B. FREQUENCY RANGE: DC - 6 GHz
 C. VSWR(RETURN LOSS): 1.30 MAX. @ DC - 6 GHz
 D. DIELECTRIC WITHSTANDING VOLTAGE: 1000 VRMS, MIN.
3. MECHANICAL:
 A. DURABILITY: 500 CYCLES MIN.
 B. TEMPERATURE RANGE: -40° C TO +85° C
4. PACKAGING:
 A. QUANTITY: SINGLE PACK
 B. MARKING: BAG TO BE MARKED
 "AMPHENOL RF, 31-6924, DATE CODE"

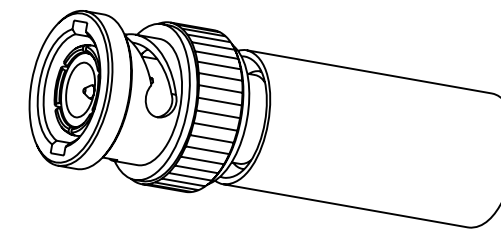
CABLE ASSEMBLY INSTRUCTIONS:

- A. TRIM CABLE AS SHOWN.
- B. SLIDE HEAT SHRINK TUBING, FERRULE AND INSULATOR DISC ONTO CABLE.
- C. SOLDER CABLE CENTER CONDUCTOR TO BULLET CONTACT.
- D. INSERT CABLE WITH FOIL ENTERING CONNECTOR AND BRAID OVER KNURL.
- E. CRIMP FERRULE OVER BRAID WITH .216" HEX DIE.
- F. APPLY HEAT SHRINK TUBING OVER FERRULE.
- G. HEAT SHRINK TUBING SHOULD FULLY (360 DEG) COVER THE BUMP ON BODY AND END WITHIN AREA "A"

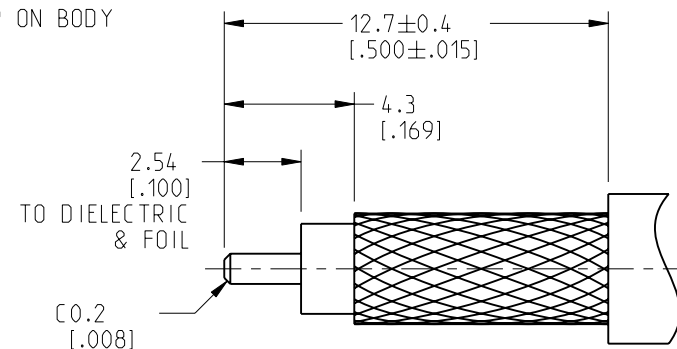
6. CONNECTOR RATED TO IP-67.

SHOWS CABLE ENTRY DIMENSIONS.

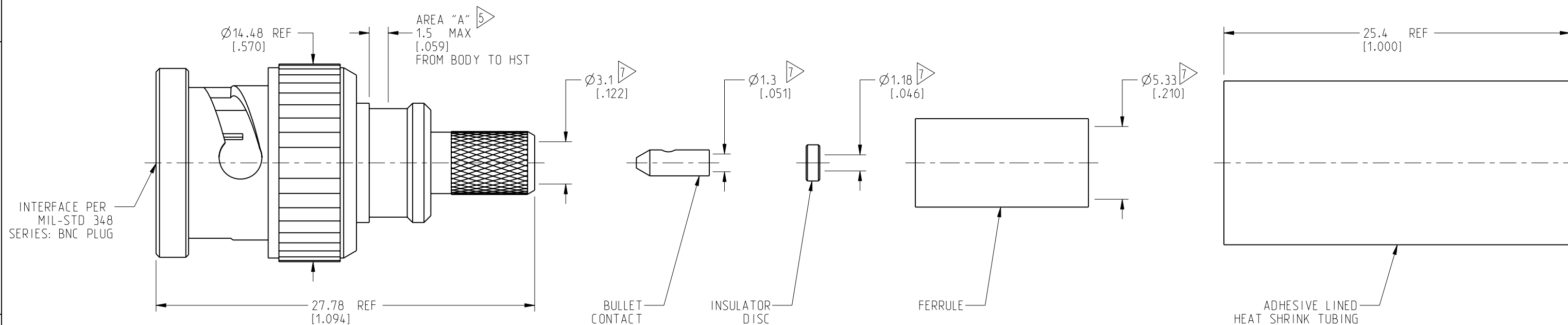
REVISIONS				
REV	DESCRIPTION	DATE	ECN	APPR
A	RELEASE TO MFG.	16-Dec-20	15443	SH



SCALE 1.500



RECOMMENDED CABLE STRIPPING DIM'S



CUSTOMER OUTLINE DRAWING

ALL OTHER SHEETS ARE FOR INTERNAL USE ONLY

NOTICE: These drawings, specifications, or other data (1) are, and remain the property of Amphenol corp. (2) must be returned upon request; and (3) are confidential and not to be disclosed to any person other than those to whom they are given by Amphenol Corp. The furnishing of these drawings, specifications, or other data by Amphenol Corp., or to any other person to anyone for any purpose is not to be regarded by implication or otherwise in any manner licensing, granting rights to permitting such holder or any other person to manufacture, use or sell any product, process or design, patented or otherwise, that may in any way be related to or disclosed by said drawings, specifications, or other data.		UNLESS OTHERWISE SPECIFIED DIMENSIONS ARE METRIC (INCHES) AND TOLERANCES ARE: <0.5mm = ±0.05mm [$<0.020 = \pm 0.002$] >0.5 - 6mm = ±0.1mm [$>0.020 - 0.236 = \pm 0.004$] >6.00 - 30mm = ±0.2mm [$>0.236 - 1.181 = \pm 0.008$] >30.00 - 120mm = ±0.3mm [$>1.181 - 4.725 = \pm 0.012$] ANGLES = ±1°		MATERIAL SEE NOTES		TITLE BNC STR PLUG IP67 FOR RG-58 CABLE		Amphenol RF	
THIRD ANGLE PROJ.		REFERENCE 31-6614		EAR# 10077		ENGINEER WIKI		DATE 14-Dec-20	
				SHEET NO. 2 OF 2		SCALE: 3.5:1.0		DRAWING NO. 31-6924 ITEM NO. 31-6924 PART NO. 31-6924	
								REV A	

X-ON Electronics

Largest Supplier of Electrical and Electronic Components

Click to view similar products for [RF Connectors / Coaxial Connectors](#) category:

Click to view products by [Amphenol](#) manufacturer:

Other Similar products are found below :

[8915-1511-000](#) [89674-0827](#) [6001-7071-019](#) [6002-7051-003](#) [6002-7551-202](#) [6059674-1](#) [619550-1](#) [630059-000](#) [M39030/3-01N](#) [M3933/25-36N](#) [6500-7071-046](#) [6769](#) [CX050L2AQ](#) [7002-1542-011](#) [7004-1512-000](#) [7009-1511-004](#) [7010-1511-000](#) [7029-1511-060](#) [7101-1541-010](#) [7101-1571-002](#) [7105-1521-002](#) [7145-1521-002](#) [7203-1571-003](#) [7209-1511-011](#) [7210-1511-015](#) [7210-1511-019](#) [73137-5015](#) [73216-2241](#) [7325-1512-000](#) [73404-2300](#) [7405-1521-005](#) [7405-1521-802](#) [7406-1521-005](#) [8527](#) [8547](#) [FS11V](#) [8808-1511-001](#) [9049-9513-000](#) [9074-9513-000](#) [9101-9573-002](#) [910A205F](#) [9130-9573-002](#) [PL11SC-026](#) [PL375-33](#) [PL40-5](#) [PL71-9](#) [PL74C-221](#) [PL75MC-217](#) [PL803-7](#) [980-8666-005](#)