

NOTES:

1. MATERIALS AND FINISHES:

BODY, BODY REAR, HEX NUT, & LOCK WASHER - BRASS, NICKEL PLATING
 INSULATOR - PEEK, NATURAL
 CONTACT - BeCu, GOLD PLATING
 BULLET CONTACT - BRASS, GOLD PLATING
 FERRULE - COPPER, NICKEL PLATING
 O-RING & GASKET - SILICONE RUBBER, RED

2. ELECTRICAL:

A. IMPEDANCE: 50 OHM
 B. FREQUENCY RANGE: DC - 6 GHz
 C. VSWR(RETURN LOSS): 1.30 MAX. @ DC - 6 GHz
 D. DIELECTRIC WITHSTANDING VOLTAGE: 1000 VRMS, MIN.

3. MECHANICAL:

A. DURABILITY: 500 CYCLES MIN.
 B. TEMPERATURE RANGE: -65°C TO +165°C

4. PACKAGING:

A. QUANTITY: SINGLE PACK
 B. MARKING: BAG TO BE MARKED "AMPHENOL RF, 31-6929, AND DATE CODE"

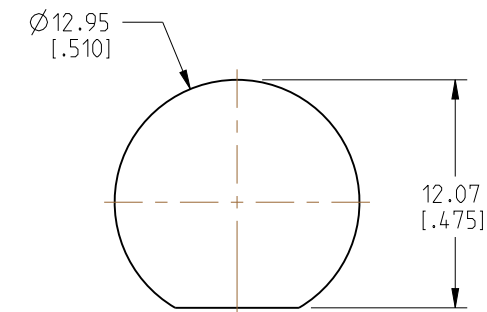
5. SEALING: TNC STR BHD JACK MEETS IP 67 SEALING REQUIREMENTS IN UNMATED CONDITION.

6. CABLE ASSEMBLY INSTRUCTIONS:

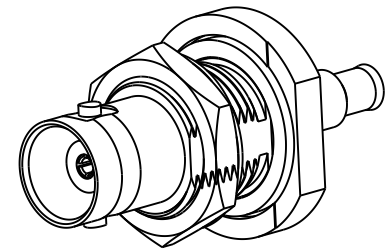
A. TRIM CABLE AS SHOWN
 B. SLIDE FERRULE ONTO CABLE
 C. SOLDER BULLET CONTACT TO CABLE CENTER CONDUCTOR.
 D. INSERT CABLE WITH FOIL ENTERING CONNECTOR AND BRAID OVER KNURL.
 E. CRIMP FERRULE OVER BRAID WITH 0.128" HEX DIE.

7 SHOWS CABLE ENTRY DIMENSIONS.

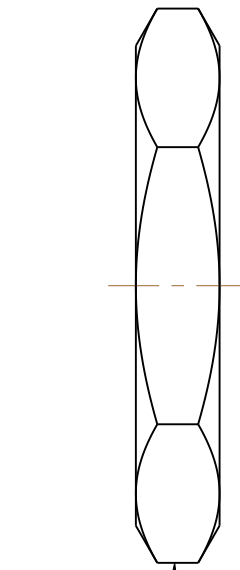
REVISIONS				
REV	DESCRIPTION	DATE	ECN	APPR
A	RELEASE TO MFG.	03-SEP-20	15326	SV



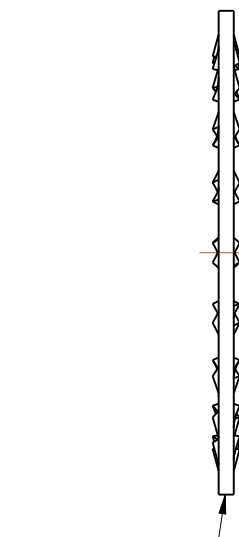
RECOMMENDED MOUNTING HOLE DIMENSIONS



SCALE 1.500

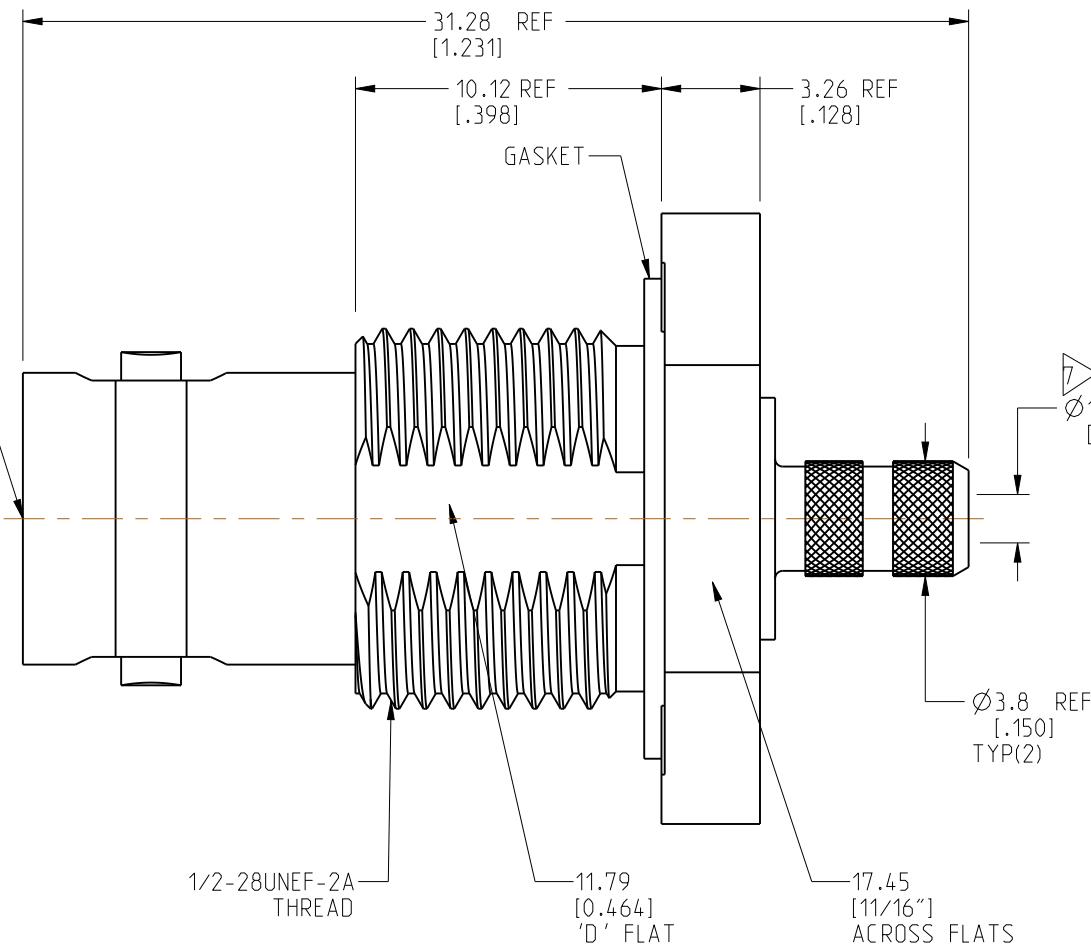


15.88 HEX [5/8"]



LOCK WASHER

INTERFACE PER MIL-STD-348 SERIES: BNC JACK

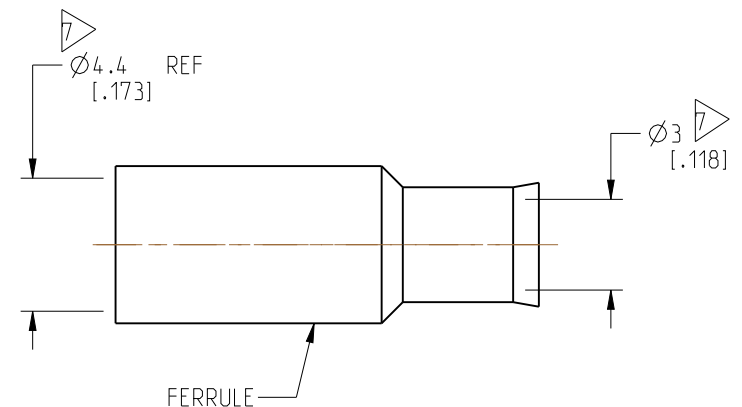


Ø1.6 [.063]

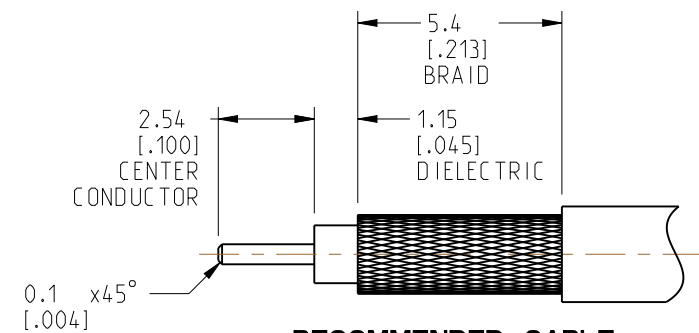
Ø0.61 [.024]

Ø3.8 REF [.150] TYP(2)

BULLET CONTACT



FERRULE



RECOMMENDED CABLE STRIPPING DIMENSIONS

CUSTOMER OUTLINE DRAWING

ALL OTHER SHEETS ARE FOR INTERNAL USE ONLY

NOTICE: These drawings, specifications, or other data (1) are, and remain the property of Amphenol corp. (2) must be returned upon request; and (3) are confidential and not to be disclosed to any person other than those to whom they are given by Amphenol Corp. The furnishing of these drawings, specifications, or other data by Amphenol Corp., or to any other person to anyone for any purpose is not to be regarded by implication or otherwise in any manner licensing, granting rights to permitting such holder or any other person to manufacture, use or sell any product, process or design, patented or otherwise, that may in any way be related to or disclosed by said drawings, specifications, or other data.

UNLESS OTHERWISE SPECIFIED DIMENSIONS ARE METRIC (INCHES) AND TOLERANCES ARE:
 <0.5mm = ±0.05mm [± 0.002]
 >0.5 - 6mm = ±0.1mm [$\pm 0.020 - 0.236 = \pm 0.004$]
 >6.00 - 30mm = ±0.2mm [$\pm 0.236 - 1.181 = \pm 0.008$]
 >30.00 - 120mm = ±0.3mm [$\pm 1.181 - 4.725 = \pm 0.012$]

MATERIAL
 TITLE
 BNC BHD JACK IP67 SEALED FOR RG-174/U, RG-188/U, & RG-316 CABLE
 ENGINEER S.VO
 DATE 01-SEP-20

SHEET NO. 2 OF 2
 SCALE: 4.0:1.0

Amphenol RF		SIZE	DRAWING NO. 31-6929	REV A
			ITEM NO. 31-6929	
			PART NO. 31-6929	

THIRD ANGLE PROJ.

REFERENCE 31-6791
 EAR# 7640

ANGLES = ±1°

X-ON Electronics

Largest Supplier of Electrical and Electronic Components

Click to view similar products for [RF Connectors / Coaxial Connectors](#) category:

Click to view products by [Amphenol](#) manufacturer:

Other Similar products are found below :

[8915-1511-000](#) [89674-0827](#) [6001-7071-019](#) [6002-7051-003](#) [6002-7551-202](#) [6059674-1](#) [619550-1](#) [630059-000](#) [M39030/3-01N](#) [M3933/25-36N](#) [6500-7071-046](#) [6769](#) [CX050L2AQ](#) [7002-1542-011](#) [7004-1512-000](#) [7009-1511-004](#) [7010-1511-000](#) [7029-1511-060](#) [7101-1541-010](#) [7101-1571-002](#) [7105-1521-002](#) [7145-1521-002](#) [7203-1571-003](#) [7209-1511-011](#) [7210-1511-015](#) [7210-1511-019](#) [73137-5015](#) [73216-2241](#) [7325-1512-000](#) [73404-2300](#) [7405-1521-005](#) [7405-1521-802](#) [7406-1521-005](#) [8527](#) [8547](#) [FS11V](#) [8808-1511-001](#) [9049-9513-000](#) [9074-9513-000](#) [9101-9573-002](#) [910A205F](#) [9130-9573-002](#) [PL11SC-026](#) [PL375-33](#) [PL40-5](#) [PL71-9](#) [PL74C-221](#) [PL75MC-217](#) [PL803-7](#) [980-8666-005](#)