

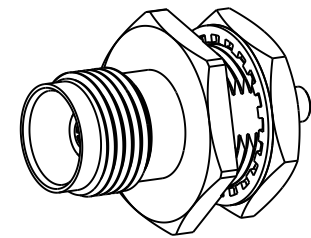
NOTES:

- 1. MATERIALS AND FINISHES:  
 BODY, INNER FERRULE, HEX NUT, SLEEVE & LOCK WASHER - BRASS, NICKEL PLATING  
 CONTACT - BeCu, GOLD PLATING  
 BULLET CONTACT - BRASS, GOLD PLATING  
 INSULATOR AND INSULATOR DISC - PTFE, NATURAL  
 O-RING AND GASKET - SILICONE RUBBER, RED
- 2. ELECTRICAL:  
 A. IMPEDANCE: 50 OHM  
 B. FREQUENCY RANGE: DC - 9 GHz  
 C. VSWR: 1.30 MAX. @ DC - 3 GHz  
 1.40 MAX. @ 3 - 9 GHz  
 D. DIELECTRIC WITHSTANDING VOLTAGE: 500 VRMS, MIN.
- 3. MECHANICAL:  
 A. DURABILITY: 500 CYCLES MIN.  
 B. TEMPERATURE RANGE: -65°C TO +165°C  
 C. SEALING: MEETS IP-67 REQUIREMENTS IN UNMATED CONDITION

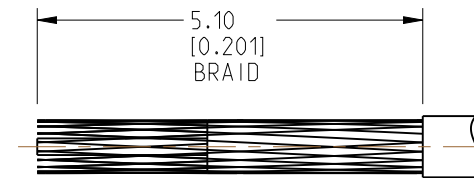
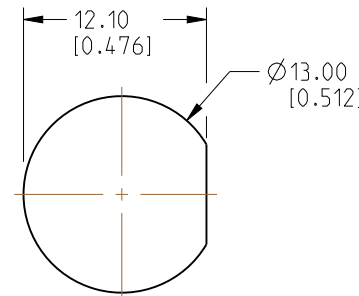
- 4. PACKAGING:  
 A. QUANTITY: SINGLE PACK  
 B. MARKING: PACKAGING TO BE MARKED  
 "AMPHENOL RF, 31-7001 & DATE CODE"
- 5. CABLE ASSEMBLY INSTRUCTIONS:  
 A. TRIM CABLE AS SHOWN.  
 B. INSERT CABLE THROUGH INNER FERRULE AND PEEL BRAID BACK, OVER INNER FERRULE.  
 C. INSTALL SLEEVE AND INSULATOR DISC OVER CABLE, BOTTOMING ON INNER FERRULE.  
 D. SOLDER BULLET CONTACT TO CABLE CENTER CONDUCTOR, BOTTOMING ON INSULATOR DISC.  
 E. INSERT CABLE INTO CONNECTOR UNTIL IT BOTTOMS.  
 F. CRIMP BODY OVER INNER FERRULE USING 0.105" HEX

6 SHOWS CABLE ENTRY DIMENSIONS.

REVISIONS				
REV	DESCRIPTION	DATE	ECN	BY
A	RELEASE TO MFG.	02-FEB-23	16553	SH

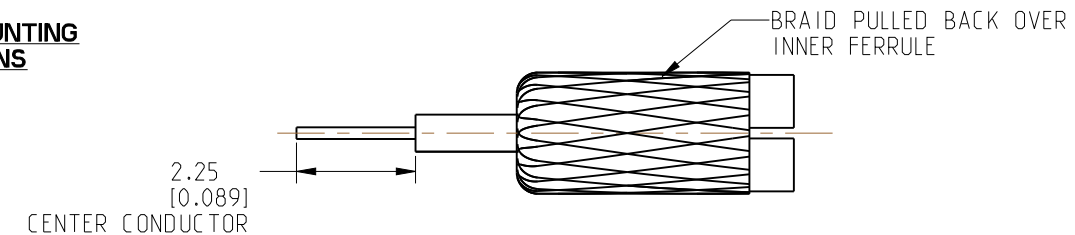


SCALE 1.500

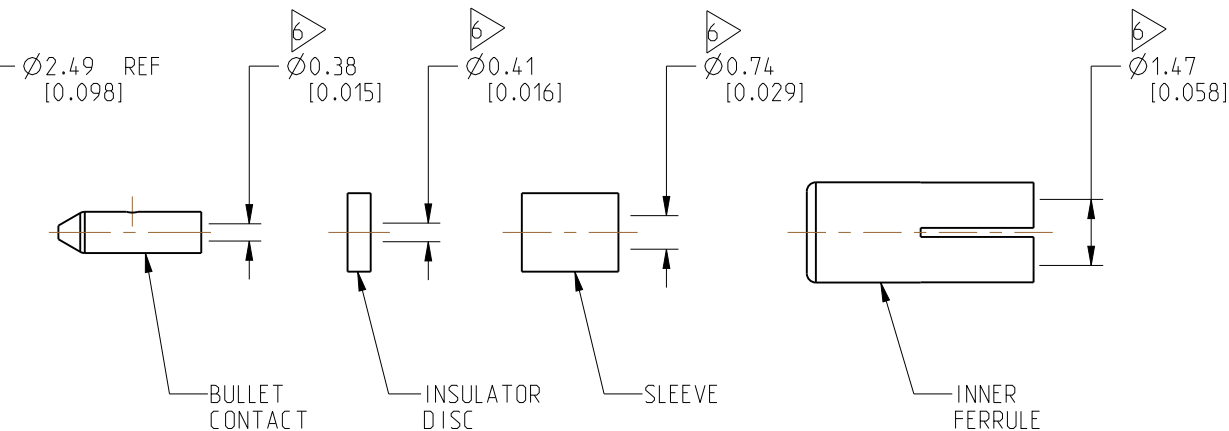
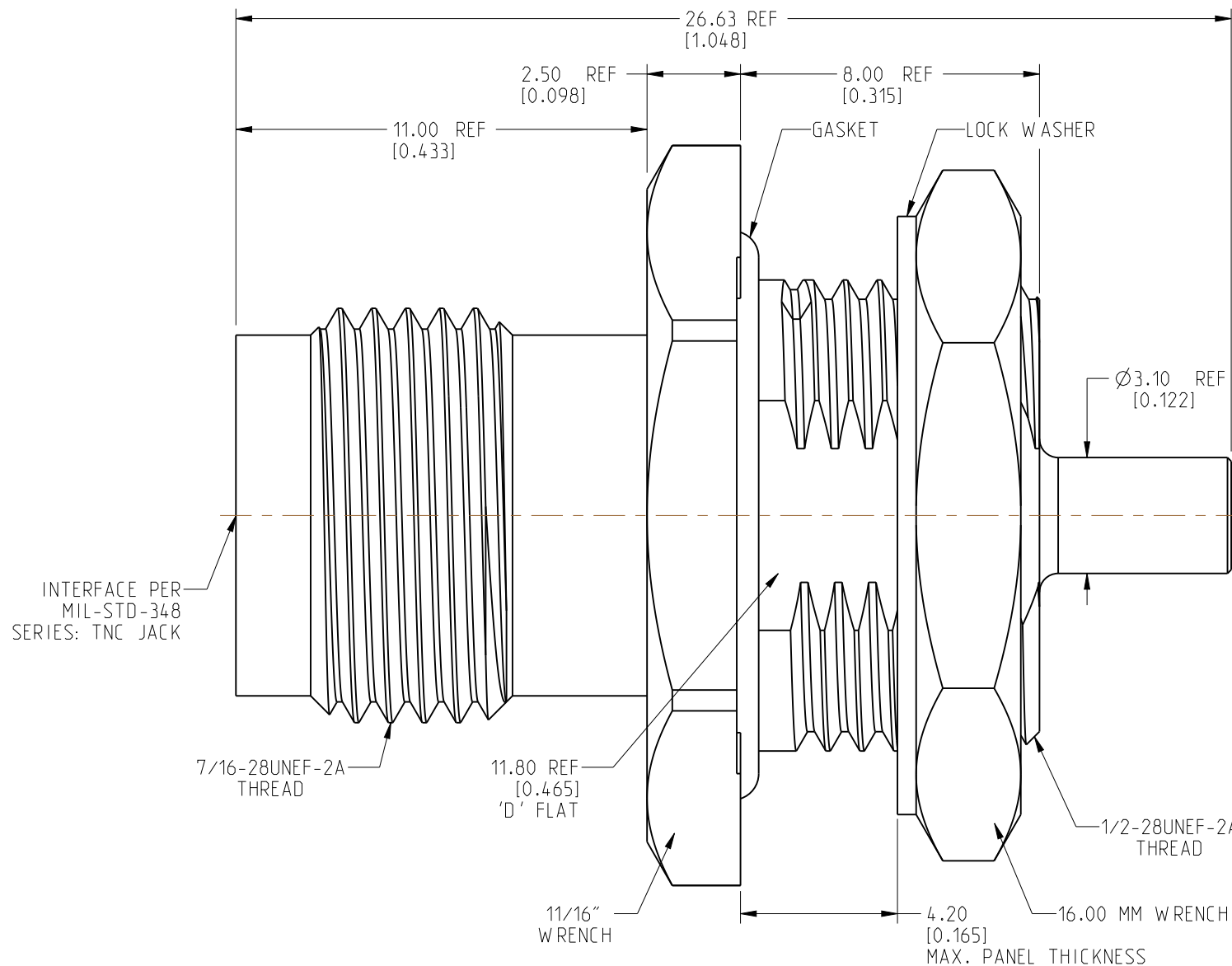


RECOMMENDED CABLE STRIPPING DIMENSIONS (TRIM 1)

RECOMMENDED MOUNTING HOLE DIMENSIONS



RECOMMENDED CABLE STRIPPING DIMENSIONS (TRIM 2)



CUSTOMER OUTLINE DRAWING ALL OTHER SHEETS ARE FOR INTERNAL USE ONLY

NOTICE: These drawings, specifications, or other data (1) are, and remain the property of Amphenol corp. (2) must be returned upon request; and (3) are confidential and not to be disclosed to any person other than those to whom they are given by Amphenol Corp. The furnishing of these drawings, specifications, or other data by Amphenol Corp., or to any other person to anyone for any purpose is not to be regarded by implication or otherwise in any manner licensing, granting rights to permitting such holder or any other person to manufacture, use or sell any product, process or design, patented or otherwise, that may in any way be related to or disclosed by said drawings, specifications, or other data.

UNLESS OTHERWISE SPECIFIED DIMENSIONS ARE METRIC (INCHES) AND TOLERANCES ARE:  
 <0.5mm = ±0.05mm [ $\pm 0.020 = \pm 0.002$ ]  
 0.5 - 6mm = ±0.1mm [ $\pm 0.020 - 0.236 = \pm 0.004$ ]  
 >6.00 - 30mm = ±0.2mm [ $\pm 0.236 - 1.181 = \pm 0.008$ ]  
 >30.00 - 120mm = ±0.3mm [ $\pm 1.181 - 4.725 = \pm 0.012$ ]

MATERIAL: SEE NOTES  
 ENGR.1 VIJI K ENGR.2 M.ZHANG DATE 23-DEC-22

TITLE: TNC STR BHD JACK FRONT MOUNT IP 67 FOR 1.32 MM DS CABLE  
 SHEET NO. 2 OF 2 SCALE: 6.0:1.0

SIZE B		DRAWING NO. 31-7001		REV A
		ITEM NO. 31-7001		
		PART NO. 31-7001		

THIRD ANGLE PROJ.

REFERENCE

EAR# 10560

ANGLES = ±1°

## X-ON Electronics

Largest Supplier of Electrical and Electronic Components

*Click to view similar products for [RF Connectors](#) / [Coaxial Connectors](#) category:*

*Click to view products by [Amphenol](#) manufacturer:*

Other Similar products are found below :

[89674-0827](#) [6059674-1](#) [630059-000](#) [6501-1071-002](#) [6769](#) [7002-1541-010](#) [7002-1572-002](#) [7004-1512-000](#) [7009-1511-004](#) [7101-1541-010](#)  
[7101-1571-002](#) [7105-1521-002](#) [7203-1571-003](#) [7209-1511-011](#) [7210-1511-040](#) [7242-1511-000](#) [7405-1521-005](#) [7405-1521-802](#)  
[804S01D04M040](#) [8527](#) [8547](#) [FS11V](#) [877931](#) [8808-1511-001](#) [9049-9513-000](#) [9074-9513-000](#) [PL11C-026](#) [PL40-36](#) [9408-1113-000](#) [980-](#)  
[8666-005](#) [11 SMA-50-2-6 / 111 NE](#) [11 SMA-50-3-6 / 111 NE](#) [1-201144-1](#) [120919](#) [R107003010W](#) [R112186000](#) [R113053000W](#) [R113082097](#)  
[R113236000](#) [R114083000](#) [R114670000W](#) [R123415000W](#) [R124076320](#) [R124076450](#) [R124175123](#) [R125075000W](#) [R125075001](#)  
[R125172000W](#) [R125415030](#) [R141007161](#)