

NOTES:

1. MATERIALS AND FINISHES:
 BODY, HEX NUT AND LOCK WASHER - BRASS, NICKEL PLATING
 CONTACT - BeCu, GOLD PLATING
 BULLET CONTACT - BRASS, GOLD PLATING
 INSULATOR - PTFE, NATURAL
 O-RING AND GASKET - SILICONE RUBBER, RED
 FERRULE - COPPER, NICKEL PLATING

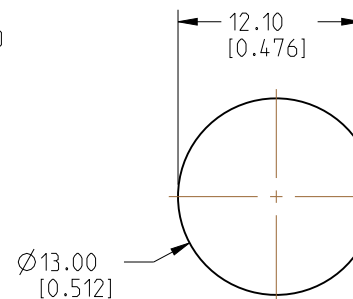
2. ELECTRICAL:
 A. IMPEDANCE: 50 OHM
 B. FREQUENCY RANGE: DC - 9 GHz
 C. VSWR: 1.30 MAX. @ DC - 3 GHz
 1.40 MAX. @ 3 - 6 GHz
 1.50 MAX. @ 6 - 9 GHz
 D. DIELECTRIC WITHSTANDING VOLTAGE: 500 VRMS, MIN.

3. MECHANICAL:
 A. DURABILITY: 500 CYCLES MIN.
 B. TEMPERATURE RANGE: -65°C TO +165°C
 C. SEALING MEETS IP-67 REQUIREMENTS IN UNMATED CONDITION

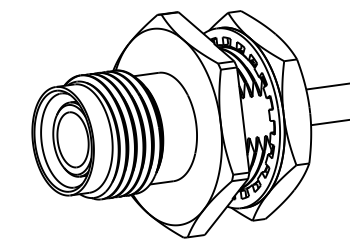
4. PACKAGING:
 A. QUANTITY: SINGLE PACK
 B. MARKING: PACKAGING TO BE MARKED
 "AMPHENOL RF, 31-7011 AND DATE CODE"
 C. GASKET, LOCK WASHER, HEX NUT, BULLET CONTACT AND
 FERRULE ARE PACKAGED LOOSE.
5. CABLE ASSEMBLY INSTRUCTIONS:
 A. TRIM CABLE AS SHOWN.
 B. SLIDE FERRULE ONTO CABLE.
 C. SOLDER CABLE CENTER CONDUCTOR TO BULLET CONTACT.
 D. INSERT CABLE WITH FOIL ENTERING CONNECTOR AND
 BRAID OVER KNURL.
 E. CRIMP FERRULE OVER BRAID WITH 0.105" HEX.

6. SHOWS CABLE ENTRY DIMENSIONS.

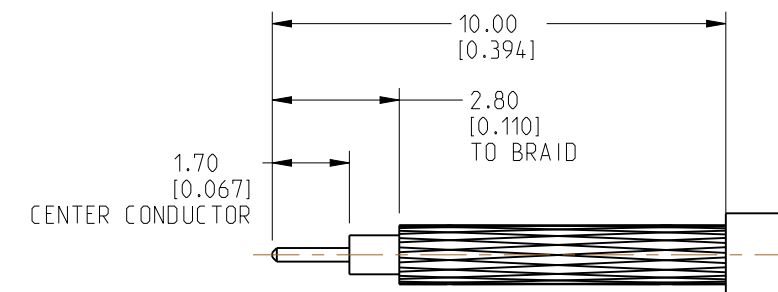
REVISIONS				
REV	DESCRIPTION	DATE	ECN	BY
A	RELEASE TO MFG.	16-NOV-23	16821	SH



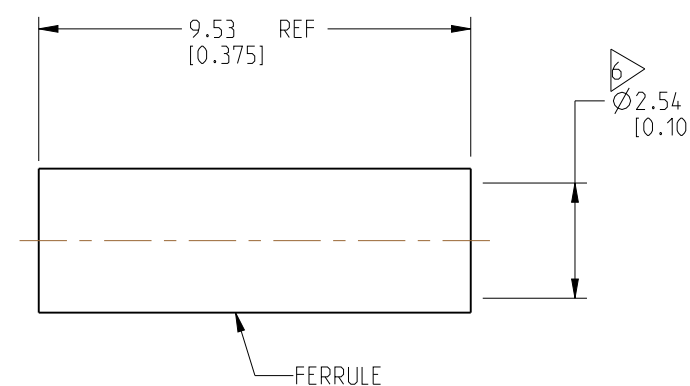
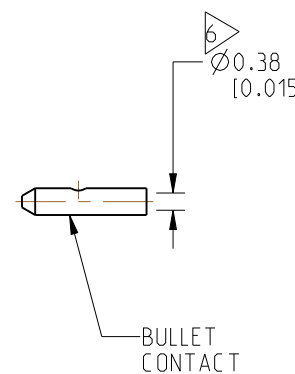
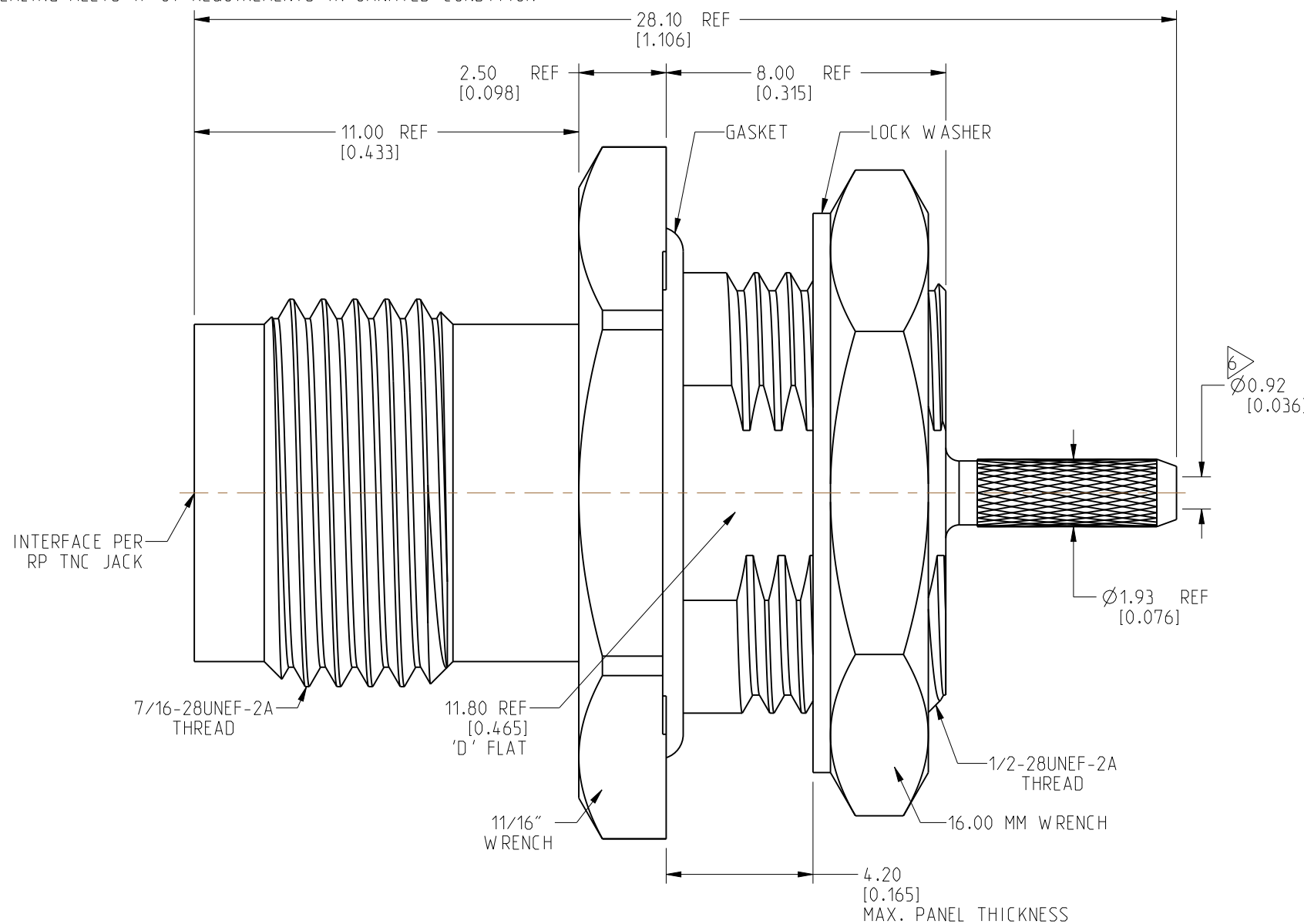
RECOMMENDED MOUNTING HOLE DIMENSIONS



SCALE 1.500



RECOMMENDED CABLE STRIPPING DIMENSIONS



CUSTOMER OUTLINE DRAWING

ALL OTHER SHEETS ARE FOR INTERNAL USE ONLY

NOTICE: These drawings, specifications, or other data (1) are, and remain the property of Amphenol corp. (2) must be returned upon request; and (3) are confidential and not to be disclosed to any person other than those to whom they are given by Amphenol Corp. The furnishing of these drawings, specifications, or other data by Amphenol Corp., or to any other person to anyone for any purpose is not to be regarded by implication or otherwise in any manner licensing, granting rights to permitting such holder or any other person to manufacture, use or sell any product, process or design, patented or otherwise, that may in any way be related to or disclosed by said drawings, specifications, or other data.

UNLESS OTHERWISE SPECIFIED DIMENSIONS ARE METRIC (INCHES) AND TOLERANCES ARE:
 <0.5mm = ±0.05mm [-0.020 = ±0.002]
 >0.5 - 6mm = ±0.1mm [-0.020 - 0.236 = ±0.004]
 >6.00 - 30mm = ±0.2mm [-0.236 - 1.181 = ±0.008]
 >30.00 - 120mm = ±0.3mm [-1.181 - 4.725 = ±0.012]

MATERIAL: SEE NOTES
 ENGR.1 SASI D ENGR.2 JACK LIANG DATE 28-APR-21

TITLE: RP TNC STR BHD JACK FRONT MOUNT IP 67 FOR RG 178 CABLE
 SHEET NO. 2 OF 2 SCALE: 6.0:1.0

Amphenol RF
 DRAWING NO. 31-7011
 ITEM NO. 31-7011
 PART NO. 31-7011
 REV A

THIRD ANGLE PROJ.

REFERENCE EAR# 10560

ANGLES = ±1°

X-ON Electronics

Largest Supplier of Electrical and Electronic Components

Click to view similar products for [RF Connectors / Coaxial Connectors](#) category:

Click to view products by [Amphenol](#) manufacturer:

Other Similar products are found below :

[89674-0827](#) [6059674-1](#) [630059-000](#) [6501-1071-002](#) [6769](#) [7002-1541-010](#) [7002-1572-002](#) [7004-1512-000](#) [7009-1511-004](#) [7101-1541-010](#)
[7101-1571-002](#) [7105-1521-002](#) [7203-1571-003](#) [7209-1511-011](#) [7210-1511-040](#) [7242-1511-000](#) [7405-1521-005](#) [7405-1521-802](#)
[804S01D04M040](#) [8527](#) [8547](#) [FS11V](#) [877931](#) [8808-1511-001](#) [9049-9513-000](#) [9074-9513-000](#) [PL11C-026](#) [PL40-36](#) [9408-1113-000](#) [980-](#)
[8666-005](#) [11 SMA-50-2-6 / 111 NE](#) [11 SMA-50-3-6 / 111 NE](#) [1-201144-1](#) [120919](#) [R107003010W](#) [R112186000](#) [R113053000W](#) [R113082097](#)
[R113236000](#) [R114083000](#) [R114670000W](#) [R123415000W](#) [R124076320](#) [R124076450](#) [R124175123](#) [R125075000W](#) [R125075001](#)
[R125172000W](#) [R125415030](#) [R141007161](#)