

NOTES:

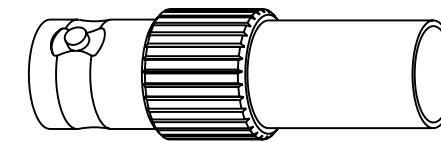
1. MATERIALS AND FINISHES:
 BODY - BRASS, NICKEL PLATING
 CONTACT PIN - PHOSPHOR BRONZE, GOLD PLATING
 INSULATORS - PTFE, NATURAL
 LOCK RING - BRASS, NICKEL PLATING
 FERRULE - BRASS, NICKEL PLATING
2. ELECTRICAL:
 A. IMPEDANCE: 75 OHM
 B. FREQUENCY RANGE: DC - 12 GHz
 C. RETURN LOSS (VSWR): -20dB (1.2) MAX. @ DC-6GHz
 -15dB (1.43) MAX. @ 6-12GHz
 D. DIELECTRIC WITHSTANDING VOLTAGE: 1500 VRMS, MIN.
3. MECHANICAL:
 A. DURABILITY: 500 CYCLES MIN.
 B. TEMPERATURE RANGE: -65°C TO +165°C
4. CABLE ASSEMBLY INSTRUCTIONS
 A. TRIM CABLE AS SHOWN
 B. SLIDE INSULATOR DISC ONTO CABLE CENTER CONDUCTOR
 C. CRIMP CONTACT TO CABLE CENTER CONDUCTOR WITH A .068" HEX DIE
 D. CRIMP FERRULE WITH .324" HEX DIE

5 SHOWS CABLE ENTRY DIMENSIONS

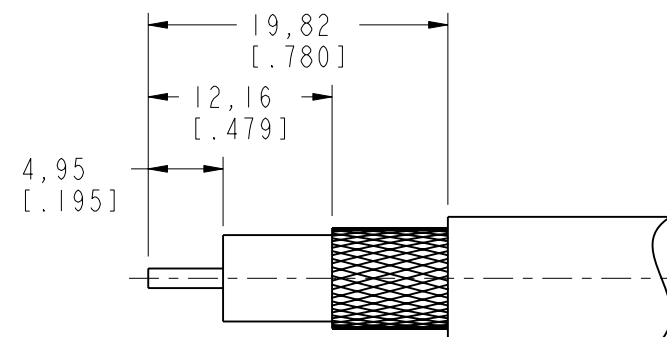
6. PACKAGING:
 A. QUANTITY: SINGLE PACK
 B. BAG TO BE MARKED: AMPHENOL RF
 31-70553-12G
 YYWW

THIRD ANGLE PROJ.

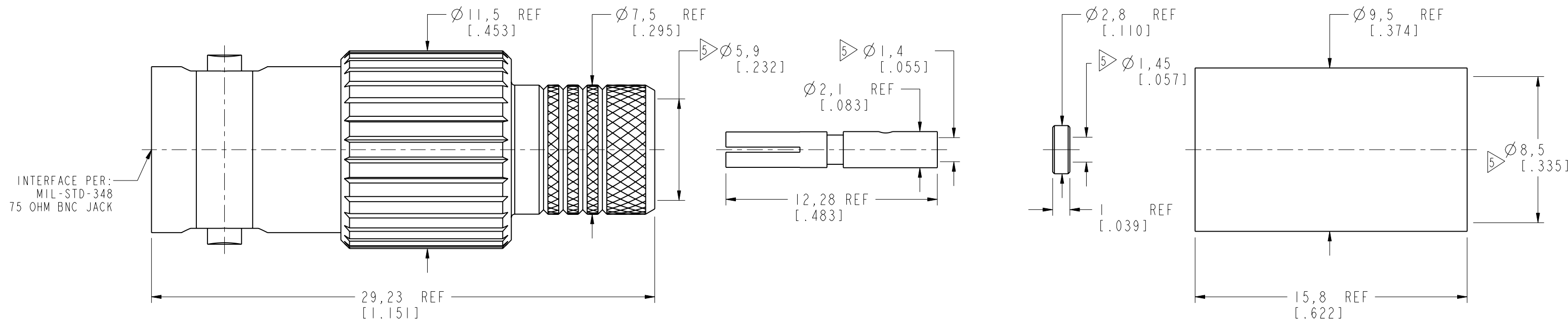
		REVISIONS		
REV	DESCRIPTION	DATE	ECN	APPR
A	RELEASE TO MFG.	25-Oct-18	09442	SV



SCALE 1.500



**RECOMMENDED
 CABLE STRIPPING DIMENSIONS**



CUSTOMER OUTLINE DRAWING

ALL OTHER SHEETS ARE FOR INTERNAL USE ONLY

UNLESS OTHERWISE SPECIFIED, DIMENSIONS ARE IN METRIC AND TOLERANCES ARE: <0.5mm ±0.05mm 0.5 - 6mm ±0.1mm 6 - 30mm ±0.2mm 30 - 120mm ±0.3mm ANGLES ±1°	MATERIAL SEE NOTES	DRAWN M. ZHANG	DATE 25-Oct-18	TITLE BNC CRIMP JACK-75 OHM (CANARE L-5.5CUHD CABLE)		Amphenol RF www.amphenolrf.com	
	REFERENCE EAR# 8258	ENGINEER S. VO	DATE 29-Jun-18				
NOTICE - These drawings, specifications, or other data (1) are, and remain the property of Amphenol corp. (2) must be returned upon request; and (3) are confidential and not to be disclosed to any person other than those to whom they are given by Amphenol Corp. the furnishing of these drawings, specifications, or other data by Amphenol Corp., or to any other person to anyone for any purpose is not to be regarded by implication or otherwise in any manner licensing, granting rights to permitting such holder or any other person to manufacture, use or sell any product, process or design, patented or otherwise, that may in any way be related to or disclosed by said drawings, specifications, or other data.	REF:	APPROVED S. HSIEH	DATE 29-Oct-18	SCALE: 4.5:1.0	SHEET 2 OF 2	DRAWING NO. 31-70553-12G	
	CONFIGURATION LEVEL: In Work	FINISH	CAD FILE		DWG SIZE B	REV A	ITEM NO. 31-70553-12G

X-ON Electronics

Largest Supplier of Electrical and Electronic Components

Click to view similar products for [RF Connectors / Coaxial Connectors](#) category:

Click to view products by [Amphenol](#) manufacturer:

Other Similar products are found below :

[8915-1511-000](#) [89674-0827](#) [6001-7071-019](#) [6002-7051-003](#) [6002-7551-202](#) [6059674-1](#) [619550-1](#) [630059-000](#) [M39030/3-01N](#) [M3933/25-36N](#) [6500-7071-046](#) [6769](#) [CX050L2AQ](#) [7002-1542-011](#) [7004-1512-000](#) [7009-1511-004](#) [7010-1511-000](#) [7029-1511-060](#) [7101-1541-010](#) [7101-1571-002](#) [7105-1521-002](#) [7145-1521-002](#) [7203-1571-003](#) [7209-1511-011](#) [7210-1511-015](#) [7210-1511-019](#) [73137-5015](#) [73216-2241](#) [7325-1512-000](#) [73404-2300](#) [7405-1521-005](#) [7405-1521-802](#) [7406-1521-005](#) [8527](#) [8547](#) [FS11V](#) [8808-1511-001](#) [9049-9513-000](#) [9074-9513-000](#) [9101-9573-002](#) [910A205F](#) [9130-9573-002](#) [PL11SC-026](#) [PL375-33](#) [PL40-5](#) [PL71-9](#) [PL74C-221](#) [PL75MC-217](#) [PL803-7](#) [980-8666-005](#)