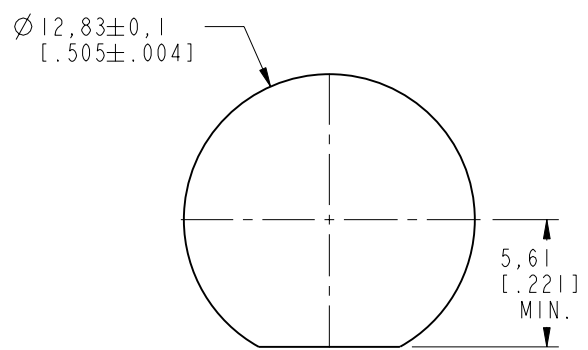


NOTES:

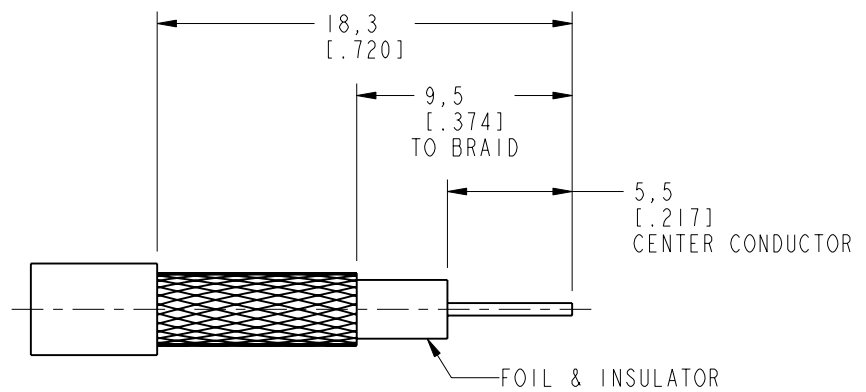
1. MATERIALS AND FINISHES:
 BODY, HEX NUT - BRASS, NICKEL PLATING
 CONTACT PIN - PHOSPHOR BRONZE, GOLD PLATING
 INSULATOR - PTFE, NATURAL
 LOCK RING - BRASS, GOLD PLATING
 LOCK WASHER - PHOSPHOR BRONZE, NICKEL PLATING
 FERRULE - COPPER, NICKEL PLATING
2. ELECTRICAL:
 A. IMPEDANCE: 75 OHM
 B. FREQUENCY RANGE: DC - 12 GHz
 C. RETURN LOSS (VSWR): 20 dB (1.22) DC - 6 GHz
 15 dB (1.43) 6 - 12 GHz
 D. DIELECTRIC WITHSTANDING VOLTAGE: 1500 VRMS, MIN.
3. MECHANICAL:
 A. DURABILITY: 500 CYCLES MIN.
 B. TEMPERATURE RANGE: -65°C TO +165°C
4. CRIMP FERRULE WITH .216" HEX DIE
5. SOLDER OR CRIMP CONTACT WITH .049" HEX DIE
6. SHOWS CABLE ENTRY DIMENSIONS
7. PACKAGING:
 A. QUANTITY: SINGLE PACK
 B. BAG TO BE MARKED: AMPHENOL RF
 31-70566-12G
 YYWW

THIRD ANGLE PROJ.

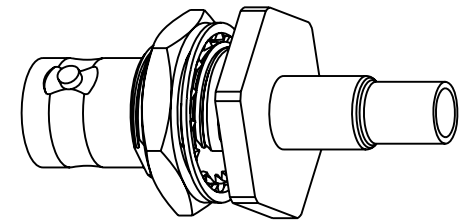
| | | REVISIONS | | |
|-----|-----------------|-----------|-------|------|
| REV | DESCRIPTION | DATE | ECN | APPR |
| A | RELEASE TO MFG. | 14-Jun-19 | 11922 | SV |



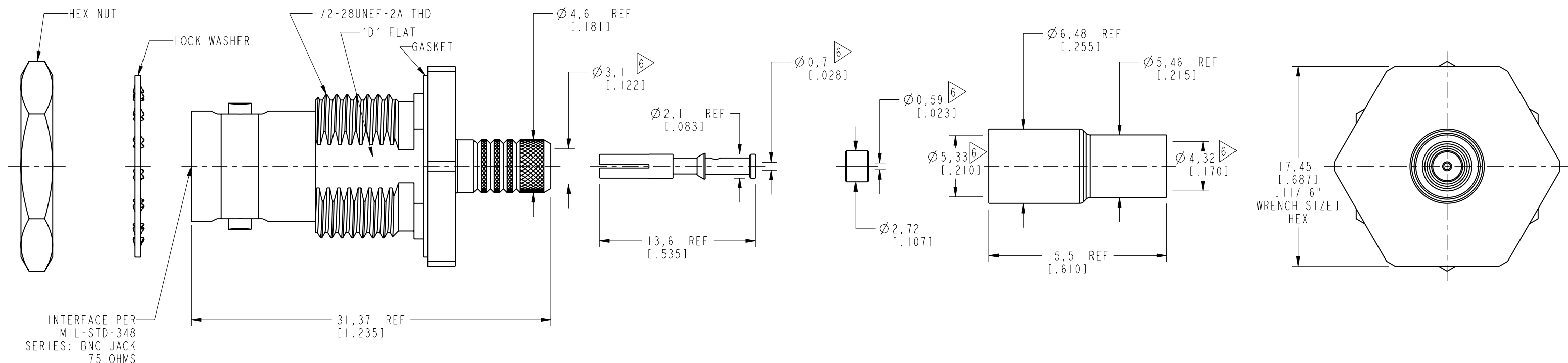
RECOMMENDED MOUNTING PANEL DIMENSIONS



RECOMMENDED CABLE STRIPPING DIMENSIONS



SCALE 1.500



CUSTOMER OUTLINE DRAWING
 ALL OTHER SHEETS ARE FOR INTERNAL USE ONLY

| | | | | | | | |
|---|------------------------|------------------------------|-------------------|--|--------------|---|-----------------------|
| UNLESS OTHERWISE SPECIFIED, DIMENSIONS ARE IN METRIC AND TOLERANCES ARE: <0.5mm ± 0.05mm 0.5 - 6mm ± 0.1mm 6 - 30mm ± 0.2mm 30 - 120mm ± 0.3mm ANGLES ± 1° | MATERIAL SEE NOTES | DRAWN W. ZENG | DATE 21-Jun-19 | TITLE BNC BULKHEAD JACK FOR BELDEN 4855R CABLE | | Amphenol RF www.amphenolrf.com | |
| | REFERENCE EAR# 8870 | ENGINEER S. DUAN | DATE 27-Jun-19 | | | | |
| NOTICE - These drawings, specifications, or other data (1) are, and remain the property of Amphenol corp. (2) must be returned upon request; and (3) are confidential and not to be disclosed to any person other than those to whom they are given by Amphenol Corp. the furnishing of these drawings, specifications, or other data by Amphenol Corp., or to any other person to anyone for any purpose is not to be regarded by implication or otherwise in any manner licensing, granting rights to permitting such holder or any other person to manufacture, use or sell any product, process or design, patented or otherwise, that may in any way be related to or disclosed by said drawings, specifications, or other data. | REF: | CONFIGURATION LEVEL: In Work | CAD FILE | SCALE: 3.0:1.0 | SHEET 2 OF 2 | DRAWING NO. 31-70566-12G | ITEM NO. 31-70566-12G |
| | FINISH | | | DWG SIZE B | REV A | PART NO. 31-70566-12G | |

X-ON Electronics

Largest Supplier of Electrical and Electronic Components

Click to view similar products for [RF Connectors / Coaxial Connectors](#) category:

Click to view products by [Amphenol](#) manufacturer:

Other Similar products are found below :

[8915-1511-000](#) [89674-0827](#) [6001-7071-019](#) [6002-7051-003](#) [6002-7551-202](#) [6059674-1](#) [619550-1](#) [630059-000](#) [M39030/3-01N](#) [M3933/25-36N](#) [6500-7071-046](#) [6769](#) [CX050L2AQ](#) [7002-1542-011](#) [7004-1512-000](#) [7009-1511-004](#) [7010-1511-000](#) [7029-1511-060](#) [7101-1541-010](#) [7101-1571-002](#) [7105-1521-002](#) [7145-1521-002](#) [7203-1571-003](#) [7209-1511-011](#) [7210-1511-015](#) [7210-1511-019](#) [73137-5015](#) [73216-2241](#) [7325-1512-000](#) [73404-2300](#) [7405-1521-005](#) [7405-1521-802](#) [7406-1521-005](#) [8527](#) [8547](#) [FS11V](#) [8808-1511-001](#) [9049-9513-000](#) [9074-9513-000](#) [9101-9573-002](#) [910A205F](#) [9130-9573-002](#) [PL11SC-026](#) [PL375-33](#) [PL40-5](#) [PL71-9](#) [PL74C-221](#) [PL75MC-217](#) [PL803-7](#) [980-8666-005](#)