

NOTES:

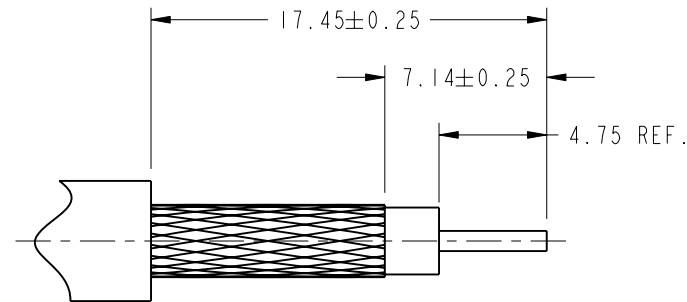
1. MATERIALS AND FINISHES:
 BODY - BRASS, NICKEL PLATING
 CONTACT - PHOSPHOR BRONZE, GOLD PLATING
 INSULATOR - PTFE, NATURAL
2. ELECTRICAL:
 A. IMPEDANCE: 50 OHM
 B. FREQUENCY RANGE: DC - 11 GHz
 C. DIELECTRIC WITHSTANDING VOLTAGE: 2500 VRMS, MIN.
3. MECHANICAL:
 A. DURABILITY: 500 CYCLES MIN.
 B. TEMPERATURE RANGE: -65° C TO +165° C
4. THIS CONNECTOR IS COVERED BY U.S. P. PATENT 3, 439, 294 & 3, 474, 391
5. PACKAGING:
 A. QUANTITY: SINGLE PACK
 B. MARKING: BAG TO BE MARKED
 "AMPHENOL RF, 82-5374, AND DATE CODE"
6. CABLE ASSEMBLY INSTRUCTIONS:
 A. TRIM CABLE AS SHOWN.
 B. SLIDE FERRULE ONTO THE CABLE.
 C. CRIMP OR SOLDER CABLE CENTER CONDUCTOR TO CENTER CONTACT.
 CRIMP CONTACT PIN TO CABLE WITH AMPHENOL TOOL 227-944 AND DIE SET
 227-1221-57, CLOSURE 'B' (0.100" HEX)
 D. INSERT CENTER CONTACT INTO CONNECTOR WITH BRAID OVER THE REAR BODY
 AND CRIMP FERRULE WITH AMPHENOL TOOL 227-944, (M22520/5-01) AND DIE SET
 227-1221-57, CAVITY 'A' (0.213" HEX) (M22520/5-57, CLOSURE 'A').

7 SHOWS CABLE ENTRY DIMENSIONS.

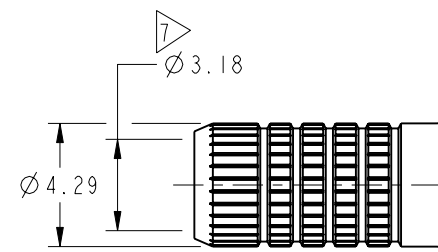
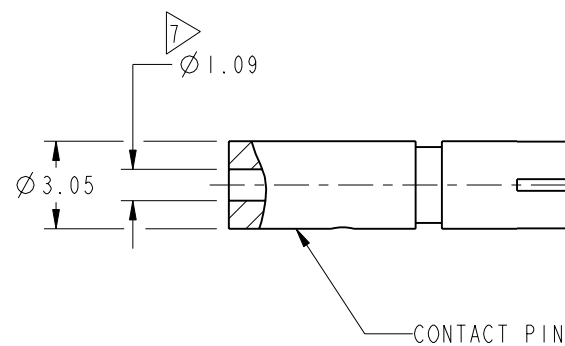
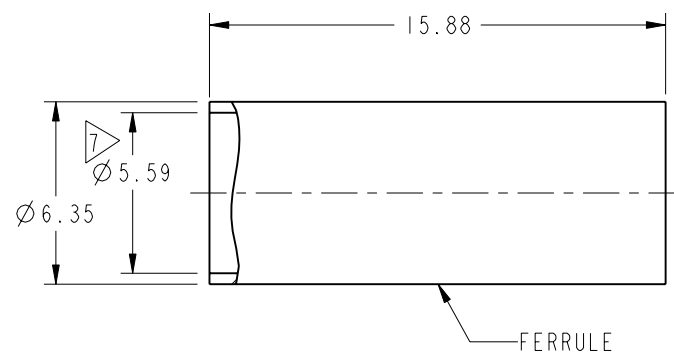
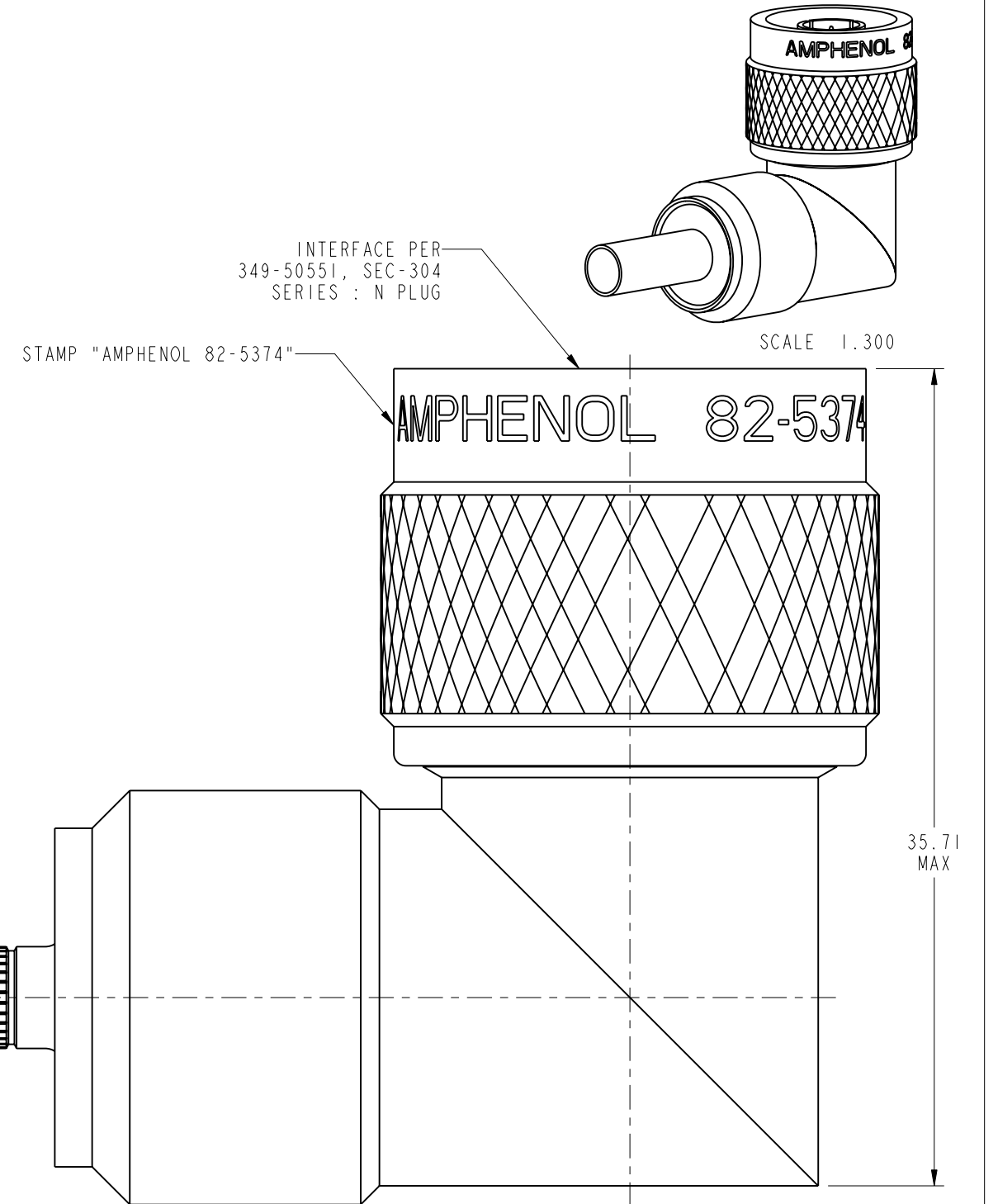
THIRD ANGLE PROJ.

REVISIONS

REV	DESCRIPTION	DATE	ECO	APPR
C	SEE SHEET 1	02-Dec-04	--	SH
T	SEE SHEET 1	24-Aug-09	47747	SH
U	REDRAWN IN PRO-E	29-May-15	49810	RAK



RECOMMENDED CABLE STRIPPING DIMENSIONS



UNLESS OTHERWISE SPECIFIED, DIMENSIONS ARE IN METRIC AND TOLERANCES ARE:
 < 0.5mm ± 0.05mm 0.5 - 6mm ± 0.1mm 6 - 30mm ± 0.2mm 30 - 120mm ± 0.3mm ANGLES ± 1°

NOTICE - These drawings, specifications, or other data (1) are, and remain the property of Amphenol corp. (2) must be returned upon request; and (3) are confidential and not to be disclosed to any person other than those to whom they are given by Amphenol Corp. the furnishing of these drawings, specifications, or other data by Amphenol Corp., or to any other person to anyone for any purpose is not to be regarded by implication or otherwise in any manner licensing, granting rights to permitting such holder or any other person to manufacture, use or sell any product, process or design, patented or otherwise, that may in any way be related to or disclosed by said drawings, specifications, or other data.

MATERIAL	SEE NOTES
REFERENCE	EPA 802145-51 MOTOROLA 28009835F02 EAR 964616-0
FINISH	

DRAWN	STAR	DATE	29-May-15
ENGINEER	S. HSIEH	DATE	02-Dec-04
APPROVED	S. HSIEH	DATE	29-May-15
CAD FILE			

TITLE	
QUICK CRIMP 'N' RIGHT ANGLE PLUG FOR RG55/U, 55A/U, 55B/U, 142/U, 142B/U, 223/U CABLES	
SCALE: 3.8:1.0	SHEET 2 OF 2
DWG SIZE B	REV U

Amphenol RF	
www.amphenolrf.com	
DRAWING NO. 82-5374	
ITEM NO. 82-5374	
PART NO. 82-5374	

X-ON Electronics

Largest Supplier of Electrical and Electronic Components

Click to view similar products for [RF Connectors](#) / [Coaxial Connectors](#) category:

Click to view products by [Amphenol](#) manufacturer:

Other Similar products are found below :

[R125315120](#) [8915-1511-000](#) [89674-0827](#) [5916-1103-603](#) [6-0001-3](#) [6001-7071-019](#) [6002-7051-003](#) [6002-7551-202](#) [6059674-1](#) [619550-1](#)
[630059-000](#) [M39012/25-0021](#) [M39012/79-3008](#) [M39030/3-01N](#) [M39030/3-03N](#) [M3933/25-36N](#) [6500-7071-046](#) [M83723/72W24576](#)
[M83723/72W2457N](#) [6769](#) [CX050L2AQ](#) [7002-1541-010](#) [7002-1572-002](#) [7003-1572-002](#) [7004-1512-000](#) [7010-1511-000](#) [7029-1511-060](#)
[7101-1541-010](#) [7101-1571-002](#) [7105-1521-002](#) [7145-1521-002](#) [7209-1511-011](#) [7210-1511-015](#) [7210-1511-019](#) [7225-1512-050](#) [7242-1511-](#)
[000](#) [73137-5015](#) [73251-0111](#) [73251-0672](#) [7325-1512-000](#) [73276-1501](#) [73366-0013](#) [73404-2300](#) [73413-6080](#) [73415-5721](#) [7405-1521-005](#)
[7405-1521-802](#) [7406-1521-005](#) [804S01D04M040](#) [8145-1521-002](#)