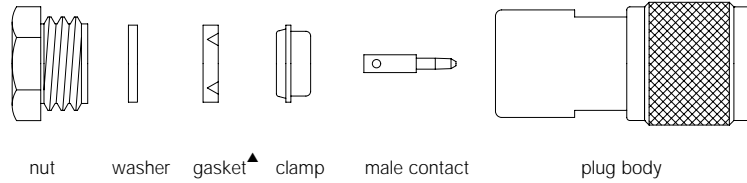


Assembly Instructions-C8

Type N

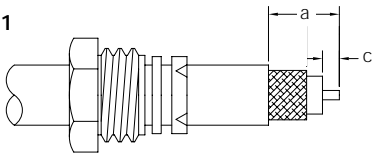
CLAMP TYPES



Amphenol Number	Connector Type	Cable RG-/U	Strip Dims., inches (mm)	
			a	c
18750	N Angle Plug	58, 141, 142	.484(12.3)	.234(5.9)
34025	N Plug	58, 141, 142	.390(9.9)	.203(5.2)
34025-RFX	N Plug	58, 141, 142	.354(9.0)	.177(4.5)
35275	N Bulkhead Jack	55, 58, 141, 142, 223	.561(14.3)	.172(4.4)
36250	N Panel Jack	55, 58, 141, 142, 223	.375(9.5)	.188(4.8)
82-63	N Jack	8, 9, 87A, 144, 165, 213, 214, 216, 225	.281(7.1)	.156(4.0)
82-67	N Bulkhead Jack	8, 9, 87A, 144, 165, 213, 214, 216, 225	.281 (7.1)	.156(4.0)
82-202	N Plug	8, 9, 144, 165, 213, 214, 216, 225	.359(9.1)	.234(6.0)
82-202-1006	N Plug	Belden 9913	.359(9.1)	.234(6.0)
82-202-RFX	N Plug	8, 213, 214	.315(8.0)	.177(4.5)
82-209-1006	N Jack	Belden 9913, Times AA-6146, 8 group	.281(7.1)	.156(4.0)
82-312	N Plug	8, 9, 144, 165, 213	.359(9.1)	.234(5.9)
82-3202	N Plug	8, 9, 144, 165, 213	.270(6.9)	.150(3.8)

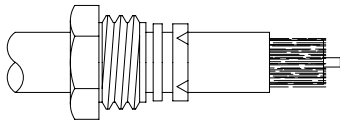
▲ Not supplied with part number 36250

Step 1



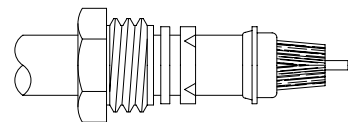
Step 1 Place nut, washer and gasket (with "V" groove toward open end of cable) over cable, and cut off jacket to dim. **a**.

Step 2



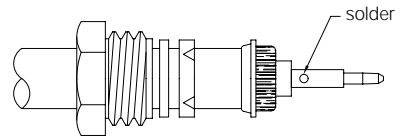
Step 2 Comb out braid and fold out. Bare center conductor to dim. **c** as shown.

Step 3



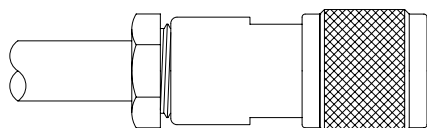
Step 3 Pull braid wires forward and taper toward center conductor. Place clamp over braid and push back against cable jacket.

Step 4



Step 4 Fold back braid wires as shown, trim braid to proper length and form over clamp as shown. Tin center conductor and solder on contact.

Step 5



Step 5 Insert cable and parts into connector body. Make sure sharp edge of clamp seats properly in gasket. Tighten nut.

X-ON Electronics

Largest Supplier of Electrical and Electronic Components

Click to view similar products for [Amphenol](#) manufacturer:

Other Similar products are found below :

[PT01SE-16-8P\(027\)](#) [PT01SE-16-8P\(476\)](#) [CTV06RW-11-2JB-LC](#) [97-3108A-22-14P](#) [10-474017-10P](#) [MS27473P14B18S](#) [TV06RW-25-90AE](#)
[CTVS06RF-25-46PB-LC](#) [PT02E10-2PW](#) [PT02E10-2PX](#) [97-3106A18-3PX-958](#) [97-3106A18-3PY-958](#) [PT06J20-24SW](#) [TV06RL-13-35AD](#)
[TV06RL-13-98BD](#) [TV06RW-25-46AE](#) [TV06RL-13-35SD-LC](#) [TV06RL-13-35SD](#) [TV06RL-13-98SD-LC](#) [TV06RL-13-98SD](#) [TVP00RW-23-](#)
[53AD](#) [PT02E10-2PW-025](#) [100-007-213-002-001](#) [2M805-002-16NF23-12PA](#) [97-3108B16S-5PW-417](#) [97-3108B16S-5PY-417](#) [CS-](#)
[DSDMDB37MF-025](#) [97-3108B16S-5PZ-417](#) [GTC02R32-17S-025-RDS](#) [PT06SE2041P](#) [CF-5A9013-04N](#) [CF-6A4615-06N](#) [GTC02R32-17S-](#)
[025-RDS-LC](#) [GTC02R32-17S-025-LC](#) [PT06SE-24-61P\(LC\)](#) [SP28W1F](#) [TV07DT-25-37P](#) [TV07DT-25-37JN-LC](#) [TV07DT-25-37S](#) [TV07DT-](#)
[25-37S-LC](#) [TV07DT-25-46P-LC](#) [97-3101A20-21P-958](#) [TV07DT-25-90P-LC](#) [TV07DT-25-46A](#) [TV07DT-25-37P-LC](#) [GTS08-36-22PZ-025-](#)
[B30](#) [PT00SP2241P](#) [CTVPS00RF-15-15AC](#) [LJT06RT-15-35PB\(023\)](#) [TVS07RF-15-15AB](#)