

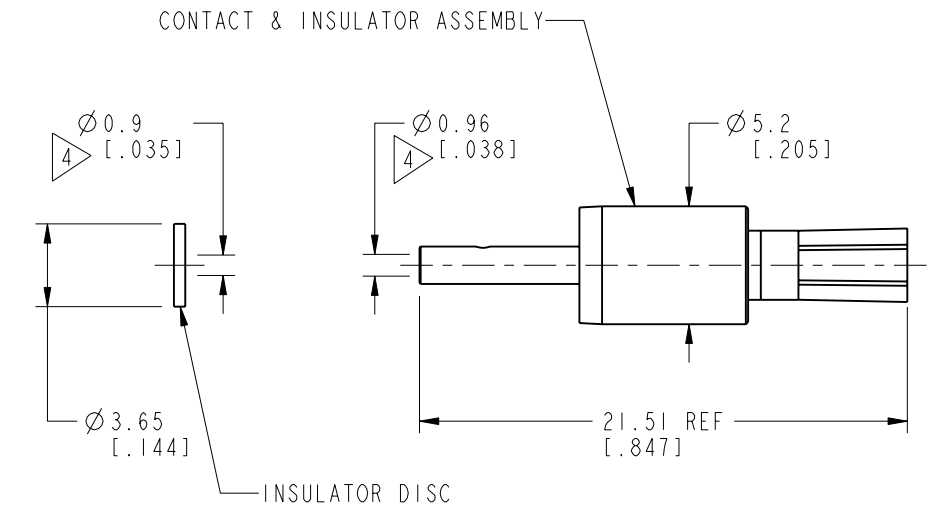
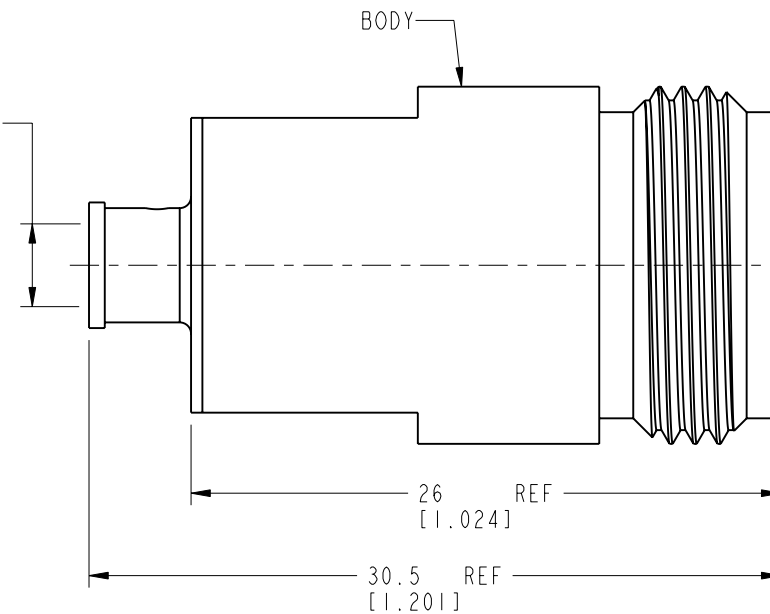
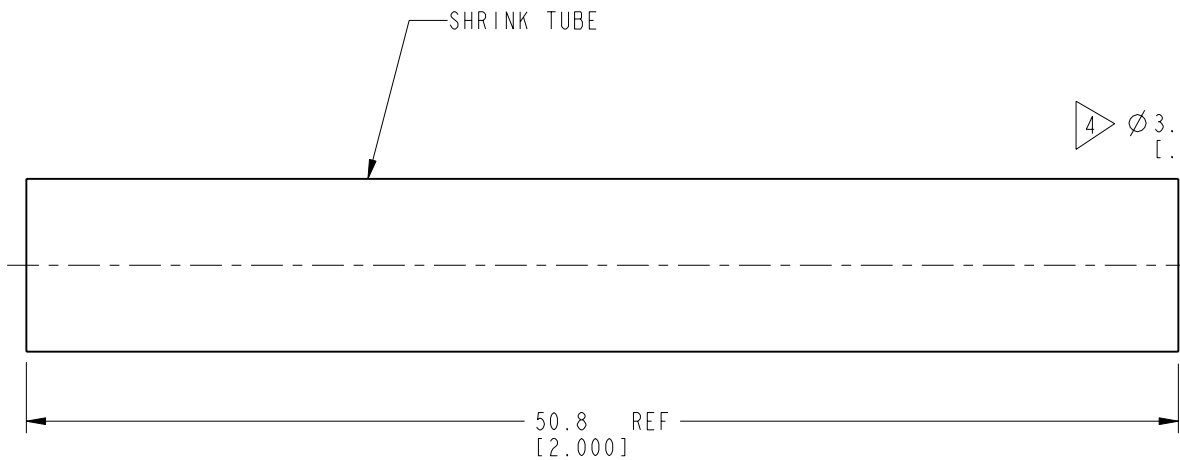
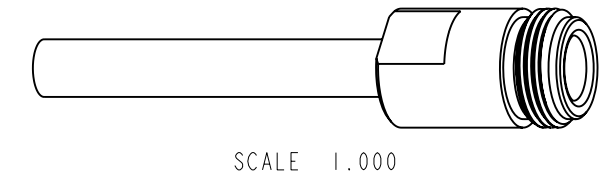
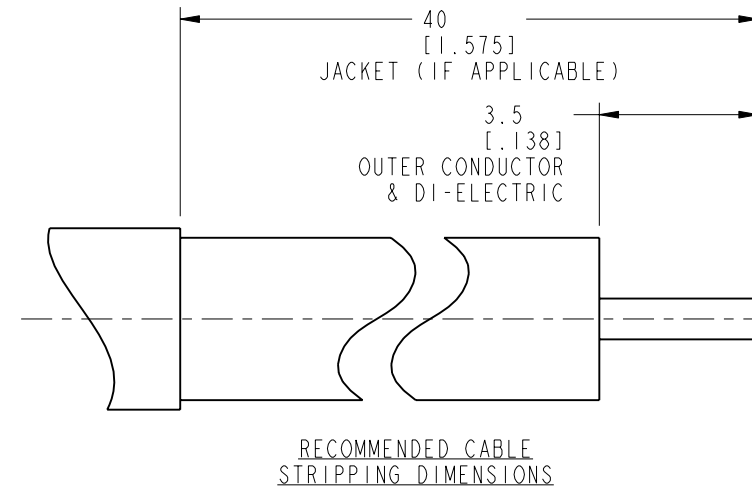
NOTES:

1. MATERIALS AND FINISHES:  
 BODY - BRASS, WHITE BRONZE PLATING  
 CONTACT - BeCu, SILVER PLATING  
 INSULATORS - PTFE, NATURAL  
 SHRINK TUBE - POLYOLEFIN, BLACK
2. ELECTRICAL:  
 A. IMPEDANCE: 50 OHM  
 B. FREQUENCY RANGE: DC - 18 GHz  
 C. VSWR: 1.065 MAX. DC - 6 GHz  
     1.12 MAX. 6 - 12 GHz  
     1.20 MAX. 12 - 18 GHz  
 D. DIELECTRIC WITHSTANDING VOLTAGE: 1000 VRMS, MIN.  
 E. INTERMODULATION 3rd ORDER: -166 dBc @2X20W
3. MECHANICAL:  
 A. DURABILITY: 500 CYCLES MIN.  
 B. TEMPERATURE RANGE: -65° C TO 165° C
4. INDICATES CABLE ENTRY DIMENSIONS
5. PACKAGING:  
 A. QUANTITY: SINGLE PACK  
 B. MARKING: PACKAGING TO BE MARKED  
     "AMPHENOL RF, 82-6672, AND DATE CODE"
6. ASSEMBLY INSTRUCTIONS:  
 A. FOR SEMI-RIGID CABLE, THERMALLY CYCLE ACCORDING TO MANUFACTURERS SPECIFICATIONS.  
 B. STRIP CABLE AND INSERT THROUGH SHRINK TUBE AND BODY ASSEMBLY.  
 C. INSERT INSULATOR DISC OVER CENTER CONDUCTOR AND SOLDER CONTACT ASSEMBLY. ALL COMPONENTS SHOULD BE FLUSH.  
 D. PRESS CONTACT ASSEMBLY INTO BODY ASSEMBLY UNTIL CONTACT ASSEMBLY BOTTOMS.  
 E. SOLDER BODY ONTO CABLE. 250 WATT SOLDERING IRON RECOMMENDED. USE OF FLUX RECOMMENDED.

THIRD ANGLE PROJ.

REVISIONS

REV	DESCRIPTION	DATE	ECN	APPR
A	RELEASE TO MANUFACTURING	04-Mar-19	10742	CJV



**CUSTOMER OUTLINE DRAWING**  
 ALL OTHER SHEETS ARE FOR INTERNAL USE ONLY

UNLESS OTHERWISE SPECIFIED, DIMENSIONS ARE IN METRIC AND TOLERANCES ARE: <0.5mm ±0.05mm    0.5 - 6mm ±0.1mm    6 - 30mm ±0.2mm    30 - 120mm ±0.3mm    ANGLES ±1°	MATERIAL	DRAWN	DATE	TITLE 18 GHz TYPE N JACK FOR .141" SEMI-RIGID & CONFORMABLE	Amphenol RF www.amphenolrf.com
	SEE NOTES	M. ZHANG	04-Mar-19		
NOTICE - These drawings, specifications, or other data (1) are, and remain the property of Amphenol corp. (2) must be returned upon request; and (3) are confidential and not to be disclosed to any person other than those to whom they are given by Amphenol Corp. the furnishing of these drawings, specifications, or other data by Amphenol Corp., or to any other person to anyone for any purpose is not to be regarded by implication or otherwise in any manner licensing, granting rights to permitting such holder or any other person to manufacture, use or sell any product, process or design, patented or otherwise, that may in any way be related to or disclosed by said drawings, specifications, or other data.	REFERENCE	ENGINEER	DATE	SCALE: 3.0:1.0   SHEET 2 OF 2	DRAWING NO. 82-6672 ITEM NO. 82-6672 PART NO. 82-6672
	EAR# 8591 REF: ---	C. VIGORITO	28-Nov-18		
CONFIGURATION LEVEL: In Work	APPROVED	DATE		DWG SIZE	REV
FINISH	S. HSIEH	07-Mar-19		B	A

## X-ON Electronics

Largest Supplier of Electrical and Electronic Components

*Click to view similar products for [RF Connectors / Coaxial Connectors](#) category:*

*Click to view products by [Amphenol](#) manufacturer:*

Other Similar products are found below :

[8915-1511-000](#) [89674-0827](#) [6001-7071-019](#) [6002-7051-003](#) [6002-7551-202](#) [6059674-1](#) [619550-1](#) [630059-000](#) [M39030/3-01N](#) [M3933/25-36N](#) [6500-7071-046](#) [6769](#) [CX050L2AQ](#) [7002-1542-011](#) [7004-1512-000](#) [7009-1511-004](#) [7010-1511-000](#) [7029-1511-060](#) [7101-1541-010](#) [7101-1571-002](#) [7105-1521-002](#) [7145-1521-002](#) [7203-1571-003](#) [7209-1511-011](#) [7210-1511-015](#) [7210-1511-019](#) [73137-5015](#) [73216-2241](#) [7325-1512-000](#) [73404-2300](#) [7405-1521-005](#) [7405-1521-802](#) [7406-1521-005](#) [8527](#) [8547](#) [FS11V](#) [8808-1511-001](#) [9049-9513-000](#) [9074-9513-000](#) [9101-9573-002](#) [910A205F](#) [9130-9573-002](#) [PL11SC-026](#) [PL375-33](#) [PL40-5](#) [PL71-9](#) [PL74C-221](#) [PL75MC-217](#) [PL803-7](#) [980-8666-005](#)