

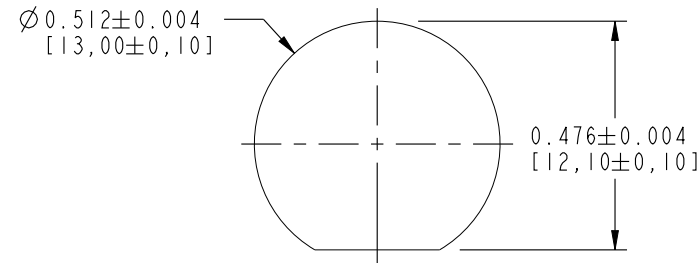
NOTES:

- MATERIALS AND FINISHES:
TNC STR PLUG IP 67 - BRASS, NICKEL PLATING
TNC STR BHD JACK IP 67 - BRASS, NICKEL PLATING
CABLE - LMR 200
- ELECTRICAL:
A. IMPEDANCE: 50 OHM
- PACKAGING:
A. QUANTITY: SINGLE PACK
B. MARKING: BAG TO BE MARKED
"AMPHENOL RF, 95-850-221-XXX AND DATE CODE"

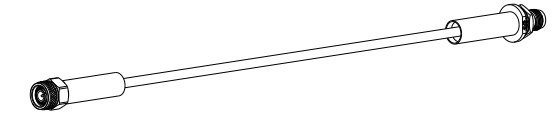
THIRD ANGLE PROJ.

REVISIONS

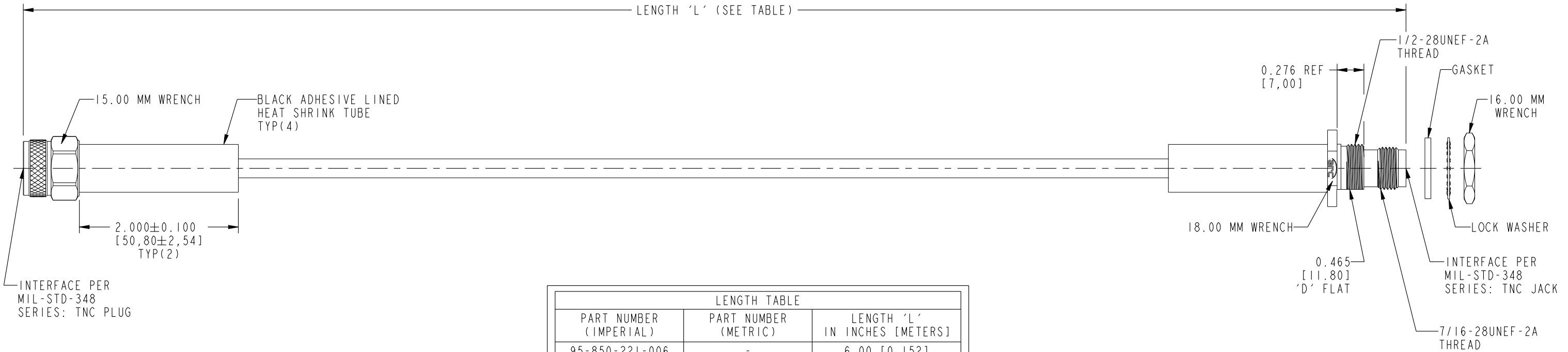
REV	DESCRIPTION	DATE	ECO	APPR
A	RELEASE TO MFG.	19-Feb-19	10562	VR



RECOMMENDED MOUNTING HOLE DIMENSIONS



SCALE 0.250



LENGTH TABLE		
PART NUMBER (IMPERIAL)	PART NUMBER (METRIC)	LENGTH 'L' IN INCHES [METERS]
95-850-221-006	-	6.00 [0.152]
-	95-850-221M025	9.84 [0.250]
95-850-221-012	-	12.00 [0.305]
95-850-221-018	-	18.00 [0.457]
-	95-850-221M050	19.69 [0.500]
95-850-221-024	-	24.00 [0.610]
-	95-850-221M075	29.53 [0.750]
95-850-221-036	-	36.00 [0.914]
-	95-850-221M100	39.37 [1.000]
95-850-221-048	-	48.00 [1.219]
-	95-850-221M200	78.74 [2.000]
-	95-850-221M400	157.48 [4.000]

TOLERANCE TABLE	
LENGTH IN INCHES/FT [METERS]	TOLERANCE
0" - 23.90" [0 - 0.607]	±0.25" [0.006]
24.00" - 59.00" [0.610 - 1.499]	±0.50" [0.013]
5.0' - 24.9' [1.524 - 7.617]	±2.5%
25.0' & UP [7.620 & UP]	±5.0%

DESIGN REQUIREMENTS:

- | | |
|---|--|
| <input checked="" type="checkbox"/> FREQUENCY: DC - 6 GHz | <input checked="" type="checkbox"/> CONTINUITY |
| <input type="checkbox"/> VSWR: _____ : 1 MAX. | <input checked="" type="checkbox"/> HI-POT: 750 VRMS |
| <input type="checkbox"/> INS. LOSS: _____ dB MAX. | <input type="checkbox"/> OTHER |

CUSTOMER OUTLINE DRAWING
ALL OTHER SHEETS ARE FOR INTERNAL USE ONLY

UNLESS OTHERWISE SPECIFIED, DIMENSIONS ARE IN INCHES AND TOLERANCES ARE: 2 PLACE DECIMAL 3 PLACE DECIMAL ANGLES ±.015 (0,381 mm) ±.005 (0,127 mm) ± 1°	MATERIAL SEE NOTES	DRAWN VIJAY N M	DATE 31-Jan-19	TITLE TNC STR PLUG IP 67 TO TNC STR BHD JACK IP 67 USING LMR 200 CABLE VARIOUS LENGTH	Amphenol RF www.amphenolrf.com	
	REFERENCE EAR # 8892	ENGINEER VIJAY N M	DATE 31-Jan-19			
NOTICE - These drawings, specifications, or other data (1) are, and remain the property of Amphenol corp. (2) must be returned upon request; and (3) are confidential and not to be disclosed to any person other than those to whom they are given by Amphenol Corp. the furnishing of these drawings, specifications, or other data by Amphenol Corp., or to any other person to anyone for any purpose is not to be regarded by implication or otherwise in any manner licensing, granting rights to permitting such holder or any other person to manufacture, use or sell any product, process or design, patented or otherwise, that may in any way be related to or disclosed by said drawings, specifications, or other data.	CONFIGURATION LEVEL: In Work	APPROVED K.CAPOZZI	DATE 19-Feb-19	SCALE: 1.0:1.0	SHEET 2 OF 2	ITEM NO. 95-850-221-XXX
	FINISH	CAD FILE	DWG SIZE B	REV A	PART NO. 95-850-221-XXX	

X-ON Electronics

Largest Supplier of Electrical and Electronic Components

Click to view similar products for [RF Cable Assemblies](#) category:

Click to view products by [Amphenol](#) manufacturer:

Other Similar products are found below :

[73-6352-10](#) [73-6353-3](#) [73-6364-6](#) [R285001001](#) [R288940004](#) [R288940005](#) [145111-05-12.00](#) [1661-C-24](#) [1801171170914KE](#) [24P104C24J1-012](#) [24P104C24P1-006](#) [24P104C24P1-018](#) [24P204C24J1-003](#) [172-2150-EX](#) [1800920920914PJ](#) [FCB-3030-ALT](#) [21117-046](#) [21117-050](#) [PCX-24-50](#) [24P103C24P2-003](#) [25P203C25P2-003](#) [PTWY-24-78](#) [R284008001](#) [R285001021](#) [R285426000](#) [R288940003](#) [R288940008](#) [RF179-74BJ3-77RP1-0305](#) [4814-BB-24](#) [5260-72](#) [JT2N1-CL1-1F](#) [DLP-COAX1](#) [4814-K-48](#) [115101-09-06.00](#) [CCNTN2-MM-LL335-26](#) [73-6351-25](#) [73-6352-3](#) [73-6353-25](#) [1800920920610PJ](#) [GD0BQ0BQ024.0](#) [1-3636-600-5210](#) [TL8A-11SMA-11SMA-01500-51](#) [R284C0351060](#) [R288940009](#) [R284C0351028](#) [R288940002](#) [9702-1SL-1](#) [PT82NSMA](#) [73-6353-10](#) [R285020301W](#)