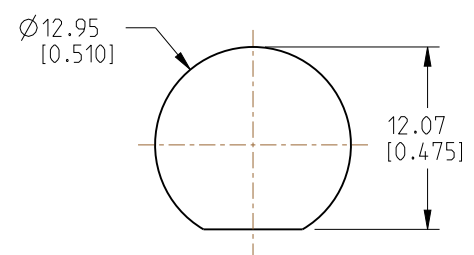


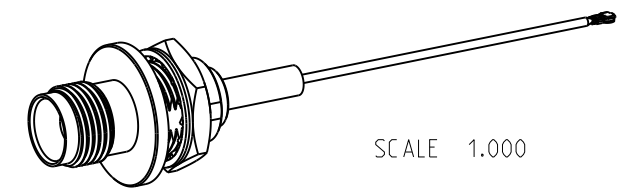
NOTES:

- 1. MATERIALS AND FINISHES:  
TNC STR BHD JACK FRONT MOUNT IP 67 - BRASS, ELECTROLESS NICKEL PLATING
- AMC4 RA PLUG:  
BODY - PHOSPHOR BRONZE, SILVER PLATING  
CONTACT - PHOSPHOR BRONZE, GOLD PLATING
- CABLE - 1.13 MM CABLE
- 2. ELECTRICAL:  
A. IMPEDANCE: 50 OHM
- 3. PACKAGING:  
A. QUANTITY: SINGLE PACK  
B. MARKING: BAG TO BE MARKED  
"AMPHENOL RF, 95-850-281-XXX AND DATE CODE"

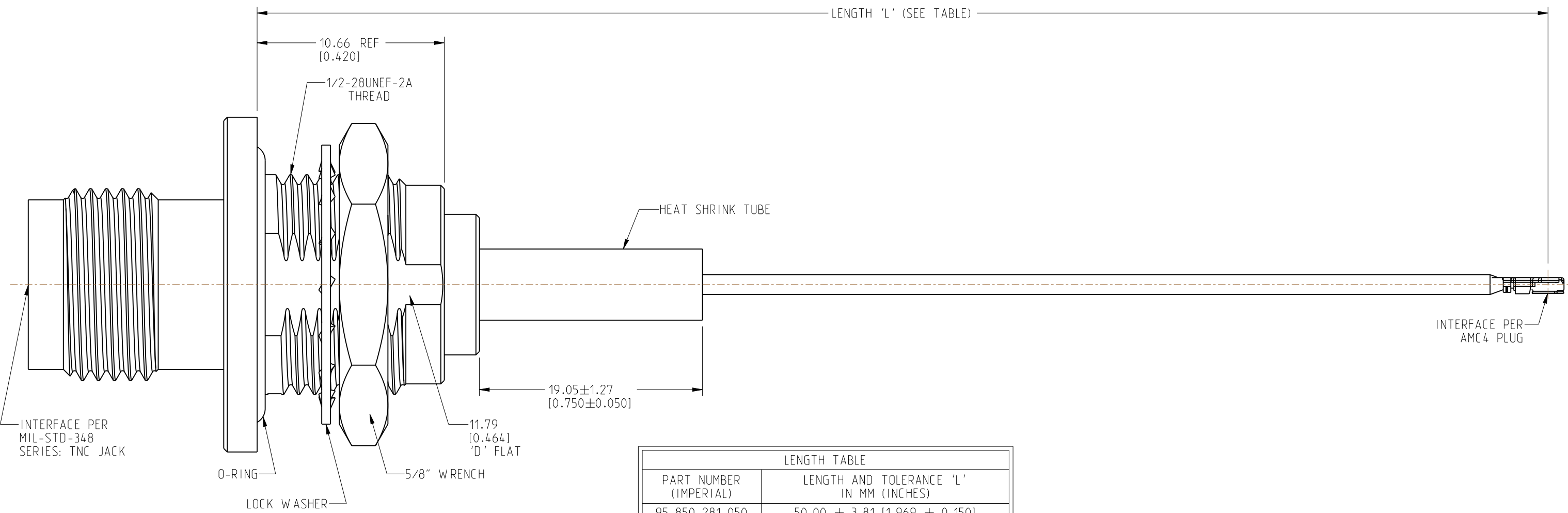
REVISIONS				
REV	DESCRIPTION	DATE	ECN	APPR
A	RELEASE TO MFG.	19-JUL-21	15815	CL



**RECOMMENDED MOUNTING HOLE DIMENSIONS**



SCALE 1.000



LENGTH TABLE	
PART NUMBER (IMPERIAL)	LENGTH AND TOLERANCE 'L' IN MM (INCHES)
95-850-281-050	50.00 ± 3.81 [1.969 ± 0.150]
95-850-281-100	100.00 ± 3.81 [3.937 ± 0.150]
95-850-281-150	150.00 ± 3.81 [5.906 ± 0.150]
95-850-281-200	200.00 ± 5.08 [7.874 ± 0.200]
95-850-281-250	250.00 ± 5.08 [9.843 ± 0.200]
95-850-281-300	300.00 ± 5.08 [11.811 ± 0.200]

DESIGN REQUIREMENTS:

<input checked="" type="checkbox"/> FREQUENCY: DC - 6 GHz	<input checked="" type="checkbox"/> CONTINUITY
<input type="checkbox"/> VSWR: _____ MAX.	<input checked="" type="checkbox"/> HI-POT: 200 VRMS
<input type="checkbox"/> INS. LOSS: _____ dB MAX.	<input type="checkbox"/> OTHER:

**CUSTOMER OUTLINE DRAWING**  
ALL OTHER SHEETS ARE FOR INTERNAL USE ONLY

NOTICE: These drawings, specifications, or other data (1) are, and remain the property of Amphenol corp. (2) must be returned upon request; and (3) are confidential and not to be disclosed to any person other than those to whom they are given by Amphenol Corp. The furnishing of these drawings, specifications, or other data by Amphenol Corp., or to any other person to anyone for any purpose is not to be regarded by implication or otherwise in any manner licensing, granting rights to permitting such holder or any other person to manufacture, use or sell any product, process or design, patented or otherwise, that may in any way be related to or disclosed by said drawings, specifications, or other data.			UNLESS OTHERWISE SPECIFIED DIMENSIONS ARE METRIC (INCHES) AND TOLERANCES ARE: <0.5mm = ±0.05mm [ $\pm 0.020 = \pm 0.002$ ] >0.5 - 6mm = ±0.1mm [ $\pm 0.020 - 0.236 = \pm 0.004$ ] >6.00 - 30mm = ±0.2mm [ $\pm 0.236 - 1.181 = \pm 0.008$ ] >30.00 - 120mm = ±0.3mm [ $\pm 1.181 - 4.725 = \pm 0.012$ ] ANGLES = ±1°			MATERIAL SEE NOTES			TITLE TNC STR BHD JACK FRONT MOUNT IP 67 TO AMC4 RA PLUG USING 1.13 MM CABLE VARIOUS LENGTH			<b>Amphenol RF</b>																				
THIRD ANGLE PROJ.			REFERENCE 95-850-264-XXX			ENGR.1 CLEMENT			ENGR.2			DATE 07-JUL-21			SHEET NO. 2 OF 2			SCALE: 4.5:1.0			DRAWING NO. 95-850-281-XXX			ITEM NO. 95-850-281-XXX			PART NO. 95-850-281-XXX			REV A		

## X-ON Electronics

Largest Supplier of Electrical and Electronic Components

*Click to view similar products for [RF Cable Assemblies](#) category:*

*Click to view products by [Amphenol](#) manufacturer:*

Other Similar products are found below :

[73-6352-10](#) [73-6353-3](#) [73-6364-6](#) [MDM-21SH011F](#) [R285001001](#) [R288940004](#) [145111-05-12.00](#) [1661-C-24](#) [24P104C24J1-012](#)  
[24P104C24P1-018](#) [24P204C24J1-003](#) [172-2150-EX](#) [FCB-3030-ALT](#) [21117-046](#) [21117-050](#) [PCX-24-50](#) [24P103C24P2-003](#) [PTWY-24-78](#)  
[R285001021](#) [R285426000](#) [R288940003](#) [R288940008](#) [R288940034](#) [MDM-21PH006P-A174](#) [4814-BB-24](#) [5260-72](#) [DLP-COAX1](#) [4814-K-48](#)  
[115101-09-06.00](#) [MXHT83QE3000](#) [73-6351-25](#) [73-6352-3](#) [73-6353-25](#) [GD0BQ0BQ024.0](#) [1-3636-600-5210](#) [R284C0351060](#) [R288940009](#)  
[R284C0351028](#) [R288940002](#) [MDM-15SH006A](#) [73-6353-10](#) [R285020301W](#) [Minibend-4](#) [BNC TO SMA Cable](#) [MIKROE-274](#) [Minibend-10](#)  
[Microbend MTR-11](#) [PT815NN](#) [MF53/1x8A\\_21MXP/11SK/305](#) [Minibend-3](#)