

## D-SUBMINIATURE HIGH DENSITY CONNECTORS

The new High Density D-Subminiature range is part of Amphenol's I/O-Connector portfolio which provides customers access to a wide range of industry standard and application specific I/O interconnect solutions. Amphenol's I/O connector solutions complete your board and system designs by providing high-density and high-speed interfaces to enable interconnect technologies for networking, storage and memory and complementary products for power distribution. Our range of standardized I/O solutions enables full compliance to industry standards, such as Ethernet, SFF, Infiniband, USB, PCMCIA or HDMI. Amphenol also has the capability to provide customized I/O solutions optimized to address application specific requirements.

Through Amphenol's high-speed, power, assembly and mechanical packaging expertise, you gain the advantage of getting your signals out of the box at optimal cost and performance. Amphenol's I/O connectors – coupled with Amphenol's extensive range of backplane and board-to-board connectors and cable assembly products—enable complete link solutions for your equipment designs.

Amphenol's D-Subminiature connectors are part of an industry standard for applications requiring robust and reliable connectors. These D-Subminiature connectors are one of the most popular Input – Output interconnects, addressing a wide variety of applications in Telecommunications, Data, Consumer, Industrial, Military, Instrumentation and Medical markets. Since many years Amphenol offers a wide range of D-Subminiature connectors to meet all design requirements, and to address increasing needs for high density packaging, Amphenol developed the D-Subminiature High Density Range.



### TARGET MARKETS



### FEATURES

- High density Dsub connectors can accommodate more number of contacts in the basic shell sizes
- Selected layouts are also available in Press-fit and Pin-in-Paste versions
- Pin-in-Paste connectors comes in Tape & Reel packaging
- Various PCB and Panel mounting accessory options available
- Hoods available in plastic, metalized and metallic form with locking screws
- Lead-free and RoHS compliant

### BENEFITS

- Answer to the increasing need for higher density packaging
- Meets different termination needs
- Time saving as it can be automatically positioned on the board using pick and place processes
- Wide variety of choices for secure connection
- Supports cable connection; Prevents risks of pulling up and accidental un-mating
- Meets environmental, health and safety requirements

## TECHNICAL INFORMATION

### MATERIAL

- Insulator: Glass filled thermoplastic (UL94V-0) black
- Contact: Copper alloy
- Shell: SPCC steel

### ELECTRICAL PERFORMANCE

- Current Rating: Rated current: 2.5A
- Rated Voltage: 250V
- Contact Resistance: 25mΩ max. Initial and 40mΩmax. after
- Insulation Resistance: 5000mΩ min. at 500V DC
- Dielectric Strength: 750V RMS
- Operating Temperature Range: 55°C to +105°C

### MECHANICAL PERFORMANCE

- Mating/Un-mating Cycles: 200/500
- Insertion/Extraction Force per contact: 5N max. / 0.2N min.

### TARGET MARKETS/APPLICATIONS



Asymmetric Digital Subscriber Line (ADSL)  
Base Station Switching Transmission



Set-top Box



Desktop and Laptop Storage System Router and Server



Automotive Diagnostics  
Control Drives  
Energy Meter  
Gaming Machine  
Test Equipment  
Office Automation  
POS & Handheld terminal  
Power Supplies  
Parking Meter  
Printer and Copier  
Renewable Energy  
Robotics  
Surveillance Camera  
Avionics



Medical Instrument



Military Equipment

# HIGH DENSITY D-SUBMINIATURE STRAIGHT

## ORDERING INFORMATION

<b>SERIES</b>	<b>P</b>	<b>YY</b>	<b>4</b>	<b>X</b>	<b>LF</b>	<b>RoHS status</b>
						RoHS compliant

Gender	
Pin	P
Socket	S

No Of Contacts	
	15
	26
	44

Mounting Options	
UNC 4-40 Screw locks with Board locks	V
UNC 4-40 Clinch nuts with Board locks	X
M3 Clinch nuts with Board locks	L

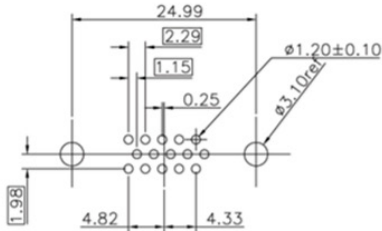
  

Durability	
200 mating cycles	4
500 mating cycles	6

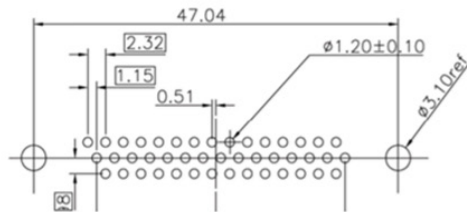
  

Series	Part Number
Male straight	10090928
Female straight	10090929

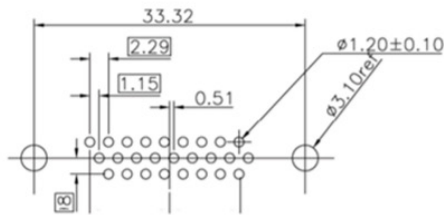
## PCB LAYOUT



P.C.B LAYOUT (FOR 15P)



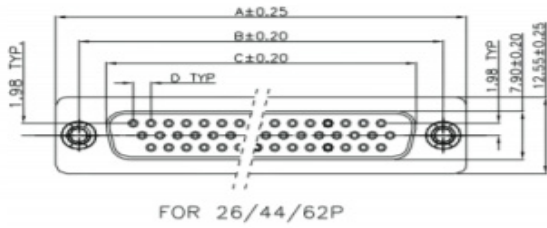
P.C.B LAYOUT (FOR 44P)



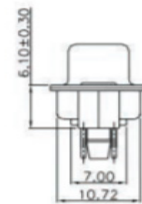

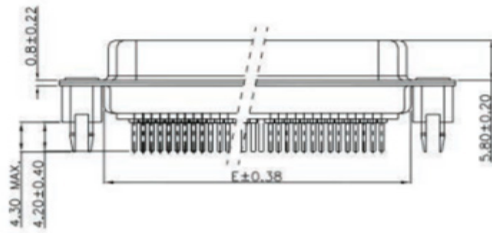
P.C.B LAYOUT (FOR 26P)

## ▶ D-SUBMINIATURE HIGH DENSITY CONNECTORS

### DIMENSION FOR MOUNTING OPTION 'X/L'



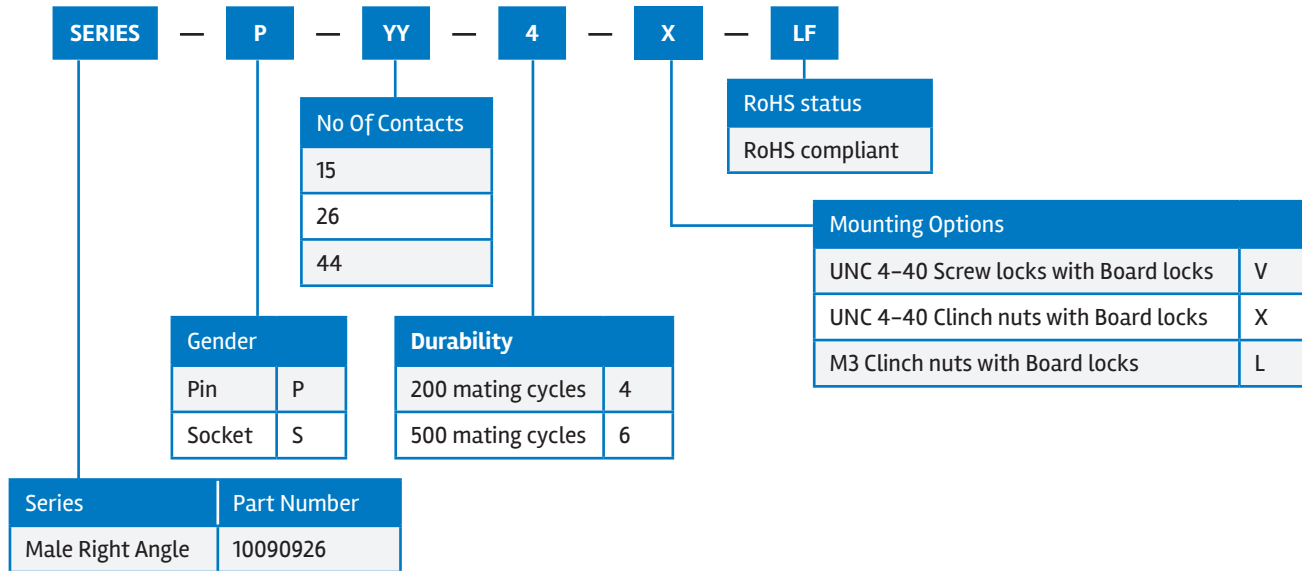
Pos.	Part Number	A	B	C	D	E
15P	10090929-S15**LF	30.81	24.99	16.33	2.29	19.10
26P	10090929-S26**LF	39.24	33.32	24.66	2.29	27.75
44P	10090929-S44**LF	53.04	47.04	38.38	2.29	41.30



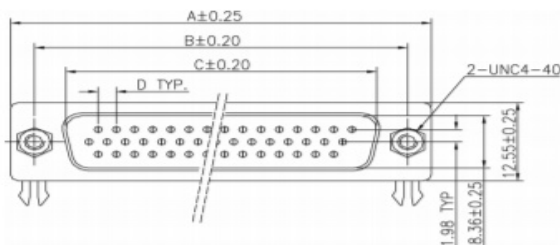
## ▶ D-SUBMINIATURE HIGH DENSITY CONNECTORS

# HIGH DENSITY D-SUBMINIATURE RIGHT ANGLE

### ORDERING INFORMATION

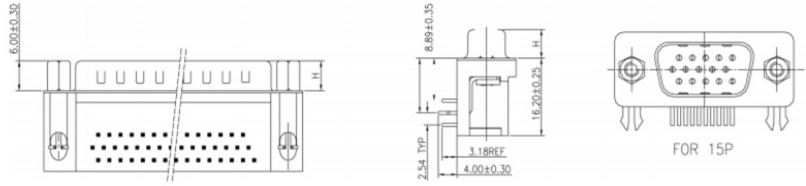


### DIMENSION FOR MOUNTING OPTION 'V'

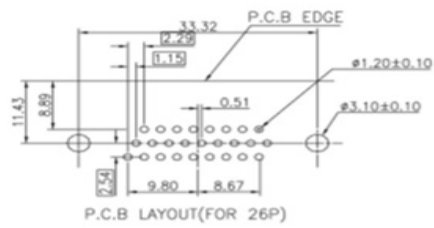
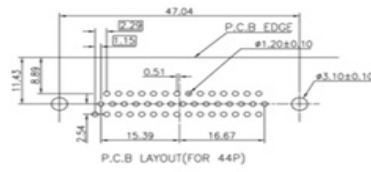
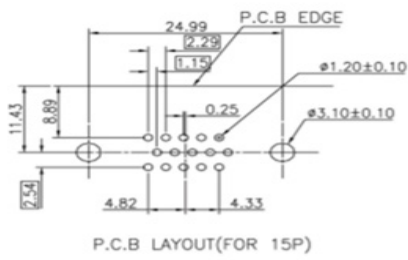


Pos.	Part Number	A	B	C	D	E	F	H
15P	10090926-P15*VLF	30.81	24.99	16.92	2.29	8.19	7.68	5.9 +0.25 -0
26P	10090926-P26*VLF	39.24	33.32	25.25	2.29	8.01	7.02	5.9 +0.25 -0
44P	10090926-P44*VLF	53.04	47.04	38.96	2.29	8.02	7.01	5.9 +0.25 -0

## ▶ D-SUBMINIATURE HIGH DENSITY CONNECTORS



## PCB LAYOUT



## ► D-SUBMINIATURE HIGH DENSITY CONNECTORS

# HIGH DENSITY D-SUBMINIATURE RIGHT ANGLE FEMALE

UL RECOGNISED FILE E 118235 (R)



**ICD** — **15** — **S** — **13E** — **4**

Series:  
ICD

Contacts  
Female S

No Of Contacts
15
26
44

Termination	
Angled spills – US Standard, 3.18mm	13E

Durability	
Standard class (≥200 mating/unmating)	4
High performance class (≥500 mating/unmating)	6

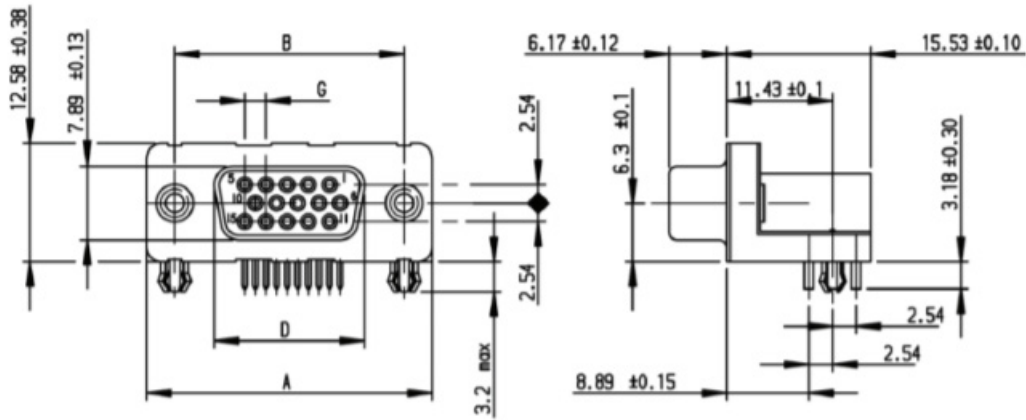
**GX** — **00LF**

Options	
Standard series, RoHS compliant	00LF

Mounting Options	
Standard holes	PA
Threaded insert (M3)	PL
Threaded insert (UNC 4-40)	PX
Female screw (UNC 4-40)	PV
Harpoons + insert M3 + elec. continuity	GL
Harpoons + insert UNC 4-40 + elec. continuity	GX
Harpoons + female (UNC 4-40) + elec. continuity	GV
Insert M3 + elec. continuity	UL
Insert UNC 4-40 + elec. continuity	UX
Female screw UNC 4-40 + elec. continuity	UV

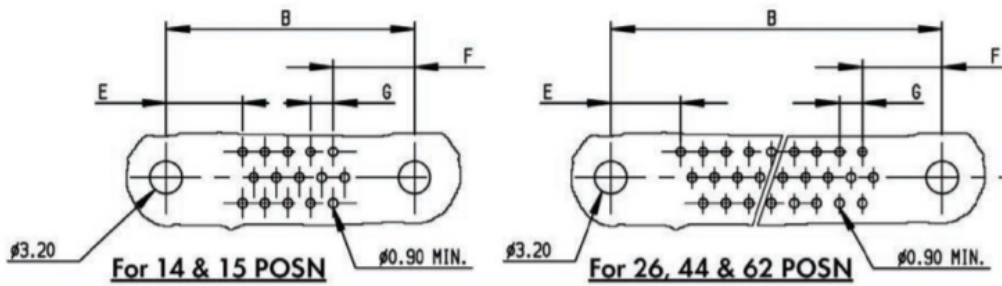
## ▶ D-SUBMINIATURE HIGH DENSITY CONNECTORS

### HIGH DENSITY D-SUBMINIATURE 3 ROWS (15/26/44 POS)



Size	Dimensions						
	A + 0.38	B + 0.12	C + 0.10	D + 0.25	E	F	G
15	30,81	24,99	16,96	16,21	7,68	8,19	2,285
26	39,14	33,32	25,18	24,54	7,02	8,01	2,285
44	53,03	47,04	39,12	38,25	7,01	8,02	2,285

### PCB DRILLING DIMENSIONS

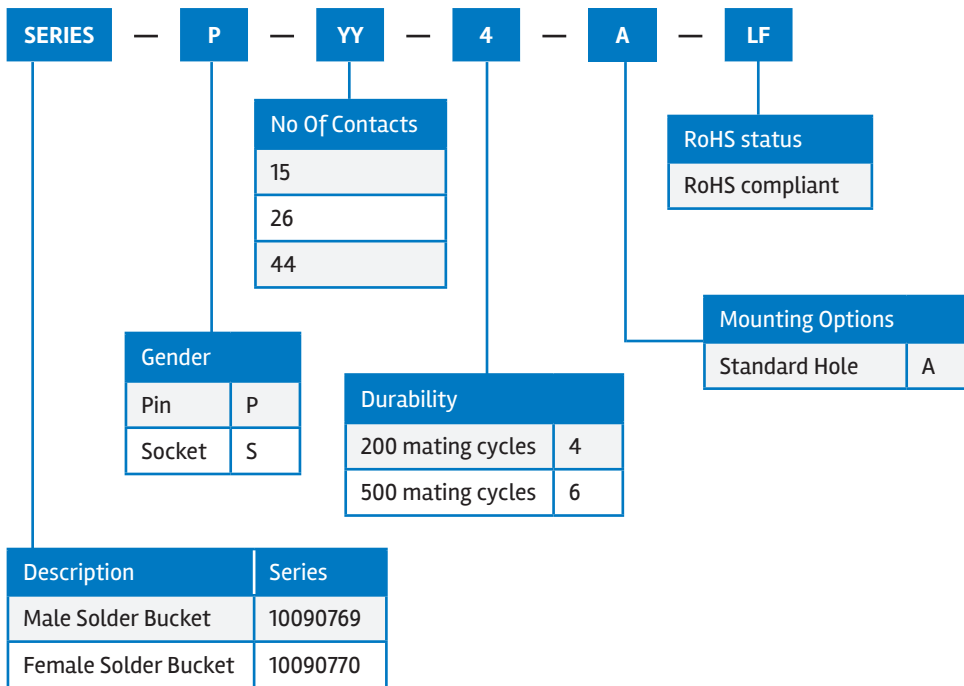




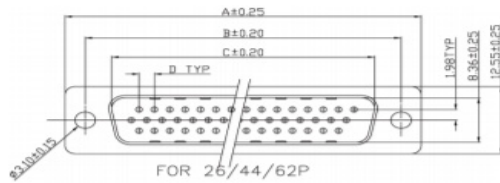
## ▶ D-SUBMINIATURE HIGH DENSITY CONNECTORS

# HIGH DENSITY D-SUBMINIATURE SOLDER BUCKET

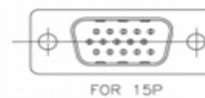
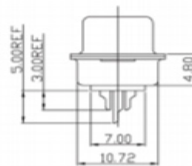
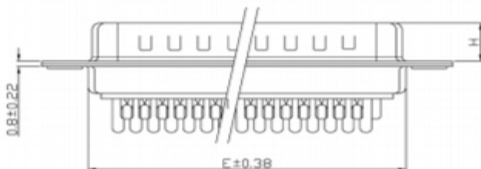
## ORDERING INFORMATION



## DIMENSION



Pos.	Part Number	A	B	C	D	E	H
15P	10090769-P15*ALF	30.81	24.99	16.92	19.10	2.29	5.9 +0.25 -0
26P	10090769-P26*ALF	39.24	33.32	25.25	27.75	2.29	5.9 +0.25 -0
44P	10090769-P44*ALF	53.04	47.04	38.96	41.30	2.29	5.9 +0.25 -0



## ACCESSORIES (HOODS)

Plastic: Core Range PNs	Metalised: Core Range PNs	Metallic: Core Range PNs
86303637BLF	863093C09MLF	8655MH0901BLF
86303638BLF	863093C15MLF	8655MH1501BLF
86303639BLF	863093C25MLF	8655MH2501BLF

Part Description	Part Number
Dsub High density straight 15 way solder pin	10090928-P154VLF
Dsub High density straight 26 way solder pin	10090928-P264VLF
Dsub High density straight 44 way solder pin	10090928-P444VLF
Dsub High density straight 15 way solder socket	10090929-S154VLF
Dsub High density straight 26 way solder socket	10090929-S264VLF
Dsub High density straight 44 way solder socket	10090929-S444VLF
Dsub High density straight 15 way solder pin	10090928-P154XLF
Dsub High density straight 26 way solder pin	10090928-P264XLF
Dsub High density straight 44 way solder pin	10090928-P444XLF
Dsub High density straight 15 way solder socket	10090929-S154XLF
Dsub High density straight 26 way solder socket	10090929-S264XLF
Dsub High density straight 44 way solder socket	10090929-S444XLF
Dsub High density right angle 15 way solder pin	10090926-P154VLF
Dsub High density right angle 26 way solder pin	10090926-P264VLF
Dsub High density right angle 44 way solder pin	10090926-P444VLF
Dsub High density right angle 15 way solder socket	ICD15S13E4GV00LF
Dsub High density right angle 26 way solder socket	ICD26S13E4GV00LF
Dsub High density right angle 44 way solder socket	ICD44S13E4GV00LF
Dsub High density right angle 15 way solder pin	10090926-P154XLF
Dsub High density right angle 26 way solder pin	10090926-P264XLF
Dsub High density right angle 44 way solder pin	10090926-P444XLF

## PART NUMBER LIST

Part Description	Part Number
Dsub High density right angle 15 way solder socket	ICD15S13E4GX00LF
Dsub High density right angle 26 way solder socket	ICD26S13E4GX00LF
Dsub High density right angle 44 way solder socket	ICD44S13E4GX00LF
Dsub High density 15 way solder bucket pin	10090769-P154ALF
Dsub High density 26 way solder bucket pin	10090769-P264ALF
Dsub High density 44 way solder bucket pin	10090769-P444ALF
Dsub High density 15 way solder bucket socket	10090770-S154ALF
Dsub High density 26 way solder bucket socket	10090770-S264ALF
Dsub High density 44 way solder bucket socket	10090770-S444ALF

## X-ON Electronics

Largest Supplier of Electrical and Electronic Components

*Click to view similar products for [D-Sub High Density Connectors](#) category:*

*Click to view products by [Amphenol](#) manufacturer:*

Other Similar products are found below :

[97-3250-11](#) [163A16809X](#) [163A17089X](#) [164A17199X](#) [K86X-AD-26S](#) [242A25680X](#) [L717HDB44POL2R210](#) [L717HDEH15POL2](#)  
[L777HDE15P](#) [L77HDE15SC309](#) [163A16759X](#) [163A16839X](#) [163A16989X](#) [163A17079X](#) [164A17329X](#) [164A18219X](#) [241A16440X](#)  
[241A16550X](#) [241A16680X](#) [241A20810X](#) [241A25740X](#) [CT25-44P](#) [MDBE15PE766](#) [L177HDE15SOL2RM23](#) [L177HRC62S](#)  
[L177HRC62SVFM](#) [L177HRCG62S](#) [L717HDEG15POL2RM5](#) [L77HDA26SVF](#) [L77HDE15SD1CO](#) [L77HDEH15SOL2RM832](#) [DAMA-15S-](#)  
[WS](#) [443895-3](#) [106698-1](#) [280-012K2C](#) [L177HRB44S](#) [164A17039X](#) [09562004701510](#) [241A17960X](#) [164A18269X](#) [280-019S1S9MEN](#)  
[L777HDEG15P](#) [280-018P3S25MEGN](#) [206504-2](#) [2057140-1](#) [C115370-6002](#) [DFMA104SNMBFR172FR022](#) [HDC9F200E2S](#)  
[L717HDAG26POL2RM8](#) [241A28180X](#)