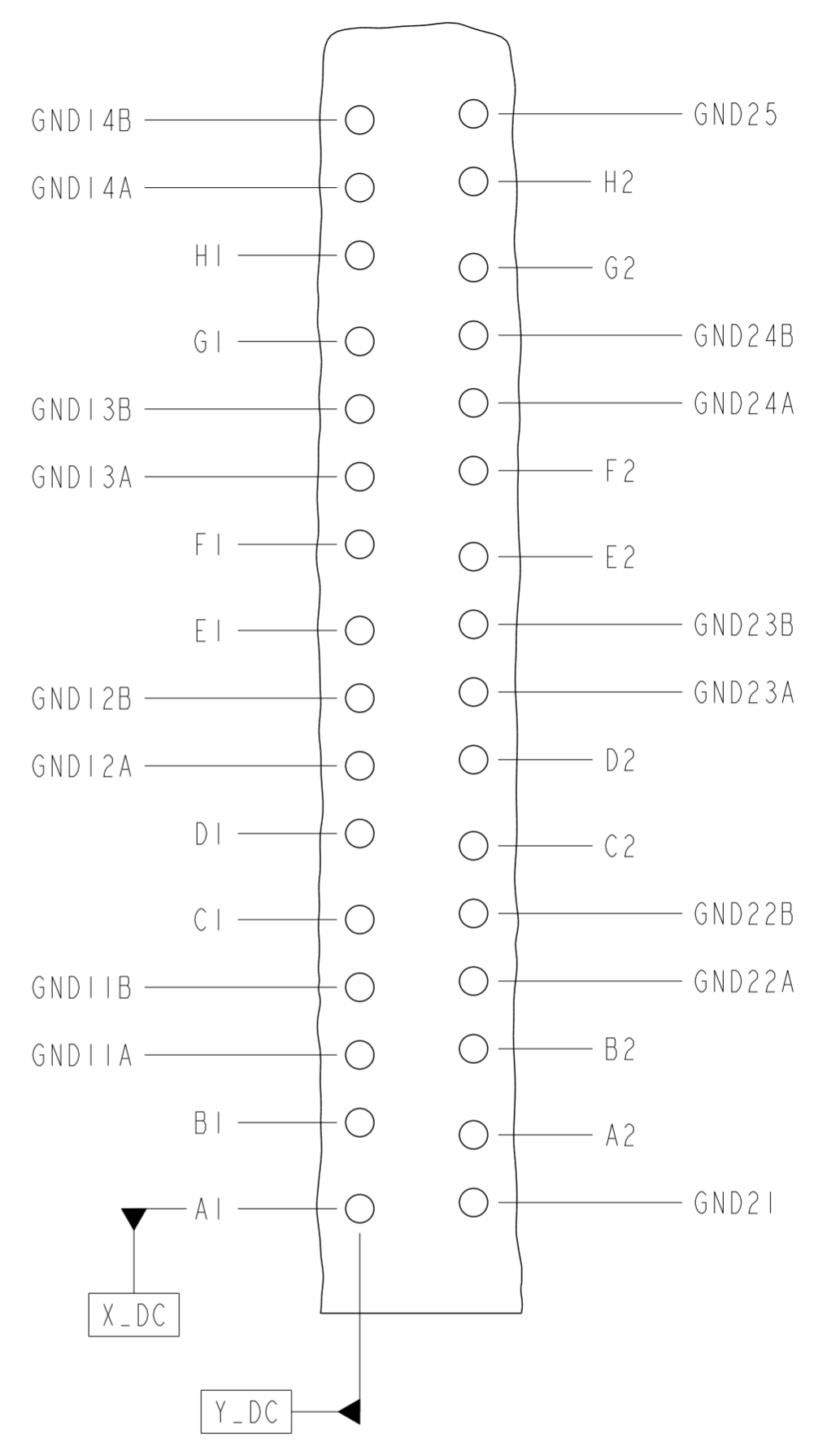
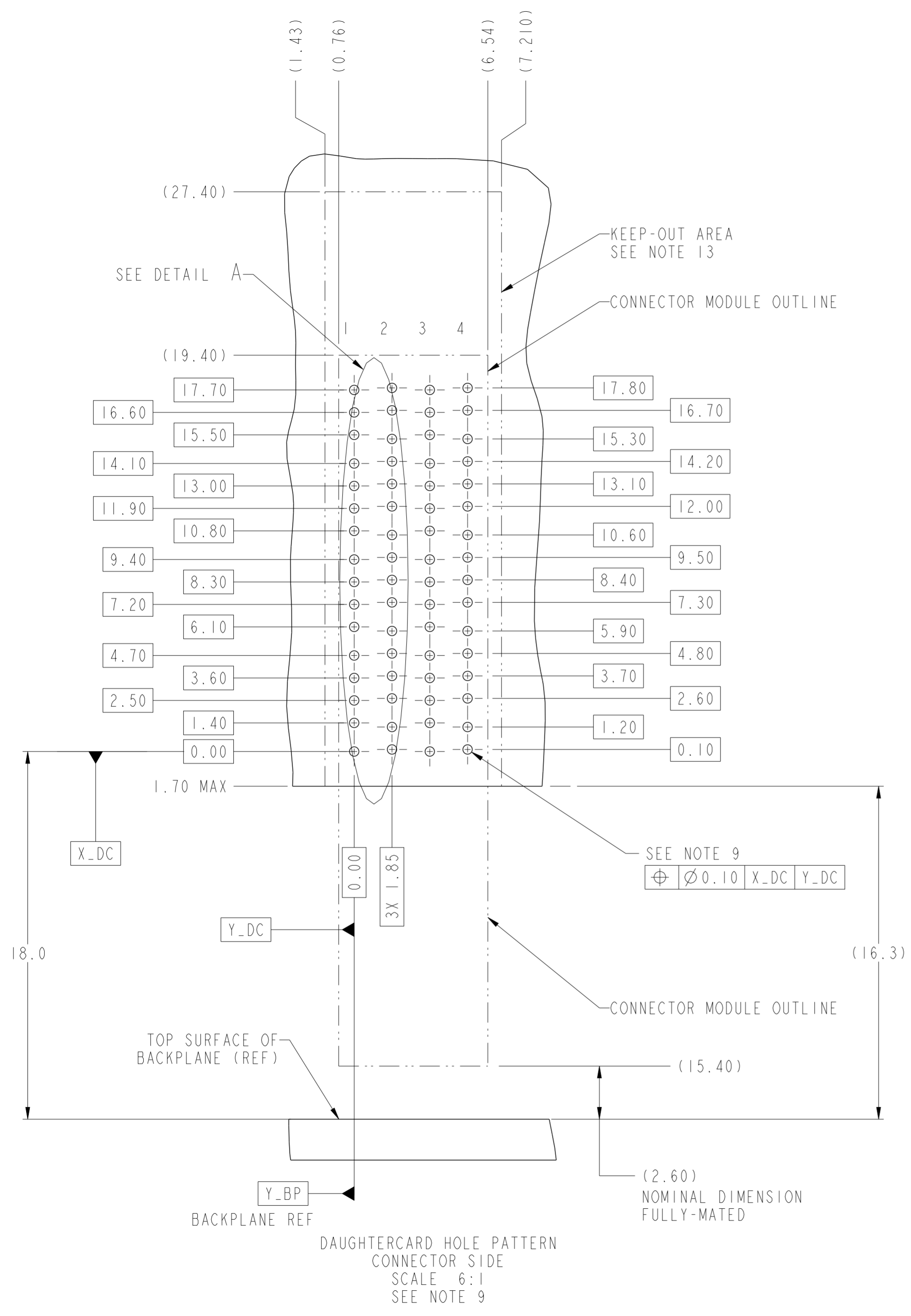


Copyright FCI.

spec ref	SEE NOTES	dr	Jim Swain	2010/04/12	projection	mm	size	A2	scale	2:1
tolerance std	ASME Y14.5	eng	Matthew Cheong	2011/10/07		mm	ecn no	ELX-S-006502-1	rel rev	Released
TOLERANCES UNLESS OTHERWISE SPECIFIED		chr	-	appr						
surface	linear	0.X	±-		title RECEIPT MODULE, RIGHT ANGLE 4 COLUMN, 4 PAIR	dwg no 10091844	rev B	Product - Customer Drw		
ASME Y14.5	angular	0°	±°					cat. no.	SEE PART NUMBER TABLE	sheet 1 of 6
www.fci.com			PDS: Rev :B					STATUS:Released		Printed: Oct 07, 2011



DETAIL A
SCALE 10:1
HIGH-SPEED DIFFERENTIAL PINOUT
SEE NOTE 9

spec ref	SEE NOTES	dr	Jim Swain	2010/04/12	projection	mm	size	A2	scale	2:1									
tolerance std	TOLERANCES UNLESS OTHERWISE SPECIFIED	eng	Matthew Cheong	2011/10/07		mm	ecn no	ELX-S-006502-1	rel rev	Released									
ASME Y14.5		chr	-	apppr							Chen-Hong Tan	2011/10/07	product family	XCede					
surface	<table border="1"> <tr> <td>linear</td> <td>0.X</td> <td>±-</td> </tr> <tr> <td></td> <td>0.XX</td> <td>±-</td> </tr> <tr> <td></td> <td>0.XXX</td> <td>±-</td> </tr> <tr> <td>angular</td> <td>0°</td> <td>±°</td> </tr> </table>	linear	0.X	±-		0.XX	±-		0.XXX	±-	angular	0°	±°			TITLE RECEPT MODULE, RIGHT ANGLE 4 COLUMN, 4 PAIR		dwg no 10091844	rev B
linear	0.X	±-																	
	0.XX	±-																	
	0.XXX	±-																	
angular	0°	±°																	
ASME Y14.5		www.fci.com		cat. no.	SEE PART NUMBER TABLE	Product - Customer	Drw	sheet 2 of 6											

	1	2	3	4	5	6	7	8	
	ASSEMBLY PART NUMBER	LEAD-FREE	MODULE DESCRIPTION AND USAGE NOTES	VERSION	IMPEDANCE	COMPLIANT TAIL STYLE AND PCB DRILL DIAMETER	DIM "K" (TAIL LENGTH)	REMARKS	
A	10091844-101	NO	SEE NOTES 6 & 14	HSD	100Ω	STANDARD 0.57 (.0225")	2.0	TELECORDIA CO	
	10091844-101LF	YES							
	10091844-111	NO	SEE NOTES 6 & 15						TELECORDIA UE
	10091844-111LF	YES							
	10091844-501	NO							
	B	10091844-501LF	YES					SEE NOTES 6 & 14	HSD
10091844-511		NO	SEE NOTES 6 & 15	TELECORDIA UE					
10091844-511LF		YES							
10091844-102		NO			SEE NOTES 6 & 14	TELECORDIA CO			
10091844-102LF		YES							
10091844-112		NO	SEE NOTES 6 & 15	TELECORDIA UE					
10091844-112LF	YES								
C	10091844-502	NO			SEE NOTES 6 & 14	HSD	100Ω	MICRO 0.45 (.0177")	1.3
	10091844-502LF	YES							
	10091844-512	NO	SEE NOTES 6 & 15	TELECORDIA CO					
	10091844-512LF	YES							
	10091844-103	NO			SEE NOTES 6 & 14				
	10091844-103LF	YES							
10091844-113	NO	SEE NOTES 6 & 15	TELECORDIA CO						
10091844-113LF	YES								
D	10091844-503			NO	SEE NOTES 6 & 14	LC	100Ω	STANDARD 0.57 (.0225")	2.0
	10091844-503LF	YES							
	10091844-513	NO	SEE NOTES 6 & 15	TELECORDIA CO					
	10091844-513LF	YES							
	10091844-104	NO			SEE NOTES 6 & 14				
	10091844-104LF	YES							
10091844-114	NO	SEE NOTES 6 & 15	TELECORDIA CO						
10091844-114LF	YES								
E	10091844-504			NO	SEE NOTES 6 & 14	LC	100Ω	MICRO 0.45 (.0177")	1.3
	10091844-504LF	YES							
	10091844-514	NO	SEE NOTES 6 & 15	TELECORDIA CO					
	10091844-514LF	YES							



Copyright FCI.

spec ref	SEE NOTES	dr	Jim Swain	2010/04/12	projection	mm	size	A2	scale	2:1
tolerance std	ASME Y14.5	eng	Matthew Cheong	2011/10/07		mm	ecn no	ELX-S-006502-1	rel rev	Released
TOLERANCES UNLESS OTHERWISE SPECIFIED		chr	-	apppr						
surface	<input checked="" type="checkbox"/> linear <input type="checkbox"/> angular	0.X ± 0.XX ± 0.XXX ± 0° ±°		title RECEIPT MODULE, RIGHT ANGLE 4 COLUMN, 4 PAIR	cat. no. SEE PART NUMBER TABLE	Product - Customer Drw	sheet 3 of 6	rev B		

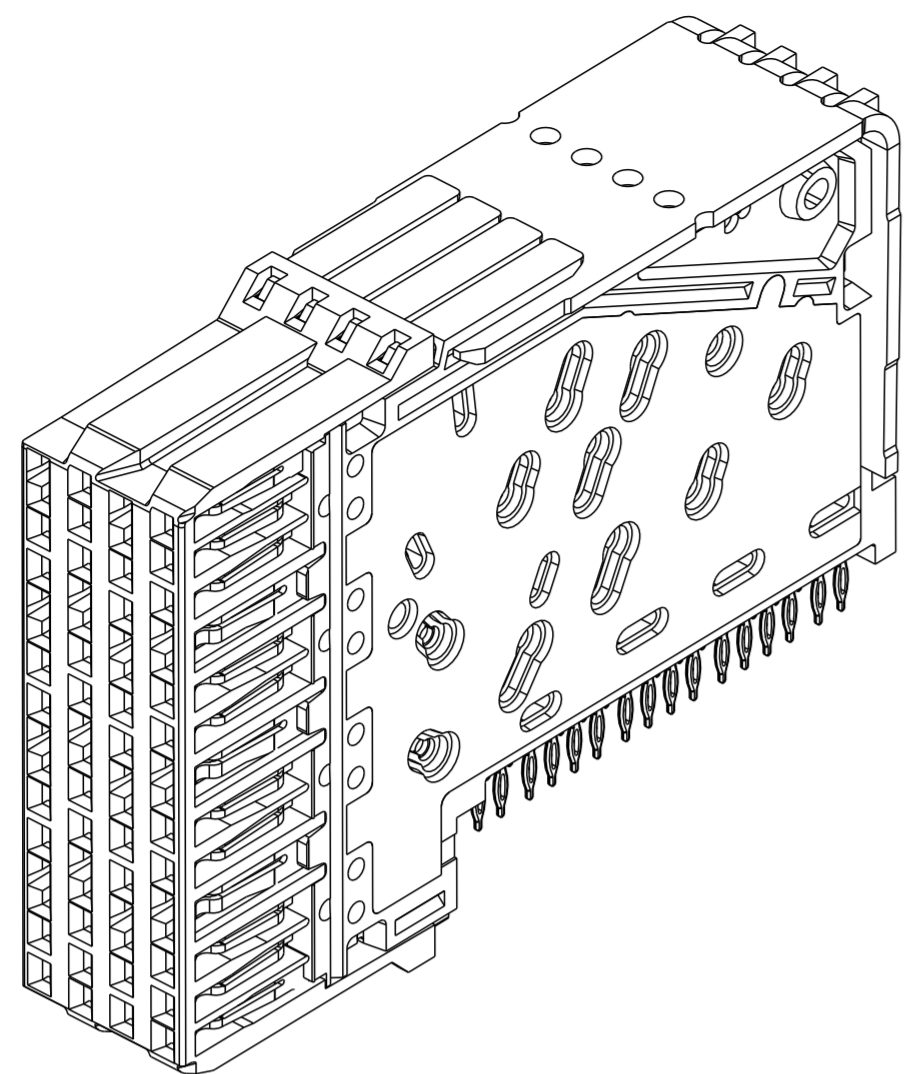
1	2	3	4	5	6	7	8										
ASSEMBLY PART NUMBER	LEAD-FREE	MODULE DESCRIPTION AND USAGE NOTES	VERSION	IMPEDANCE	COMPLIANT TAIL STYLE AND PCB DRILL DIAMETER	DIM "K" (TAIL LENGTH)	REMARKS	PCB REQUIREMENTS (SEE NOTE 11)									
								ATTRIBUTE	STANDARD TAIL	MICRO TAIL							
A 10091844-105	NO	SEE NOTES 6 & 14	HSD	85Ω	STANDARD 0.57 (.0225")	2.0	TELECORDIA CO	DRILL SIZE	∅0.57 (.0225")	∅0.45 (.0177")							
10091844-105LF	YES							PTH	∅0.46±0.05	∅0.36±0.05							
10091844-115	NO	SEE NOTES 6 & 15					TELECORDIA UE	PAD SEE NOTE 8	∅0.88	∅0.75							
10091844-115LF	YES							MIN PCB THICKNESS	1.60	1.10							
10091844-505	NO	SEE NOTES 6 & 14					HSD	85Ω	MICRO 0.45 (.0177")	1.3	TELECORDIA CO						
10091844-505LF	YES											SEE NOTES 6 & 15	TELECORDIA UE				
10091844-515	NO	SEE NOTES 6 & 14	LC	85Ω	STANDARD 0.57 (.0225")	2.0											
10091844-515LF	YES										SEE NOTES 6 & 15	TELECORDIA UE					
10091844-106	NO	SEE NOTES 6 & 14											LC	85Ω	MICRO 0.45 (.0177")	1.3	
10091844-106LF	YES										SEE NOTES 6 & 15	TELECORDIA UE					
10091844-116	NO	SEE NOTES 6 & 14					LC	85Ω	STANDARD 0.57 (.0225")	2.0							
10091844-116LF	YES										SEE NOTES 6 & 15	TELECORDIA UE					
10091844-506	NO	SEE NOTES 6 & 14	LC	85Ω	MICRO 0.45 (.0177")	1.3											
10091844-506LF	YES										SEE NOTES 6 & 15	TELECORDIA UE					
10091844-516	NO	SEE NOTES 6 & 14											LC	85Ω	STANDARD 0.57 (.0225")	2.0	
10091844-516LF	YES										SEE NOTES 6 & 15	TELECORDIA UE					
10091844-107 ^(B)	NO	SEE NOTES 6 & 14					LC	85Ω	MICRO 0.45 (.0177")	1.3							
10091844-107LF ^(B)	YES										SEE NOTES 6 & 15	TELECORDIA UE					
10091844-117 ^(B)	NO	SEE NOTES 6 & 14	LC	85Ω	STANDARD 0.57 (.0225")	2.0											
10091844-117LF ^(B)	YES										SEE NOTES 6 & 15	TELECORDIA UE					
10091844-507 ^(B)	NO	SEE NOTES 6 & 14											LC	85Ω	MICRO 0.45 (.0177")	1.3	
10091844-507LF ^(B)	YES										SEE NOTES 6 & 15	TELECORDIA UE					
10091844-517 ^(B)	NO	SEE NOTES 6 & 14					LC	85Ω	STANDARD 0.57 (.0225")	2.0							
10091844-517LF ^(B)	YES										SEE NOTES 6 & 15	TELECORDIA UE					
10091844-108 ^(B)	NO	SEE NOTES 6 & 14	LC	85Ω	MICRO 0.45 (.0177")	1.3											
10091844-108LF ^(B)	YES										SEE NOTES 6 & 15	TELECORDIA UE					
10091844-118 ^(B)	NO	SEE NOTES 6 & 14											LC	85Ω	STANDARD 0.57 (.0225")	2.0	
10091844-118LF ^(B)	YES										SEE NOTES 6 & 15	TELECORDIA UE					
10091844-508 ^(B)	NO	SEE NOTES 6 & 14					LC	85Ω	MICRO 0.45 (.0177")	1.3							
10091844-508LF ^(B)	YES										SEE NOTES 6 & 15	TELECORDIA UE					
10091844-518 ^(B)	NO	SEE NOTES 6 & 14	LC	85Ω	STANDARD 0.57 (.0225")	2.0											
10091844-518LF ^(B)	YES										SEE NOTES 6 & 15	TELECORDIA UE					

PCB REQUIREMENTS (SEE NOTE 11)		
ATTRIBUTE	STANDARD TAIL	MICRO TAIL
DRILL SIZE	∅0.57 (.0225")	∅0.45 (.0177")
PTH	∅0.46±0.05	∅0.36±0.05
PAD SEE NOTE 8	∅0.88	∅0.75
MIN PCB THICKNESS	1.60	1.10

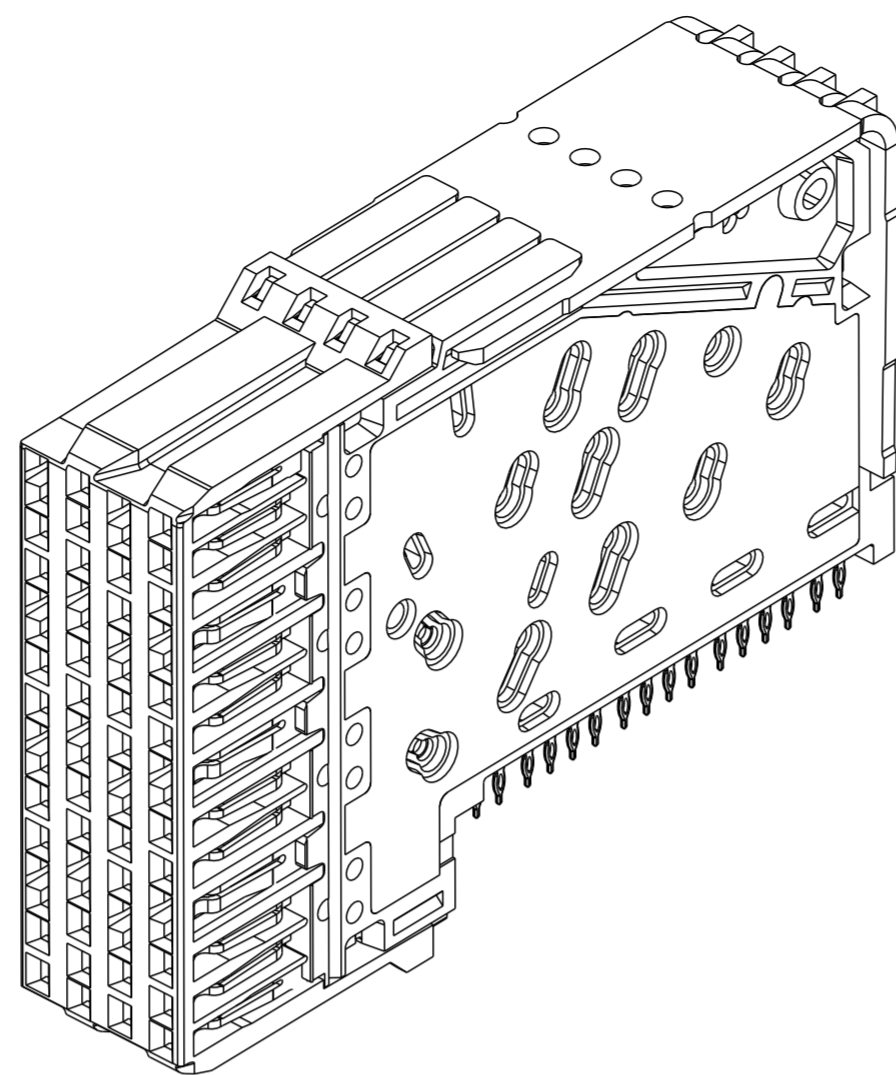


Copyright FCI.

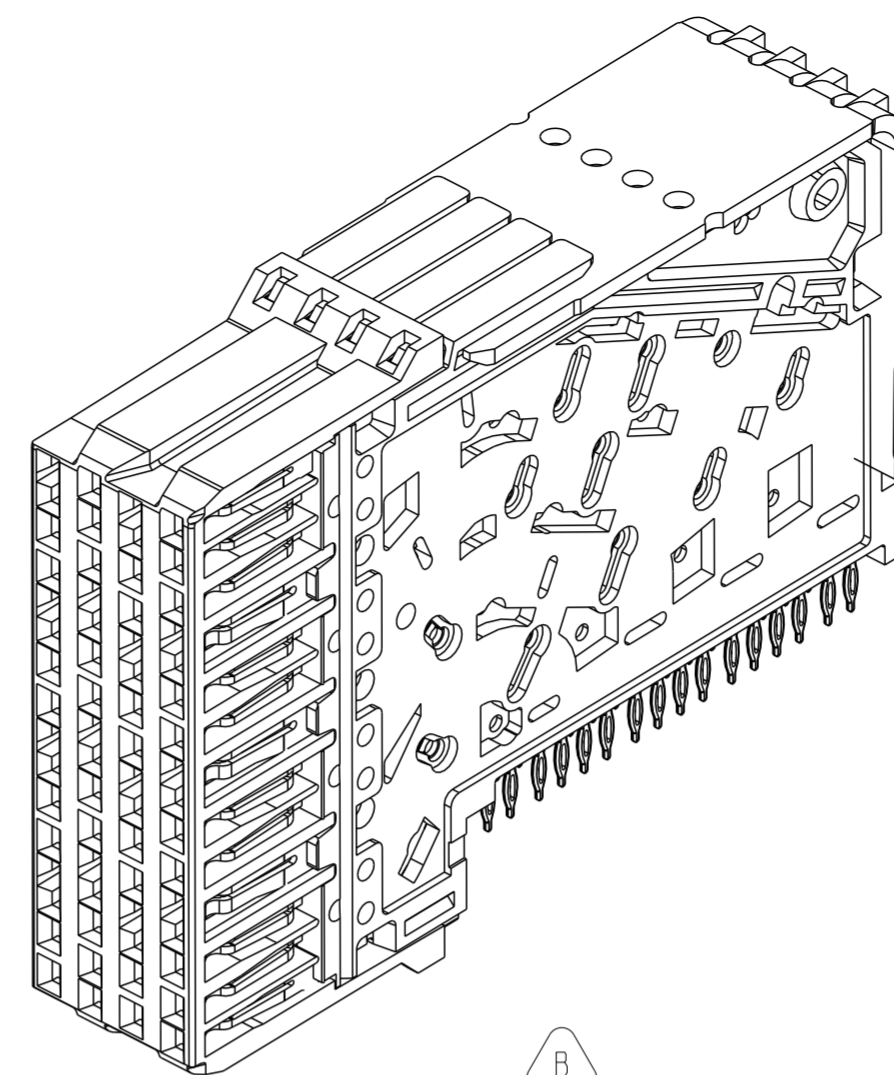
spec ref	SEE NOTES	dr	Jim Swain	2010/04/12	projection	mm	size	A2	scale	2:1	
tolerance std	ASME Y14.5	eng	Matthew Cheong	2011/10/07		mm	ecn no	ELX-S-006502-1	rel rev	Released	
TOLERANCES UNLESS OTHERWISE SPECIFIED		chr	-	apppr							Chen-Hong Tan
surface	linear	0.X	±-		RECEIPT MODULE, RIGHT ANGLE 4 COLUMN, 4 PAIR		10091844	rev B	Product - Customer Drw		
	angular	0°	±°						www.fci.com	cat. no. SEE PART NUMBER TABLE	sheet 4 of 6



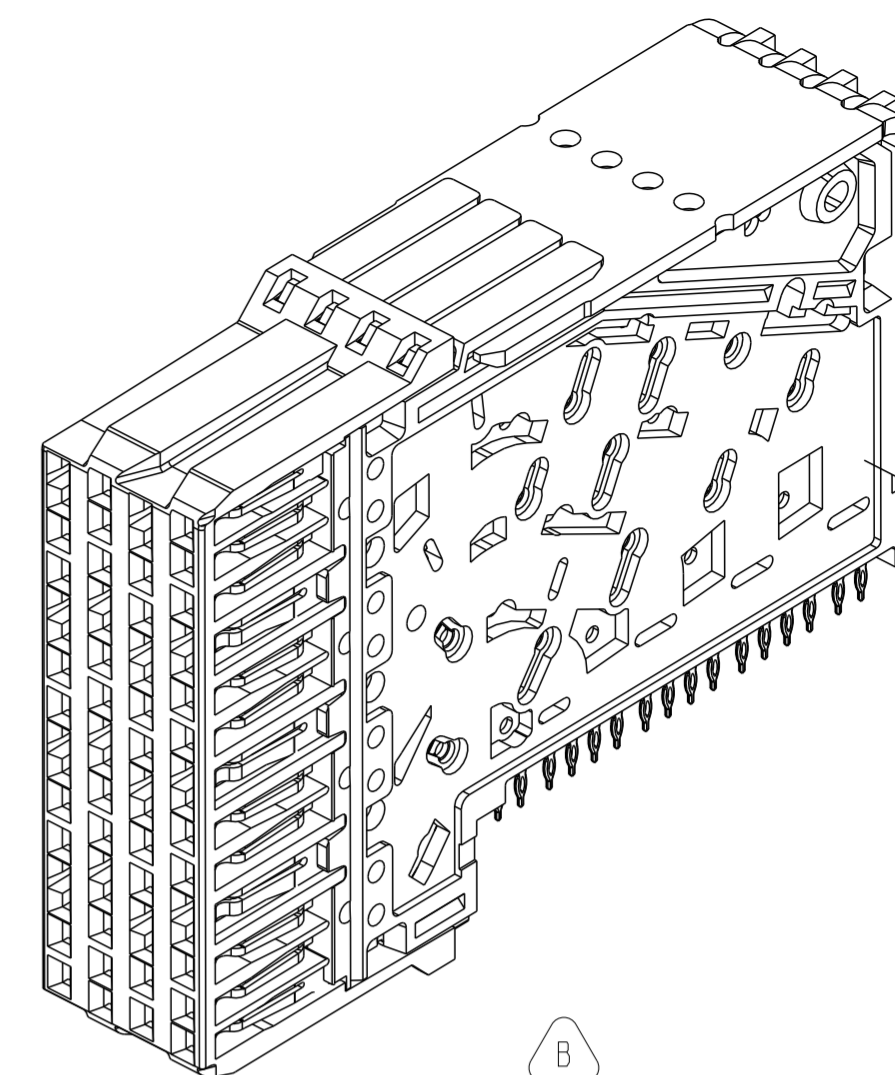
10091844-X01 & -X05
HSD / 100Ω & 85Ω / STD EON
SEE NOTE 14



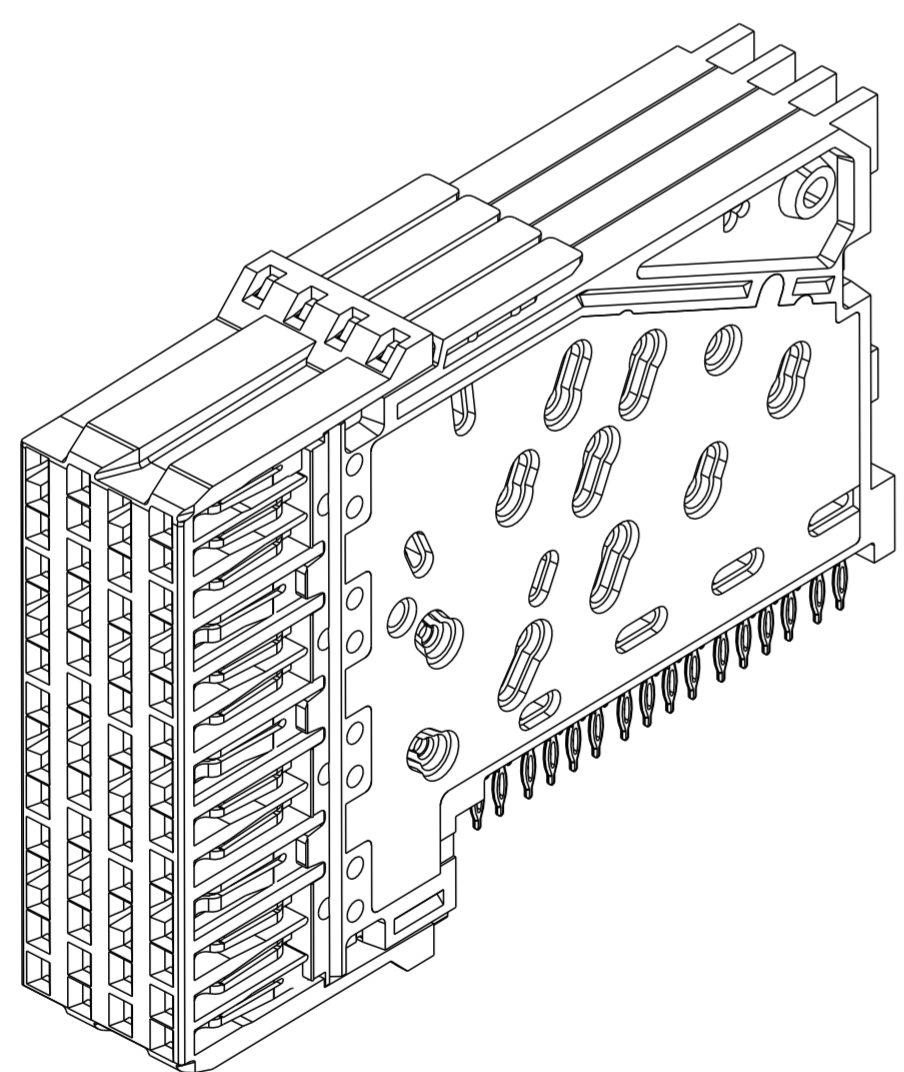
10091844-X02 & X06
HSD / 100Ω & 85Ω / MICRO EON
SEE NOTE 14



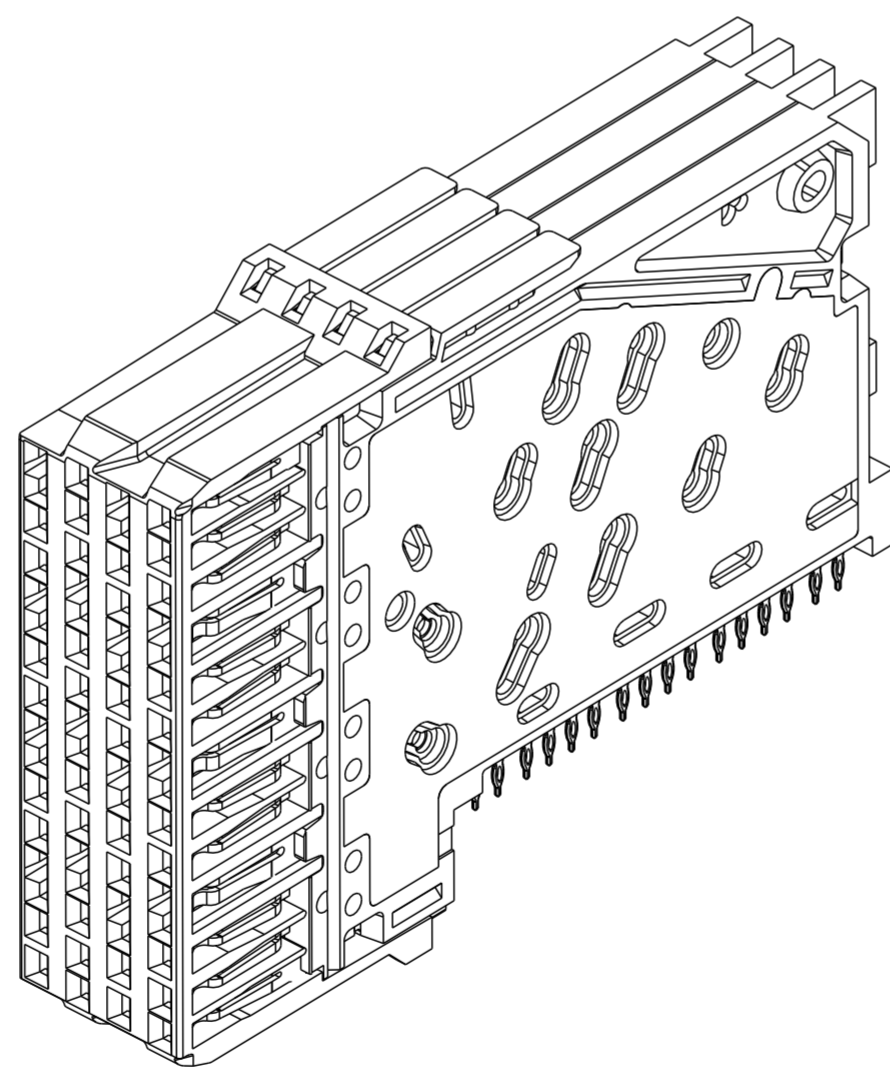
10091844-X03 & -X07
LC / 100Ω & 85Ω / STD EON
SEE NOTE 14



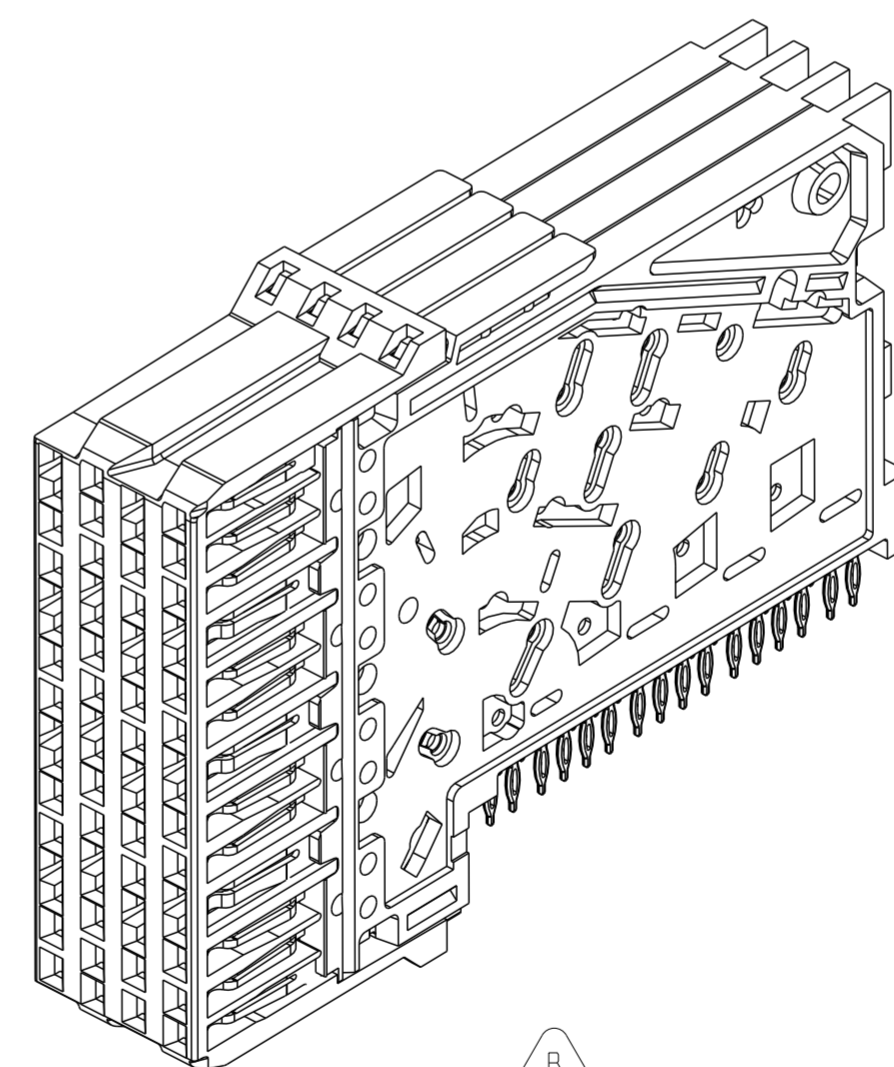
10091844-X04 & -X08
LC / 100Ω & 85Ω / MICRO EON
SEE NOTE 14



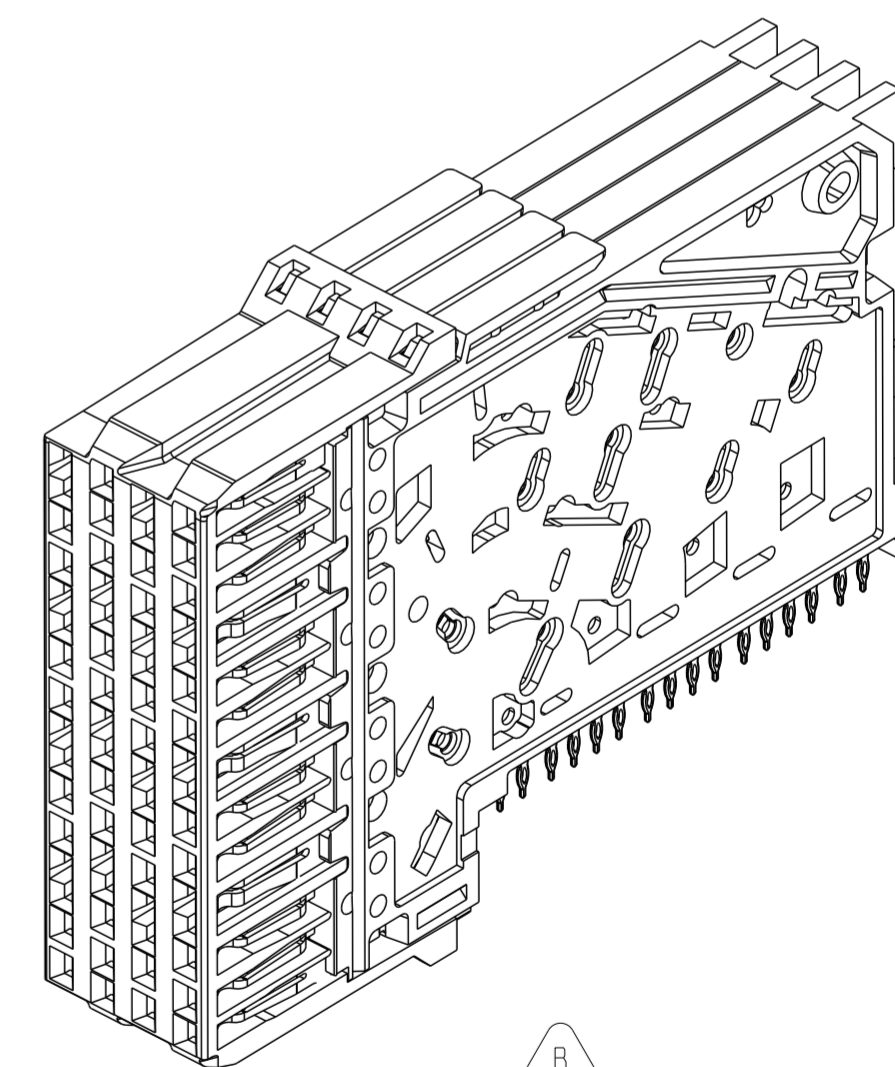
10091844-X11 & -X15
HSD / 100Ω & 85Ω / STD EON
SEE NOTE 15



10091844-X12 & X16
HSD / 100Ω & 85Ω / MICRO EON
SEE NOTE 15



10091844-X13 & -X17
LC / 100Ω & 85Ω / STD EON
SEE NOTE 15



10091844-X14 & -X18
LC / 100Ω & 85Ω / MICRO EON
SEE NOTE 15



Copyright FCI.

spec ref	SEE NOTES	dr	Jim Swain	2010/04/12	projection	mm	size	A2	scale	4:1												
tolerance std	TOLERANCES UNLESS OTHERWISE SPECIFIED	eng	Matthew Cheong	2011/10/07		mm	A2	4:1	ecn no	ELX-S-006502-1												
ASME Y14.5		chr	-	rel lev						CF	Released											
surface	<table border="1"> <tr> <td>linear</td> <td>0.X</td> <td>±</td> </tr> <tr> <td></td> <td>0.XX</td> <td>±</td> </tr> <tr> <td></td> <td>0.XXX</td> <td>±</td> </tr> <tr> <td>ASME Y14.5</td> <td>angular</td> <td>0°</td> <td>±°</td> </tr> </table>	linear	0.X	±		0.XX	±		0.XXX	±	ASME Y14.5	angular	0°	±°	appr	Chen-Hong Tan	2011/10/07	product family	XCede	rel lev	CF	Released
linear	0.X	±																				
	0.XX	±																				
	0.XXX	±																				
ASME Y14.5	angular	0°	±°																			
				title RECEPT MODULE, RIGHT ANGLE 4 COLUMN, 4 PAIR		dng no 10091844		rev B														
		www.fci.com		cat. no. SEE PART NUMBER TABLE		Product - Customer Drw		sheet 5 of 6														

NOTES:

1. CONNECTOR MATERIALS:

HOUSING: THERMOPLASTIC, GRAY, UL 94V-0
 WAFERS: THERMOPLASTIC, GRAY, UL 94V-0
 CONTACTS: HIGH-PERFORMANCE COPPER ALLOY
 ORGANIZER: STAINLESS STEEL

2. CONTACT PLATING:

SEPARABLE INTERFACE: PERFORMANCE-BASED PLATING, QUALIFIED TO MEET THE REQUIREMENTS OF FCI PRODUCT SPECIFICATION GS-12-588, INCLUDING THE TELCORDIA GR-1217-CORE (ISSUE 2, DEC 2008) CENTRAL OFFICE TEST SEQUENCE.

PRESS-FIT TAILS: TIN-LEAD ALLOY OVER NICKEL OR TIN OVER NICKEL (LEAD FREE) AS NOTED. SEE "LEAD-FREE" COLUMN IN P/N TABLE.

3. PRODUCT SPECIFICATION: GS-12-588

4. APPLICATION SPECIFICATION: GS-20-121

5. PRODUCT MARKING: APPLIED TO CUSTOM MONOBLOCK ASSEMBLY

6. XCede® MODULES ARE DESIGNED TO BE STACKED INTO A MONOBLOCK ASSEMBLY, JOINED TOGETHER BY A COMMON STAMPED METAL ORGANIZER. INDIVIDUALLY ASSEMBLED MODULES ARE OFFERED FOR PURPOSES OF SAMPLING AND INITIAL DESIGN-IN EVALUATION AS IDENTIFIED IN THE PART NUMBER TABLE.

7. DRAWING IS INTENDED FOR LAYOUT PURPOSES ONLY.

8. STATED PAD SIZE MAY REQUIRE FILLETING. REFER TO FCI APPLICATION SPECIFICATION FOR ROUTING GUIDELINES.

9. SEE PCB REQUIREMENTS TABLE AND FCI APPLICATION SPECIFICATION GS-20-121 FOR PCB HOLE SPECIFICATIONS AND ROUTING GUIDELINES.

10. LEAD-FREE PRODUCT MEETS THE EUROPEAN UNION DIRECTIVES AND OTHER COUNTRY REGULATIONS AS DESCRIBED IN FCI SPECIFICATION GS-22-008.

11. REQUIREMENTS APPLY TO THE MAJORITY OF PCB FINISHES. SEE APPLICATION SPECIFICATION GS-20-121 FOR ADDITIONAL DETAILS AND EXCEPTIONS FOR LEAD-FREE HASL AND IMMERSION SILVER FINISHES.

12. PACKAGING MEETS FCI SPECIFICATION GS-14-920 FOR LEAD-FREE LABELING.

13. THE SPECIFIED KEEP-OUT AREA IS REQUIRED FOR CONNECTOR REPAIRABILITY.

14. INDIVIDUAL MODULE ASSEMBLIES INCLUDING ASSEMBLED METAL ORGANIZER. THESE MODULES ARE TO BE USED FOR SAMPLING AND INITIAL EVALUATION ONLY. REF NOTE 6.

15. INDIVIDUAL MODULES TO BE SPECIFIED AND USED IN CUSTOM MONOBLOCK CONFIGURATIONS. REFERENCE NOTE 6 AND FCI APPLICATION SPECIFICATION FOR ADDITIONAL CONFIGURATION GUIDELINES AND INFORMATION.

16. A ^B SYMBOL WILL BE NEXT TO ANY DIMENSION, VIEW OR NOTES WHICH HAS BEEN MODIFIED WITH THE CURRENT DRAWING REVISION.

Copyright FCI. FCI

spec ref	SEE NOTES	dr	Jim Swain	2010/04/12	projection	mm	size	A2	scale	2:1		
tolerance std	TOLERANCES UNLESS OTHERWISE SPECIFIED	eng	Matthew Cheong	2011/10/07		mm	ecn no	ELX-S-006502-1	rel rev	Released		
ASME Y14.5		chr	-	-								
surface	linear	0.X	±-	www.fci.com	product family	XCede	rel rev	10091844	rev	B		
ASME Y14.5	0.XX	±-	cat. no. SEE PART NUMBER TABLE								Product - Customer Drw	sheet 6 of 6
	0.XXX	±-										
angular	0°	±°	PDS: Rev :B		STATUS:Released		Printed: Oct 07, 2011					

X-ON Electronics

Largest Supplier of Electrical and Electronic Components

Click to view similar products for [Amphenol](#) manufacturer:

Other Similar products are found below :

[PT01SE-16-8P\(027\)](#) [PT01SE-16-8P\(476\)](#) [CTV06RW-11-2JB-LC](#) [97-3108A-22-14P](#) [10-474017-10P](#) [MS27473P14B18S](#) [TV06RW-25-90AE](#)
[PT02E10-2PW](#) [PT02E10-2PX](#) [97-3106A18-3PX-958](#) [97-3106A18-3PY-958](#) [TV06RL-13-35AD](#) [TV06RL-13-98BD](#) [TV06RW-25-46AE](#)
[TV06RL-13-35SD-LC](#) [TV06RL-13-35SD](#) [TV06RL-13-98SD-LC](#) [TV06RL-13-98SD](#) [TVP00RW-23-53AD](#) [PT02E10-2PW-025](#) [100-007-213-002-001](#) [2M805-002-16NF23-12PA](#) [97-3108B16S-5PW-417](#) [97-3108B16S-5PY-417](#) [CS-DSDMDB37MF-025](#) [97-3108B16S-5PZ-417](#)
[PT06SE2041P](#) [CF-5A9013-04N](#) [CF-6A4615-06N](#) [GTC02R32-17S-025-RDS-LC](#) [GTC02R32-17S-025-LC](#) [PT06SE-24-61P\(LC\)](#) [SP28W1F](#)
[TV07DT-25-37P](#) [TV07DT-25-37JN-LC](#) [TV07DT-25-37S](#) [TV07DT-25-37S-LC](#) [TV07DT-25-46P-LC](#) [97-3101A20-21P-958](#) [TV07DT-25-90P-LC](#) [TV07DT-25-46A](#) [TV07DT-25-37P-LC](#) [GTS08-36-22PZ-025-B30](#) [PT00SP2241P](#) [LJT06RT-15-35PB\(023\)](#) [TV06RW-23-53AB](#)
[LJT06RT-15-68PB-023](#) [97-3106A-22-9S\(621\)](#) [PT06A14-4S-005](#) [TVS07RF-15-19BB](#)