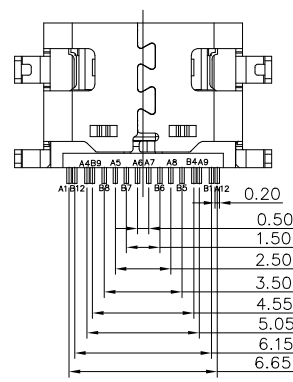
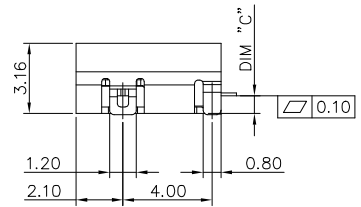
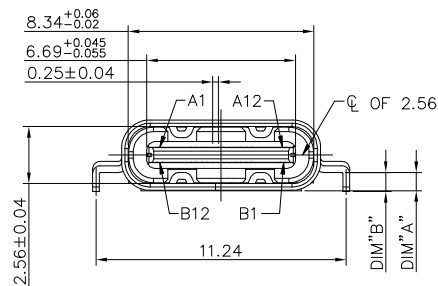


SECTION: A-A



- 0.20
- 0.50
- 1.50
- 2.50
- 3.50
- 4.55
- 5.05
- 6.15
- 6.65

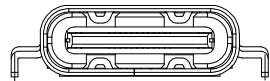
NOTE:

1. MATERIAL SPECIFICATION:
 1. HOUSING: HIGH TEMPERATURE PLASTIC, UL94 V-0, BLACK.
 2. TERMINAL: COPPER ALLOY
 3. MID PLATE: STAINLESS STEEL
 4. FRONT SHELL: STAINLESS STEEL
2. PLATING SPECIFICATION:
 - 2-1. TERMINAL: Ni 50u" MIN. UNDER PLATED OVER ALL. THE FUNCTIONAL AREA OF CONTACT: REFER THE PART NUMBER. Au 1u" PLATING SPECIFICATIONS OF THE SOLDER AREA
 - 2-2. FRONT SHELL: Ni 50u" PLATING
 - 2-3. MID PLATE: CLEAR ONLY
3. MECHANICAL PERFORMANCE:
 - 3-1. INSERTION FORCE: 0.5kgf~2.0kgf.
 - 3-2. REMOVAL FORCE: 0.8kgf~2.0kgf.
 - 3-3. DURABILITY: 10000 CYCLES.
4. ELECTRICAL PERFORMANCE:
 - 4-1. VOLTAGE RATING: 5 V DC/AC (RMS. max)
CURRENT RATING: 5 AMPS. FOR TOTAL VBUS/GND PINS;
1.25AMPS FOR CC PIN, 0.25 AMPS. FOR ALL OTHER CONTACT.
 - 4-2. LLCR: VBUS & GND PINS AND OTHER PINS: 40mΩ/PIN MAX. LLCR MAX. CHANGE OF ALL PINS: 10mΩ.
 - 4-3. INSULATION RESISTANCE: 100MΩ MIN.
 - 4-4. DIELECTRIC WITHSTAND VOLTAGE, AC 100V FOR 1 MINUTE.
5. ENVIRONMENTAL PERFORMANCE: OPERATING TEMPERATURE: -25° C~+85° C.
6. IR REFLOW: THE PEAK TEMPERATURE ON THE BOARD SHALL BE MAINTAINED FOR 10 SECONDS AT 260° C.
7. PRODUCT PART NUMBER DESCRIPTION: 10174570 - 0 0 X X X L F

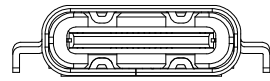
STYLE: A, B, C, (REFER THE TABLE)

STYLE	DIM "A"	DIM "B"	DIM "C"
A	0.82	0.85	0.80
B	1.02	0.85	1.00
C	1.62	0.70	1.60

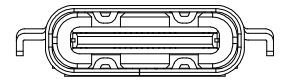
- LEAD FREE
- PACKING TYPE: 1: TAPE/REEL
- CONTACT AREA PLATING 1: 3u" GOLD



STYLE A



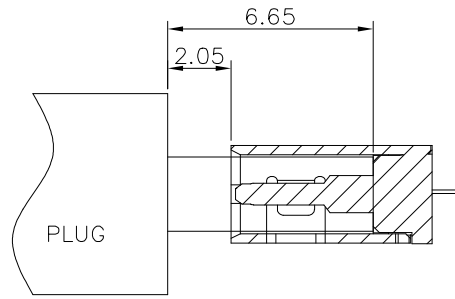
STYLE B



STYLE C

mat'l. code		surface ISO 1302	tolerance ISO 406	projection ISO 1101	product family
ltr		tolerances unless otherwise specified		USB	
A	-	angles	.X±.35	title	
		linear	.XX±.25	USB TYPE C	
		0°±2'	.XXX±.15	16P SINK SMT TYPE	
		dr	Tian-Yu Tang 2023/10/26	dwg no	
		engr	Tian-Yu Tang 2023/10/26	sheet 1 of 2	
		chr	L-Q Lei 2023/10/26	size	
		appd	Tim Yao 2023/10/26	10174570	
sheet index		revision sheet		type Product Customer Drawing	

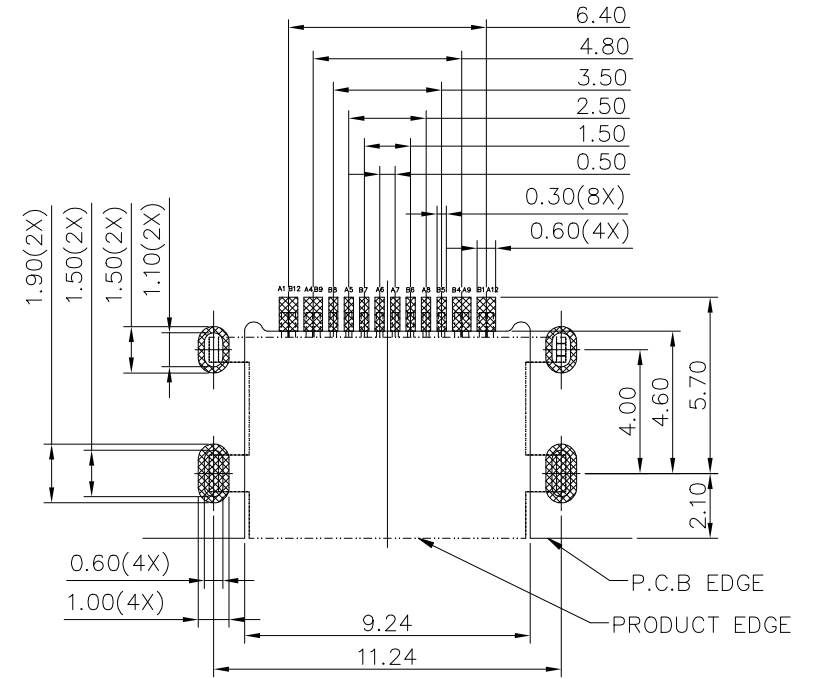




AFTER MATING

USB TYPE-C PIN ASSIGNMENTS

PIN NUMBER	SIGNAL NAME	PIN NUMBER	SIGNAL NAME
A1	GND	B12	GND
A4	VBUS	B9	VBUS
A5	CC1	B8	SBU2
A6	Dp1	B7	Dn2
A7	Dn1	B6	Dp2
A8	SBU1	B5	CC2
A9	VBUS	B4	VBUS
A12	GND	B1	GND



RECOMMENDED PCB LAYOUT(TOP VIEW)
THICKNESS 0.80MM; DEFAULT TOLERANCE: ±0.05

mat'l. code		surface ISO 1302 ✓		tolerance ISO 406 ISO 1101		projection 1101		product family USB	
ltr	ecn no	dr	date	tolerances unless otherwise specified		mm		title	
A				angles	.X±.35	mm		USB TYPE C 16P SINK SMT TYPE	
				linear	.XX±.25	scale 1:1		dwg no	
				0°±2'	.XXX±.15			sheet 2 of 2	
				dr	Tian-Yu Tang	2023/10/26		size	
				engr	Tian-Yu Tang	2023/10/26		A3	
				chr	L-Q Lei	2023/10/26		10174570	
				appd	Tim Yao	2023/10/26		type Product Customer Drawing	
sheet index	revision sheet								

X-ON Electronics

Largest Supplier of Electrical and Electronic Components

Click to view similar products for [USB Connectors](#) category:

Click to view products by [Amphenol](#) manufacturer:

Other Similar products are found below :

[950](#) [MUSBD11135](#) [17-200721](#) [217450-1](#) [KMBVX-TH-5S-B30](#) [KUSBX-AS2N-W](#) [KUSBX-SMT2AP1S-W30](#) [935](#) [957](#) [30-498-6](#) [SK-60A-2](#)
[1734082-1](#) [30-470](#) [30-489](#) [30-541](#) [A-USB A-2P-C](#) [MIKROE-1451](#) [USBFTVSCCG](#) [1-1734084-2](#) [10135326-001LF](#) [4198](#) [USB-A-D-VT](#)
[USB-A-S-RA-TSMT](#) [1310-1023-02](#) [690-024-633-031](#) [UB-20PMFP-LC7001](#) [17-200011](#) [UB-20AFMM-LL7A01](#) [1040870124](#) [CAP-](#)
[WCCMLPB1](#) [CAP-WCCMLPC1](#) [2274475-3](#) [UB-20BMFA-SL8001](#) [914-614A2025S10200](#) [USB3FTV7SAGF059](#) [ZX40-B-5S-1500-](#)
[STDA\(30\)](#) [GSB3116344HR](#) [USB3FTV2SAZNF459](#) [USB3FTV7SAZNF459](#) [U221-041N-1WVS62-F5D](#) [HYCW153-USBD05-500B](#)
[HYCW219-USBD05-075B](#) [HYCW148-USBD05-117B](#) [HYCW149-USBD05-740B](#) [HYCW204-USBD05-108B](#) [HYCW214-USBA04-113B](#)
[HYCW213-USBA04-113B](#) [UB-20AMFM-SL7A01](#) [KMMX-BSMT35S-1-B30TR](#) [2345986-1](#)