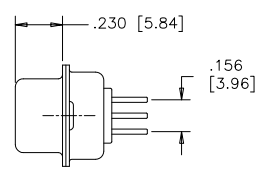
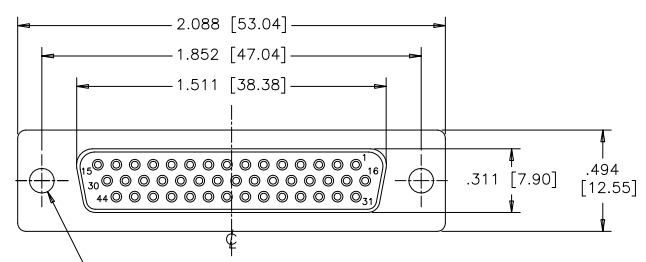


REVISIONS			
REV	ECN, ERN NO.	DATE	APPRD.
C	PRODUCT DRAWING (EAR 14658)	MAY07/18	K.L.



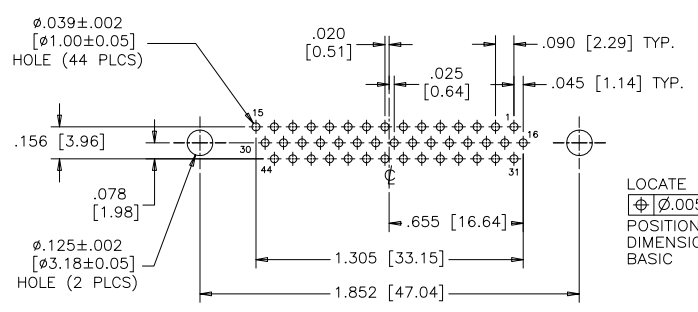
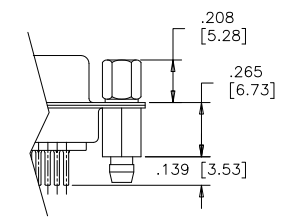
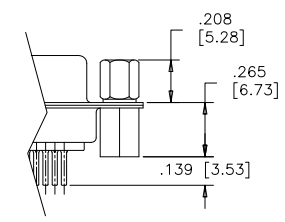
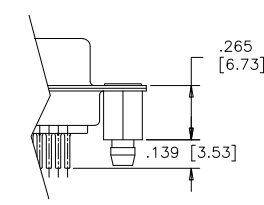
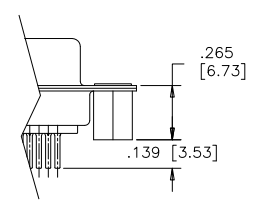
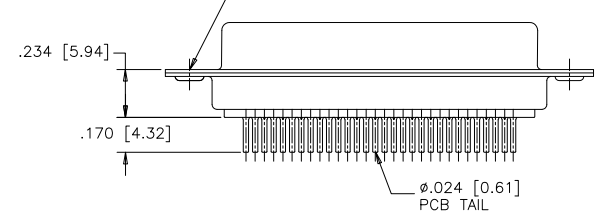
TERMINATION-MTG OPTION 030
 .120 [3.05] DIA. THROUGH HOLES (2 PLACES), SEE ORDERING CODE.

TERMINATION-MTG OPTION 130
 VERTICAL MOUNT, #4-40 UNC THREADED THROUGH STANDOFFS

TERMINATION-MTG OPTION 132
 VERTICAL MOUNT, #4-40 UNC STANDOFFS WITH BOARDLOCKS

TERMINATION-MTG OPTION 230
 VERTICAL MOUNT, #4-40 UNC HEX JACK SOCKETS, STANDOFFS

TERMINATION-MTG OPTION 232
 VERTICAL MOUNT, #4-40 UNC HEX JACK SOCKETS, STANDOFFS WITH BOARDLOCKS



LOCATE HOLES
 Ø .005 [0.13]
 POSITION DIMENSIONS ARE BASIC

RECOMMENDED P.C.B LAYOUT
 (COMPONENT SIDE OF BOARD)

ORDERING CODE:

PART NUMBER: 1 7 E H D - 0 4 4 S X X - X 3 X

SERIES

NUMBER OF CONTACTS
 044

STYLE
 S=SOCKET

TERMINATION-MOUNTING OPTIONS

- 030=VERTICAL MOUNT, Ø.120 [3.05] THROUGH HOLE
- 130=VERTICAL MOUNT, #4-40 UNC STANDOFFS
- 132=VERTICAL MOUNT, #4-40 UNC STANDOFFS WITH BOARDLOCKS
- 230=VERTICAL MOUNT, #4-40 UNC HEX JACK SOCKETS, STANDOFFS
- 232=VERTICAL MOUNT, #4-40 UNC HEX JACK SOCKETS, STANDOFFS WITH BOARDLOCKS

CONTACT PLATING OPTIONS

- AA=ENGAGEMENT AREA 3µ" [0.08 MICRONS] GOLD FLASH
- CH=ENGAGEMENT AREA 15µ" [0.38 MICRONS] GOLD
- AM=ENGAGEMENT AREA 30µ" [0.76 MICRONS] GOLD

SPECIFICATIONS:

- MATERIALS:** ALL MATERIALS ARE RoHS COMPLIANT
- SHELL:** STEEL, NICKEL PLATED
- INSERTS:** HIGH TEMPERATURE RESISTANT NYLON, GLASS REINFORCED, UL FLAMMABILITY RATING 94V-0, COLOUR: BLACK
- CONTACTS:** COPPER ALLOY, GOLD PLATING (SEE ORDERING CODE) OVER 50µ" [1.27 MICRONS] NICKEL ON ENGAGEMENT AREA WITH 100µ" [2.54 MICRONS] MIN. MATTE TIN ON CONTACT TERMINALS.
- BOARDLOCK:** COPPER ALLOY, TIN PLATED

ELECTRICAL DATA:

- CURRENT RATING:** 3 AMP
- CONTACT RESISTANCE:** 15 MILLIOHMS MAX.
- INSULATION RESISTANCE:** 3000 MEGOHMS MIN.
- DIELECTRIC WITHSTANDING VOLTAGE:** 1000 VAC rms
- OPERATING TEMPERATURE:** -55°C TO +105°C

DRAWN	E.CHEN	DATE	JUN27/06
DESIGNED			
CHECKED	K.LAMBIE	DATE	JUL26/06
I. E. APPRD.			
Q. A. APPRD.			
DWG. APPRD.			
ENG. REL. NO.			
REF.	EAR 12956		
DIMENSIONS ARE IN	CODE ID. NO.		
INCHES	03554		

Amphenol Canada Corp.			
TITLE 17EHD SERIES HIGH DENSITY D-SUB CONNECTOR, 44 SIZE SOCKET, VERTICAL PCB MOUNT CONTACTS, PLATING & MOUNTING OPTIONS, RoHS COMPLIANT			
DWG	DRAWING NO.	REV.	
C	P-17EHD-044SXX-X3X	C	
DIMENSIONS ARE IN	SCALE	WT.	SURF.
INCHES	2/1		
			SHEET 1 OF 1

THIS DOCUMENT CONTAINS PROPRIETARY INFORMATION AND SUCH INFORMATION MAY NOT BE DISCLOSED TO OTHERS FOR ANY PURPOSE OR USED FOR MANUFACTURING PURPOSES WITHOUT WRITTEN PERMISSION FROM AMPHENOL CANADA CORP.

X-ON Electronics

Largest Supplier of Electrical and Electronic Components

Click to view similar products for [D-Sub High Density Connectors](#) category:

Click to view products by [Amphenol](#) manufacturer:

Other Similar products are found below :

[97-3250-11](#) [163A16809X](#) [163A17089X](#) [164A17199X](#) [K86X-AD-26S](#) [242A25680X](#) [L717HDB44POL2R210](#) [L717HDEH15POL2](#)
[L777HDE15P](#) [L77HDE15SC309](#) [163A16759X](#) [163A16839X](#) [163A16989X](#) [163A17079X](#) [164A17329X](#) [164A18219X](#) [241A16440X](#)
[241A16550X](#) [241A16680X](#) [241A20810X](#) [241A25740X](#) [CT25-44P](#) [MDBE15PE766](#) [L177HDE15SOL2RM23](#) [L177HRC62S](#)
[L177HRC62SVFM](#) [L177HRCG62S](#) [L717HDEG15POL2RM5](#) [L77HDA26SVF](#) [L77HDE15SD1CO](#) [L77HDEH15SOL2RM832](#) [DAMA-15S-](#)
[WS](#) [443895-3](#) [106698-1](#) [280-012K2C](#) [L177HRB44S](#) [164A17039X](#) [09562004701510](#) [241A17960X](#) [164A18269X](#) [280-019S1S9MEN](#)
[L777HDEG15P](#) [280-018P3S25MEGN](#) [206504-2](#) [2057140-1](#) [C115370-6002](#) [DFMA104SNMBFR172FR022](#) [HDC9F200E2S](#)
[L717HDAG26POL2RM8](#) [241A28180X](#)