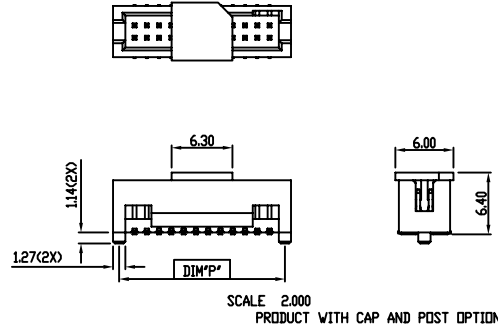
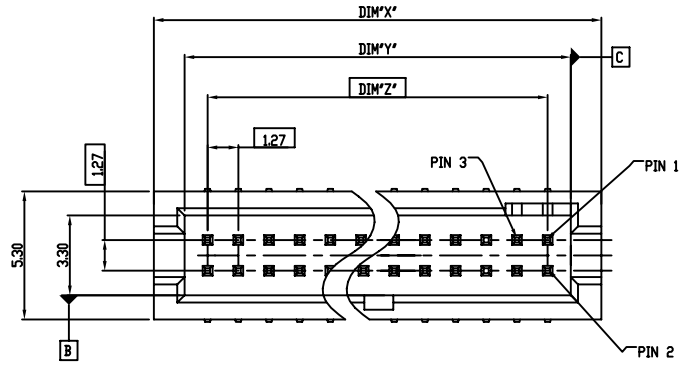
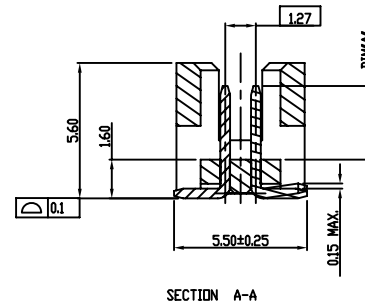
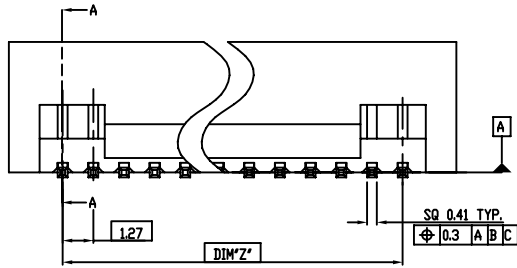


PART NO.
20021221



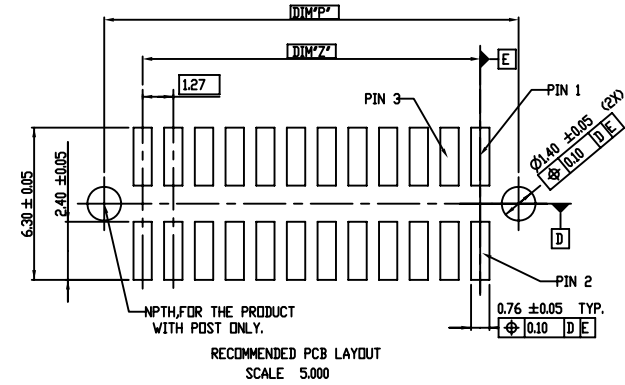
- NOTES:
- 1.MATERIAL:
HOUSING: HIGH TEMPERATURE THERMOPLASTIC, UL94-V0 BLACK.
TERMINAL: COPPER ALLOY
 - 2.ONLY SHOWN THE FEATURE OF THE ABSENT PIN,THE OTHER SPEC IS THE SAME AS THE FULL PIN PRODUCT.
 - 3.THE HOUSING WILL WITHSTAND EXPOSURE TO 260°C PEAK TEMPERATURE FOR 10 SECONDS IN A CONVECTION INFRA-RED OR VAPOR PHASE REFLOW OVEN.
 - 4.THIS PRODUCT MEETS EUROPEAN UNION DIRECTIVES AND OTHER COUNTRY REGULATIONS AS DESCRIBED IN GS-22-008.
 - 5.PRODUCT SPEC: GS-12-629
 - 6.PACKAGE SPEC: GS-14-1420
 - 7.THE METAL CAP IS OPTION AS CUSTOMER REQUIREMENT.
 - 8.20021221-00312CALF FOR CUSTOMER SPECIFIED WITH 0.76um MIN. Au AT CONTACT, 1.27um MIN. MATTE TIN AT TAIL.



mat'l. code		surface		tolerance		projection		product family	
		ISO 1302 ✓		ISO 406 ISO		1101		MINITEK127®	
ltr		ecn no		dr		date		title	
N		ELX-N-23548		TIM		03/21/16		SHROUDED HDR VT SMT	
P		ELX-N-24142		TIM		05/23/16			
				angles		linear		mm	
				0°±2'		.0±.30		scale 1:1	
						.00±.20			
						.000±.10			
				dr		ZK HU		08/07/12	
				eng		ZK HU		08/07/12	
				chr		BIAN RICK		08/07/12	
				app		BIAN RICK		08/07/12	
sheet		revision		P		P		dwg no	
index		sheet		1		2		20021221	
				3				sheet 1 of 3	
								size	
								A3	
								type	
								Product Customer Drawing	

PART NO.	POS.	DIM'X'	DIM'Y'	DIM'Z'	DIM'P'
20021221-XX006XXLF	2 X 3	6.99	4.45	2.54	5.72
20021221-XX008XXLF	2 X 4	8.26	5.72	3.81	6.99
20021221-XX1010XXLF	2 X 5	9.53	6.99	5.08	8.26
20021221-XX1212XXLF	2 X 6	10.80	8.26	6.35	9.53
20021221-XX1414XXLF	2 X 7	12.07	9.53	7.62	10.80
20021221-XX1616XXLF	2 X 8	13.34	10.80	8.89	12.07
20021221-XX1818XXLF	2 X 9	14.61	12.07	10.16	13.34
20021221-XX2020XXLF	2 X 10	15.88	13.34	11.43	14.61
20021221-XX2222XXLF	2 X 11	17.15	14.61	12.70	15.88
20021221-XX2424XXLF	2 X 12	18.42	15.88	13.97	17.15
20021221-XX2626XXLF	2 X 13	19.69	17.15	15.24	18.42
20021221-XX2828XXLF	2 X 14	20.96	18.42	16.51	19.69
20021221-XX3030XXLF	2 X 15	22.23	19.69	17.78	20.96
20021221-XX3232XXLF	2 X 16	23.50	20.96	19.05	22.23
20021221-XX3434XXLF	2 X 17	24.77	22.23	20.32	23.50
20021221-XX3636XXLF	2 X 18	26.04	23.50	21.59	24.77
20021221-XX3838XXLF	2 X 19	27.31	24.77	22.86	26.04
20021221-XX4040XXLF	2 X 20	28.58	26.04	24.13	27.31
20021221-XX4242XXLF	2 X 21	29.85	27.31	25.40	28.58
20021221-XX4444XXLF	2 X 22	31.12	28.58	26.67	29.85
20021221-XX4646XXLF	2 X 23	32.39	29.85	27.94	31.12
20021221-XX4848XXLF	2 X 24	33.66	31.12	29.21	32.39
20021221-XX5050XXLF	2 X 25	34.93	32.39	30.48	33.66
20021221-XX5252XXLF	2 X 26	36.20	33.66	31.75	34.93
20021221-XX5454XXLF	2 X 27	37.47	34.93	33.02	36.20
20021221-XX5656XXLF	2 X 28	38.74	36.20	34.29	37.47
20021221-XX5858XXLF	2 X 29	40.01	37.47	35.56	38.74
20021221-XX6060XXLF	2 X 30	41.28	38.74	36.83	40.01
20021221-XX6262XXLF	2 X 31	42.55	40.01	38.10	41.28
20021221-XX6464XXLF	2 X 32	43.82	41.28	39.37	42.55
20021221-XX6666XXLF	2 X 33	45.09	42.55	40.64	43.82
20021221-XX6868XXLF	2 X 34	46.36	43.82	41.91	45.09
20021221-XX7070XXLF	2 X 35	47.63	45.09	43.18	46.36
20021221-XX7272XXLF	2 X 36	48.90	46.36	44.45	47.63
20021221-XX7474XXLF	2 X 37	50.17	47.63	45.72	48.90
20021221-XX7676XXLF	2 X 38	51.44	48.90	46.99	50.17
20021221-XX7878XXLF	2 X 39	52.71	50.17	48.26	51.44
20021221-XX8080XXLF	2 X 40	53.98	51.44	49.53	52.71
20021221-XX8282XXLF	2 X 41	55.25	52.71	50.80	53.98
20021221-XX8484XXLF	2 X 42	56.52	53.98	52.07	55.25
20021221-XX8686XXLF	2 X 43	57.79	55.25	53.34	56.52
20021221-XX8888XXLF	2 X 44	59.06	56.52	54.61	57.79
20021221-XX9090XXLF	2 X 45	60.33	57.79	55.88	59.06

PART NO.	POS.	DIM'X'	DIM'Y'	DIM'Z'	DIM'P'
20021221-XXX92XXLF	2 X 46	61.60	59.06	57.15	60.33
20021221-XXX94XXLF	2 X 47	62.87	60.33	58.42	61.60
20021221-XXX96XXLF	2 X 48	64.14	61.60	59.69	62.87
20021221-XXX98XXLF	2 X 49	65.41	62.87	60.96	64.14
20021221-XXXA0XXLF	2 X 50	66.68	64.14	62.23	65.41



20021221-X X X XX X X LF

- LEAD FREE
- PLATING CODE(OTHER SEE NOTES.8)
- 1: GOLD FLASH AT CONTACT, 127um MIN. MATTE TIN AT TAIL
- 2: GOLD FLASH AT CONTACT, GOLD FLASH AT TAIL
- 4: 0.25um Au MIN. AT CONTACT, 127um MIN.MATTE TIN AT TAIL
- 5: 0.25um Au MIN. AT CONTACT, GOLD FLASH AT TAIL
- 6: 0.38um GXT MIN. AT CONTACT, 127um MIN.MATTE TIN AT TAIL
- 7: 0.38um GXT MIN. AT CONTACT, GOLD FLASH AT TAIL
- 8: 0.76um GXT MIN. AT CONTACT, 127um MIN.MATTE TIN AT TAIL
- 9: 0.76um GXT MIN. AT CONTACT, GOLD FLASH AT TAIL
- PACKING STYLE
- T: TUBE
- D: TUBE + CAP
- C: TAPE & REEL + CAP
- PIN NO. SEE TABLE
- SELECTED LOADED
- 0: FULLY LOADED, OTHER SEE SHEET 3 NOTE 2
- MATING LENGTH(DIM'A')
- 0: 3.05MM
- POST OPTION
- 0: WITHOUT POST
- 1: WITH POST

mat'l. code		surface		tolerance		projection		product family	
		ISO 1302 ✓		ISO 406 ISO		1101		MINITEK127®	
ltr		ecn no		dr		date		title	
								SHROUDED HDR VT SMT	
P		angles		linear		mm		scale 1:1	
		dr		ZK HU		08/07/12		dwg no	
		eng		ZK HU		08/07/12		sheet 2 of 3	
		chr		BIAN RICK		08/07/12		20021221	
		app		BIAN RICK		08/07/12		A3	
sheet		revision						type Product Customer Drawing	
index		sheet							

Amphenol FCI

© 2016 AFCI

A

A

B

B

C

C

D

D

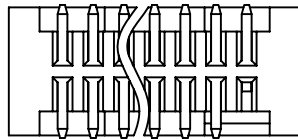
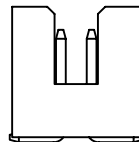

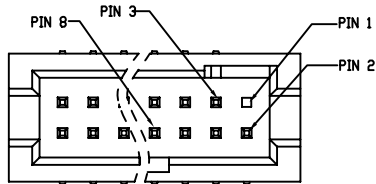
Amphenol
FCI

© 2016 AFci

©

©

D



PART NUMBER	AMOUNT OF PINS	PIN FREE LEADED
20021221-XX108XXLF	7	PIN #3
20021221-XX110XXLF	9	PIN #3
20021221-XX214XXLF	13	PIN #1
20021221-XX206XXLF	5	PIN #1
20021221-XX312XXLF	11	PIN #8

PART NUMBER 20021221-XX214XXLF
REMOVE PIN 1 FOR REFERENCE

mat'l. code		surface	tolerance	projection	product family	
ISO 1302		ISO 406	ISO 1101	1101	MINITEK127®	
ltr	ecn no	dr	date	title		
P				SHROUDED HDR VT SMT		
angles		linear	mm	scale 1:1		
0°±2'		.0±.30	.00±.20	dwg no		
dr		ZK HU	08/07/12	sheet 3 of 3		
eng		ZK HU	08/07/12	size		
chr		BIAN RICK	08/07/12	A3		
app		BIAN RICK	08/07/12	type		
sheet index		revision sheet		Product Customer Drawing		

X-ON Electronics

Largest Supplier of Electrical and Electronic Components

Click to view similar products for [Headers & Wire Housings](#) category:

Click to view products by [Amphenol](#) manufacturer:

Other Similar products are found below :

[892-18-020-10-001101](#) [58102-G61-06LF](#) [582553-1](#) [0009485154](#) [009176003701906](#) [0050291907](#) [LY20-4P-DT1-P1E-BR](#) [02.125.8002.8](#)
[609-3404](#) [61062-3](#) [622-0430](#) [622-3653LF](#) [63453-116](#) [636-1030](#) [636-1427](#) [636-3427](#) [636-4007](#) [641938-9](#) [641991-4](#) [644827-2](#) [65817-010LF](#)
[65817-015LF](#) [65863-015LF](#) [66207-023LF](#) [67095-007LF](#) [67601157](#) [68648-049](#) [70.362.1628.0](#) [70-4210](#) [70-4226B](#) [70-4853B](#) [707-5020](#) [707-](#)
[5028](#) [71.350.2428.0](#) [71918-208LF](#) [71961-016LF](#) [733-134](#) [733-162](#) [754199-000](#) [760-3052](#) [787-8014-00](#) [79531-3000](#) [FCN-360C032-B](#) [FCN-](#)
[367T-T012/H](#) [FCN-723D010/2](#) [80.063.4001.1](#) [800-90-001-10-001000](#) [800-90-010-10-002000](#) [801-43-002-10-013000](#) [801-43-006-10-002000](#)