

ELECTRICAL

FREQUENCY RANGE _____ DC - 18 GHz

ATTENUATION ACCURACY

0 - 6 dB	±0.30 dB
7 - 20 dB	±0.50 dB
21 - 30 dB	±0.75 dB

VSWR

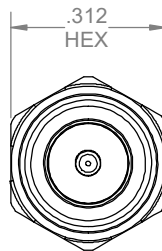
DC - 4 GHz	1.15:1 MAX
4 - 12.4 GHz	1.25:1 MAX
12.4 - 18 GHz	1.35:1 MAX

INPUT POWER _____ 2 WATTS
DERATES LINEARLY FROM 100% @ +25°C TO 10% @ 125°C

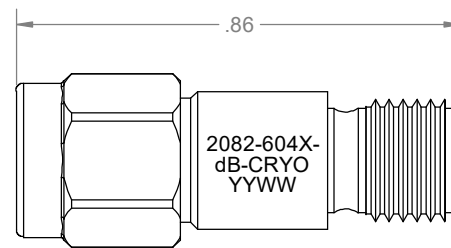
PEAK POWER _____ 500 WATTS
(5µSec PULSE WIDTH, 0.1% DUTY CYCLE)

IMPEDANCE _____ 50 OHMS

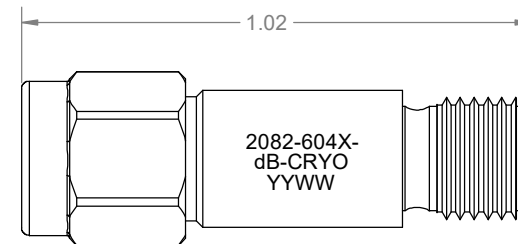
OPERATING TEMP RANGE _____ 4 KELVIN TO +125°C
150° STORAGE



REVISIONS				
REV	DESCRIPTION	ECO #	DATE	APPROVED
D	DUTY CYCLE WAS .01%	16-036	2/19/16	T.KUHN
E	CHANGED ASSY # IN BOM	17-063	5/2/17	T.KUHN
F	ADDED RoHS STATEMENT	17-096	6/14/16	T.KUHN
G	MODIFIED BOM	18-141	9/20/18	T.KUHN



00 THRU 12 dB



13 THRU 30 dB

MECHANICAL

CONNECTOR BODIES	PASSIVATED STAINLESS STEEL
CENTER CONDUCTORS	GOLD PLATED BERYLLIUM COPPER
INSULATORS	PTFE (TEFLON) IAW ASTM-D1710
RESISTIVE ELEMENT	THIN FILM HYBRID ON 99.6% ALUMINA SUBSTRATE

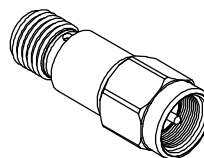
RoHS COMPLIANT DEVICE

CONNECTOR INTERFACES IAW MIL-STD-348 & MIL-PRF-39012

MATERIALS, FINISHES AND ENVIROMENTAL CAPABILITIES DESIGNED TO MEET MIL-DTL-3933

MARKING

PART LOOKS LIKE PRODUCT IMAGE ABOVE.
PART MARKING ORIENTATION AND FORMAT AS SHOWN.
CHANGE X TO THE ONE DIGIT VALUE ON WORK ORDER.
REPLACE dB WITH APPROPRIATE TWO DIGIT dB VALUE.
MARKING TO BE AS LARGE AS POSSIBLE, CLEAR, READABLE.
YYWW EQUALS DATE CODE.



0 dB	1-30 dB	PART NUMBER	DESCRIPTION	ITEM NO.
X	X	2082-604X-dB-CRYO	ATTENUATOR, SMA-m/f, DC-18 GHz, 2W, CRYOGENIC	
-	1	TA-2082-6000-dBAU-CRYO	ASSEMBLY, ATTENUATOR, SMA-m/f, DC-18 GHz, 2W, UNMARKED	
1	-	TA-2082-6040-00U	ASSEMBLY, ATTENUATOR, SMA-m/f, DC-18 GHz, 2W, UNMARKED, 0 dB	

dB VALUES 2082:	1 dB STEPS, 18GHz 2082:
-00/-03 = 0 THRU 3dB	-6040-00 THRU 03
-04/-06 = 4 THRU 6dB	-6041-04 THRU 06
-07/-10 = 7 THRU 10dB	-6042-07 THRU 10
-11/-12 = 11 AND 12dB	-6043-11 AND 12
-13/-20 = 13 THRU 20dB	-6043-13 THRU 20
-25 & -30dB	6044-25 & -30

DRAWING PRACTICES PER ANSI-Y-14.5 MIL-STD-100 & 1000

DIMENSIONS ARE IN INCHES AND APPLY BEFORE / AFTER PROCESSING

SURFACE ROUGHNESS μ INCHES **63**

FINISH:

SEE NOTES

MATERIAL:

SEE NOTES

NOTE:
THIS DRAWING INCORPORATES THIRD ANGLE PROJECTION.

INTERPRET IAW ANSI Y14.5-1982

UNLESS OTHERWISE SPECIFIED TOLERANCES IN:

DECIMALS	INCH	[MM]
.X"	.05"	[1.27]
.XX"	.03"	[.76]
.XXX"	.010"	[.25]

ANGLES ±0°30'

REMOVE ALL BURRS/SHARP W/ BREAK / R OF .003" TO .0005"

UNLESS OTHERWISE NOTED DIAS CONCENTRIC <.003 T.I.R.

DO NOT SCALE PRINT

DRAWN DATE
V.SHELBY 2/20/13

CHECKED DATE
T.KUHN 2/20/13

ENG. APPR. DATE
T.KUHN 2/20/13



Phone: 603-222-2256 Fax: 603-222-2259
150 Dow Street, Manchester, NH 03101

ATTENUATOR, SMA-m/f, DC-18GHz, 2W, CRYOGENIC

SIZE	CAGE CODE	DRAWING NUMBER	REV
B	3HT76	2082-604X-dB-CRYO	G

SCALE PLATED AREA SQ. IN SHEET 1 OF 1

X-ON Electronics

Largest Supplier of Electrical and Electronic Components

Click to view similar products for [Attenuators - Interconnects](#) category:

Click to view products by [Amphenol](#) manufacturer:

Other Similar products are found below :

[R414701000](#) [R411800121](#) [R413840115](#) [ATT-523F-05-SMA-02](#) [R413305000](#) [R411808121](#) [R412501124](#) [R414702000](#) [ATP8-10006KV](#)
[R414705000](#) [R411710124](#) [R410220121](#) [CT3369A-20](#) [09AS102-K40S3](#) [R411802000](#) [ATT-263F-03-SMA-02](#) [R417320130](#) [R412508124](#)
[R417030110](#) [ATT-523F-12-SMA-02](#) [ATT-263F-06-SMA-02](#) [ATT-0263-22-SMA-02](#) [ATT-263F-10-SMA-02](#) [ATT-523F-10-SMA-02](#)
[R422030020](#) [R422020030](#) [R417506130](#) [ATT-0263-25-SMA-02](#) [R413810000](#) [R411810124](#) [R413803000](#) [R417330110](#) [ATT-0290-02-HEX-](#)
[02](#) [R415603000](#) [R415620000](#) [R415606000](#) [R415610000](#) [ATT-0290-00-SMA-02](#) [AT-130V](#) [CATTEN-05R0-BNC](#) [CATTEN-04R0-BNC](#)
[6620_SMA-50-1/199_NE](#) [6630_SMA-50-2/199_NE](#) [CATTEN-06R0-BNC](#) [ATT-0294-02-SMA-02](#) [ATT-0298-06-HEX-02](#) [6610_SMA-50-](#)
[2/199_NE](#) [6605_SMA-50-1/199_NE](#) [6820.17.A](#) [6803.17.B](#)