

**ELECTRICAL**  
 FREQUENCY RANGE \_\_\_\_\_ DC - 26.5 GHz  
 ATTENUATION ACCURACY ACROSS FREQUENCY RANGE  
 0 - 20dB \_\_\_\_\_ ±1.0 dB  
 21 - 30 dB \_\_\_\_\_ ±1.50 dB  
 VSWR  
 DC - 18 GHz \_\_\_\_\_ 1.35:1 MAX  
 18 - 26.5 GHz \_\_\_\_\_ 1.50:1 MAX  
 INPUT POWER \_\_\_\_\_ 2 WATTS AVG. @ 25°C  
 DERATES LINEARLY TO 10% @ 125°C FROM 25°C  
 IMPEDANCE \_\_\_\_\_ 50 OHMS  
 OPERATING TEMP RANGE \_\_\_\_\_ 4 KELVIN TO +125°C  
 CONFORMANCE TESTING IS 100% ATTENUATION AND V.S.W.R.  
 ACROSS SWEEPED FREQUENCY RANGE AT 20-25°C

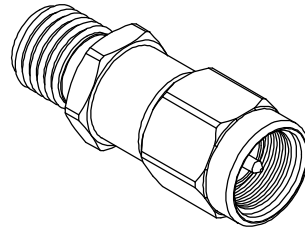
**MECHANICAL**

CONNECTOR BODIES \_\_\_\_\_ PASSIVATED STAINLESS STEEL  
 CENTER CONDUCTORS \_\_\_\_\_ GOLD PLATED BERYLLIUM COPPER  
 INSULATORS \_\_\_\_\_ PTFE (TEFLON) IAW ASTM-D1710  
 RESISTIVE ELEMENT \_\_\_\_\_ THIN FILM ON CERAMIC RESISTIVE CIRCUIT  
 NOT A HERMETIC SEALED UNIT  
 RECOMMENDED CONNECTION TORQUE IS 7-8 in./Lbs. (0.8 to 0.9 Nm)

MATERIALS, ENVIRONMENTAL PERFORMANCE & FINISHES DESIGNED TO COMPLY  
 TO MIL-DTL-3933

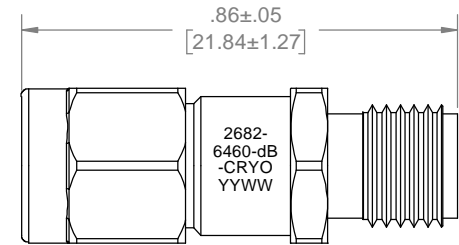
**MARKING**

PART LOOKS LIKE PRODUCT IMAGE ABOVE.  
 PART MARKING ORIENTATION AND FORMAT AS SHOWN.  
 MARKING TO BE AS LARGE AS POSSIBLE BE, CLEAR, READABLE.  
 "-dB" TO BE REPLACED WITH TWO DIGIT dB VALUE SPECIFIED ON WORK ORDER  
 YYWW = DATE CODE.

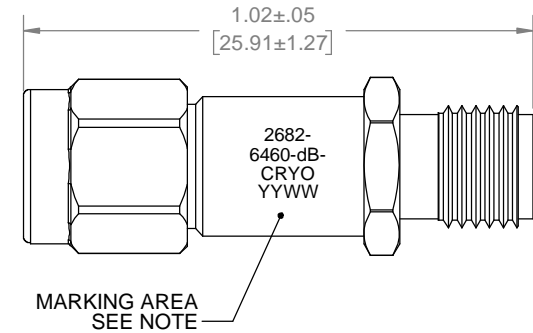


REVISIONS				
REV	DESCRIPTION	ECO #	DATE	APPROVED
D	ADDED 0dB TO TABLE	21-005	1/19/21	JIM W
E	250W WAS 500W	22-016	1/28/22	MES
F	REMOVED PEAK POWER	23-145	11/29/23	DEL
G	REVISED ATTENUATION	24-065	4/16/24	JIM W

**0dB - 12dB**



**13dB - 30dB**



PART NO	ATTENUATION
2682-6460-00-CRYO	0dB
2682-6460-01-CRYO	1dB
2682-6460-02-CRYO	2dB
2682-6460-03-CRYO	3dB
2682-6460-05-CRYO	5dB
2682-6460-06-CRYO	6dB
2682-6460-10-CRYO	10dB
2682-6460-12-CRYO	12dB
2682-6460-15-CRYO	15dB
2682-6460-20-CRYO	20dB
2682-6460-30-CRYO	30dB

QTY.	PART NUMBER	DESCRIPTION	ITEM NO.
X	2682-6460-dB-CRYO	ATTENUATOR, SMA-m/f, DC-26.5GHz, 2W	
1	TA-2682-6460-dBU-CRYO	ASSY, ATTENUATOR, SMA-m/f, DC-26.5GHz, 2W, CRYO, UNMARKED	1

DRAWING PRACTICES PER ANSI-Y-14.5 MIL-STD-100 & 1000  
 DIMENSIONS ARE IN INCHES AND APPLY BEFORE / AFTER PROCESSING  
 SURFACE ROUGHNESS  $\mu$ INCHES 63  
 FINISH:  
 SEE NOTES  
 MATERIAL:  
 SEE NOTES  
 NOTE:  
 THIS DRAWING INCORPORATES THIRD ANGLE PROJECTION.  
 INTERPRET IAW ANSI Y14.5-1982

UNLESS OTHERWISE SPECIFIED TOLERANCES IN:  
 DECIMALS INCH [MM]  
 .X" .05" [1.27]  
 .XX" .03" [.76]  
 .XXX" .010" [.25]  
 ANGLES ±0°30'  
 REMOVE ALL BURRS/SHARP W/ BREAK / R OF .003" TO .0005" UNLESS OTHERWISE NOTED DIAS CONCENTRIC <.003 T.I.R.  
 DO NOT SCALE PRINT

DRAWN DATE  
 MCCORMICK 7/24/14  
 CHECKED DATE  
 MCCORMICK 7/24/14  
 ENG. APPR. DATE  
 T.KUHN 7/24/14

THESE DRAWINGS AND SPECIFICATIONS ARE THE PROPERTY OF XMA CORP. OR OMNI SPECTRA AND SHALL NOT BE REPRODUCED, COPIED NOR USED - IN WHOLE OR IN PART - AS A BASIS FOR THE MANUFACTURE OR SALE OF OTHER ITEMS WITHOUT THE EXPRESS WRITTEN PERMISSION OF XMA CORP.



Phone: 603-222-2256 Fax: 603-222-2259  
 7 Perimeter Road, Manchester, NH 03103  
 TITLE

ATTENUATOR, SMA-m/f, DC-26.5GHz, 2W

SIZE	CAGE CODE	DRAWING NUMBER	REV
B	3HT76	2682-6460-dB-CRYO	G
SCALE	PLATED AREA SQ. IN	SHEET 1 OF 1	

## X-ON Electronics

Largest Supplier of Electrical and Electronic Components

*Click to view similar products for [Attenuators - Interconnects](#) category:*

*Click to view products by [Amphenol](#) manufacturer:*

Other Similar products are found below :

[R414701000](#) [R411800121](#) [R413840115](#) [ATT-523F-05-SMA-02](#) [R413305000](#) [R411808121](#) [R412501124](#) [R414702000](#) [ATP8-10006KV](#)  
[R414705000](#) [R411710124](#) [R410220121](#) [CT3369A-20](#) [09AS102-K40S3](#) [R411802000](#) [ATT-263F-03-SMA-02](#) [R417320130](#) [R412508124](#)  
[R417030110](#) [ATT-523F-12-SMA-02](#) [ATT-263F-06-SMA-02](#) [ATT-0263-22-SMA-02](#) [ATT-263F-10-SMA-02](#) [ATT-523F-10-SMA-02](#)  
[R422030020](#) [R422020030](#) [R417506130](#) [ATT-0263-25-SMA-02](#) [R413810000](#) [R411810124](#) [R413803000](#) [R417330110](#) [ATT-0290-02-HEX-](#)  
[02](#) [R415603000](#) [R415620000](#) [R415606000](#) [R415610000](#) [ATT-0290-00-SMA-02](#) [AT-130V](#) [CATTEN-05R0-BNC](#) [CATTEN-04R0-BNC](#)  
[6620\\_SMA-50-1/199\\_NE](#) [6630\\_SMA-50-2/199\\_NE](#) [CATTEN-06R0-BNC](#) [ATT-0294-02-SMA-02](#) [ATT-0298-06-HEX-02](#) [6610\\_SMA-50-](#)  
[2/199\\_NE](#) [6605\\_SMA-50-1/199\\_NE](#) [6820.17.A](#) [6803.17.B](#)