

NOTES:

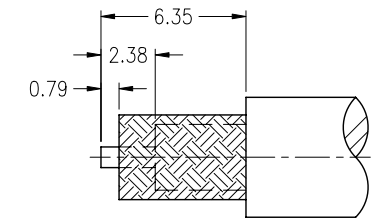
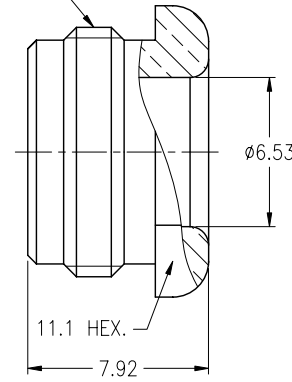
1. MATERIALS AND FINISHES:  
 BODY - BRASS, NICKEL PLATING  
 CONTACT - BRASS, SILVER PLATING  
 INSULATOR - PTFE, NATURAL
2. ELECTRICAL:  
 A. IMPEDANCE: 50 OHM  
 B. FREQUENCY RANGE: DC 0-4 GHz  
 C. DIELECTRIC WITHSTANDING VOLTAGE: 1500 VRMS, MIN.
3. MECHANICAL:  
 A. DURABILITY: 500 CYCLES MIN.  
 B. TEMPERATURE RANGE: -65°C to +165°C
4. WHEN SOLDERING CONTACT TO CABLE, LEAD FREE.

THIRD ANGLE PROJ.

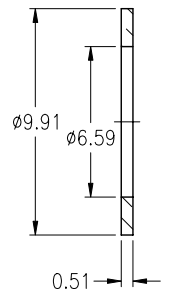
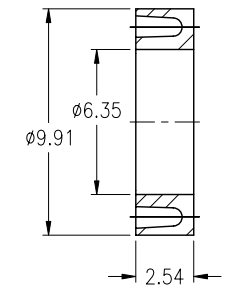
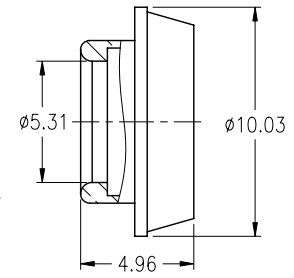
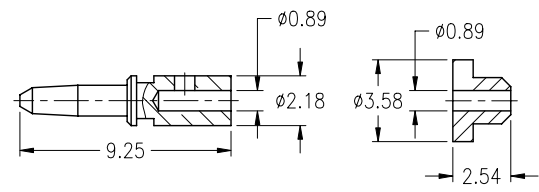
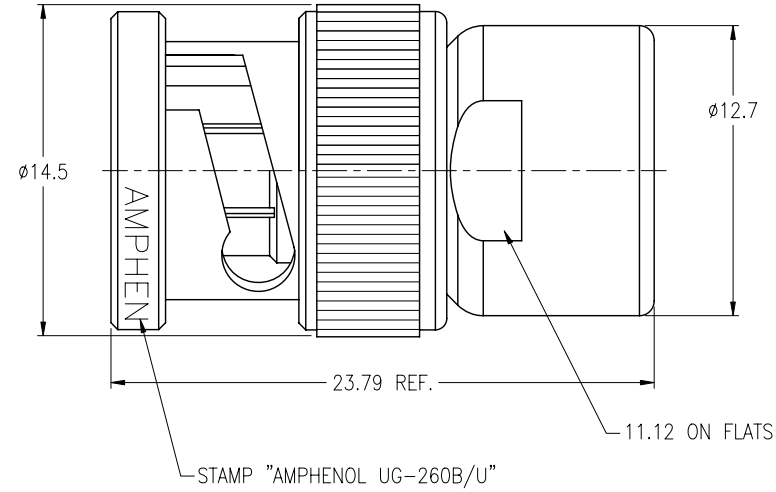
REVISIONS

| REV | DESCRIPTION                                  | DATE      | ECO   | APPR   |
|-----|--|-----------|-------|--------|
| A2  | SEE SHEET 1                                  | 30-Oct-02 | --    | RICHER |
| B   | SEE SHEET 1                                  | 06-Mar-08 | --    | SUSAN  |
| AG  | REDRAWN TO UPDATE FORMAT                     | 24-Dec-08 | 47242 | SH     |
| AH  | SEE SHEET 1                                  | 18-Dec-08 | 47888 | SH     |
| AJ  | STAMP "AMPHENOL" WAS "74868"\RD-DM11120601R3 |           | 48843 |        |

7/16-28UNEF-2A



RECOMMENDED CABLE STRIPPING DIM'S



**CUSTOMER OUTLINE DRAWING**  
 ALL OTHER SHEETS ARE FOR INTERNAL USE ONLY

|  |   |                    |                         |   |                  |           |  |        |
|--|---|--------------------|-------------------------|---|------------------|-----------|--|--------|
| UNLESS OTHERWISE SPECIFIED, DIMENSIONS ARE IN METRIC AND TOLERANCES ARE:<br><0.5mm ±0.05mm    0.5 - 6mm ±0.1mm    6 - 30mm ±0.2mm    30 - 120mm ±0.3mm    ANGLES ±1° | MATERIAL  | DRAWN<br>R.MAO     | DATE<br>08-Feb-12       | TITLE<br>BNC PLUG UG-260B/U<br>(FOR RG-59/U, 62C/U,<br>140B/U, 120/U) |                  |           | Amphenol RF<br>Danbury CT USA, Tainan Taiwan, Shenzhen China<br>www.amphenolrf.com |        |
|  | REFERENCE   | ENGINEER<br>C.WANG | DATE<br>15-Dec-09       | SCALE: 3/1  | SHEET 2 OF 2     |           | DRAWING NO.  | 31-212 |
|  | FINISH  | APPROVED<br>D.HU   | DATE<br>08-Feb-12       | DWG SIZE<br>B   | CODE ID<br>74868 | REV<br>AJ | ITEM NO.   | 31-212 |
|  | NOTICE - These drawings, specifications, or other data (1) are, and remain the property of Amphenol Corp. (2) must be returned upon request; and (3) are confidential and not to be disclosed to any person other than those to whom they are given by Amphenol Corp. The furnishing of these drawings, specifications, or other data by Amphenol Corp., or to any other person to anyone for any purpose is not to be regarded by implication or otherwise in any manner licensing, granting rights or permitting such holder or any other person to manufacture, use or sell any product, process or design, patented or otherwise, that may in any way be related to or disclosed by said drawings, specifications, or other data. |                    | F:\DWG\CNPD\31\212-AJSZ |   |                  |           | PART NO.   | 31-212 |

## X-ON Electronics

Largest Supplier of Electrical and Electronic Components

*Click to view similar products for [RF Connectors / Coaxial Connectors](#) category:*

*Click to view products by [Amphenol](#) manufacturer:*

Other Similar products are found below :

[8915-1511-000](#) [89674-0827](#) [6001-7071-019](#) [6002-7051-003](#) [6002-7551-202](#) [6059674-1](#) [619550-1](#) [630059-000](#) [M39030/3-01N](#) [M3933/25-36N](#) [6500-7071-046](#) [6769](#) [CX050L2AQ](#) [7002-1542-011](#) [7004-1512-000](#) [7009-1511-004](#) [7010-1511-000](#) [7029-1511-060](#) [7101-1541-010](#) [7101-1571-002](#) [7105-1521-002](#) [7145-1521-002](#) [7203-1571-003](#) [7209-1511-011](#) [7210-1511-015](#) [7210-1511-019](#) [73137-5015](#) [73216-2241](#) [7325-1512-000](#) [73404-2300](#) [7405-1521-005](#) [7405-1521-802](#) [7406-1521-005](#) [8527](#) [8547](#) [FS11V](#) [8808-1511-001](#) [9049-9513-000](#) [9074-9513-000](#) [9101-9573-002](#) [910A205F](#) [9130-9573-002](#) [PL11SC-026](#) [PL375-33](#) [PL40-5](#) [PL71-9](#) [PL74C-221](#) [PL75MC-217](#) [PL803-7](#) [980-8666-005](#)