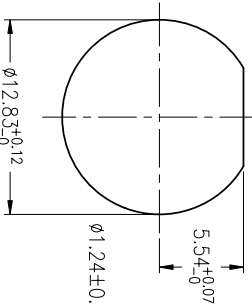


NOTES:

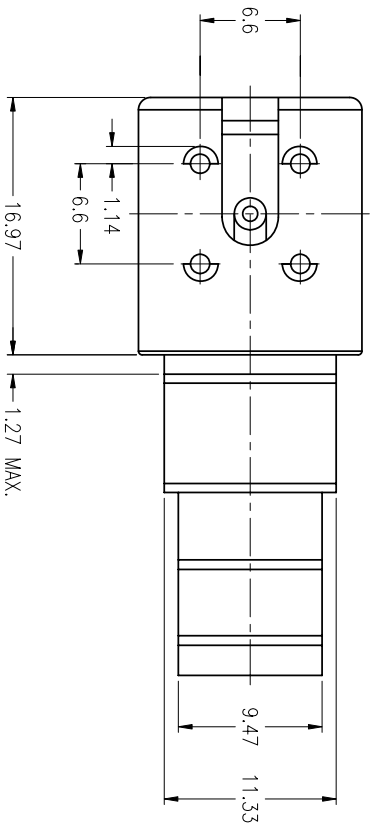
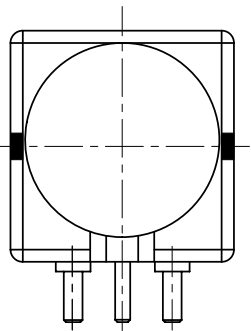
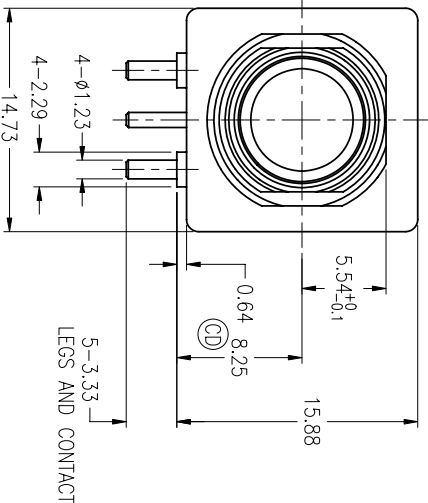
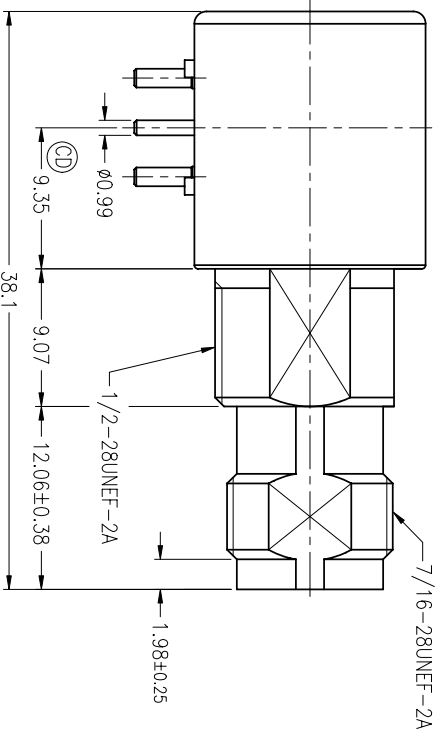
- 1. MATERIALS AND FINISHES/PLATING THICKNESS IN MICRO-INCHES):
BODY - ZINC DIECAST, NICKEL PLATING
CONTACT-FEMALE - BECU, GOLD PLATING
CONTACT-MALE - BRASS, PURE MATTE TIN
INSULATOR - PTFE
INSULATOR - PBT
- 2. ELECTRICAL:
A. IMPEDANCE: 50 OHM
B. FREQUENCY RANGE: DC 0-11 GHz
C. DIELECTRIC WITHSTANDING VOLTAGE: 1500 VRMS, MIN.
- 3. MECHANICAL:
A. DURABILITY: 500 CYCLES MIN.
B. PCB PANEL THICKNESS=2.54mm
4. MAX. OPERATING TEMP. RANGES -40 TO +85 DEG CENTIGRADE.
5. BULKPACK 500 CONNECTORS IN "ANTI-STATIC" TRAY (50 PER TRAY)
6. PACKAGE 10 TRAYS IN CORRUGATED SHIPPING CARTON.
7. (DD) INDICATES CRITICAL DIMENSIONS.
8. DO NOT SCALE THIS DRAWING.
9. UNLESS OTHERWISE SPECIFIED, ALL DIMENSIONS ARE AFTER PLATING



RECOMMENDED MOUNTING HOLE

PCB MOUNTING HOLE

THIRD ANGLE PROJ.		REVISIONS		
REV	DESCRIPTION	DATE	ECO	APPR
B	SEE SHEET 1	20-Jul-05	--	--
BT	SEE SHEET 1	24-Aug-06	--	--
L	SEE SHEET 1	22-Jan-07	--	A.WU
M	UPDATE NOTE 1 INSULATOR MATERIAL SPEC	05-Aug-08	--	SH
N	ADDED NOTE 5, 6, 7, 8 & 9. \RD-DM13062701S2	18-Jul-13	49621	HARRY
P	REMOVED 2 - 01.4+0.07, 4 - 01.48+0.07 WAS	11-Oct-13	49755	KC
	2 - 01.9+0.07, ADD 01.24+0.07.			
	CONTACT-MALE MATERIAL CHANGE:BRASS WAS ZINC DIECAST \RD-DM131023018	30-Oct-13	49776	KC



CUSTOMER OUTLINE DRAWING
ALL OTHER SHEETS ARE FOR INTERNAL USE ONLY

UNLESS OTHERWISE SPECIFIED, DIMENSIONS ARE IN METRIC AND TOLERANCES ARE:
0.5 - 6mm ±0.1mm
6 - 30mm ±0.2mm
30 - 120mm ±0.3mm
ANGLES ±1°

NOTICE - These drawings, specifications, or other data (1) are, and remain the property of Amphenol Corp. (2) must be returned upon request, and (3) are not to be reproduced or transmitted in any form or by any means, including photocopying, recording, or by any information storage and retrieval system, without the prior written permission of Amphenol Corp. or to any other person in any manner, including, but not limited to, for the purpose of manufacturing, for the purpose of selling, for the purpose of leasing, for the purpose of licensing, for the purpose of using, for the purpose of disclosing, for the purpose of making, for the purpose of distributing, for the purpose of otherwise, that may in any way be related to or disclosed by said drawings, specifications, or other data.

MATERIAL	DRAWN	DATE
FINISH	J.CHEN	30-Oct-13
REFERENCE	ENGINEER	DATE
	A.WU	22-Jan-07
	APPROVED	DATE
	S.HSIEH	31-Oct-13
	CAD FILE	F:\DWG\CNPD\31\5660-MSZ

TITLE	SCALE: 2/1	SHEET	2 OF 2
TNC JACK RIGHT ANGLE PC MOUNT	DWG SIZE	CODE ID	REV
	B	74868	P

ITEM NO.	31-5660
DRAWING NO.	31-5660
PART NO.	31-5660

Amphenol RF	Danbury CT USA, Tainan Taiwan, Shenzhen China
www.amphenolrf.com	

X-ON Electronics

Largest Supplier of Electrical and Electronic Components

Click to view similar products for [RF Connectors / Coaxial Connectors](#) category:

Click to view products by [Amphenol](#) manufacturer:

Other Similar products are found below :

[8915-1511-000](#) [89674-0827](#) [6001-7071-019](#) [6002-7051-003](#) [6002-7551-202](#) [6059674-1](#) [619550-1](#) [630059-000](#) [M39030/3-01N](#) [M3933/25-36N](#) [6500-7071-046](#) [6769](#) [CX050L2AQ](#) [7002-1542-011](#) [7004-1512-000](#) [7009-1511-004](#) [7010-1511-000](#) [7029-1511-060](#) [7101-1541-010](#) [7101-1571-002](#) [7105-1521-002](#) [7145-1521-002](#) [7203-1571-003](#) [7209-1511-011](#) [7210-1511-015](#) [7210-1511-019](#) [73137-5015](#) [73216-2241](#) [7325-1512-000](#) [73404-2300](#) [7405-1521-005](#) [7405-1521-802](#) [7406-1521-005](#) [8527](#) [8547](#) [FS11V](#) [8808-1511-001](#) [9049-9513-000](#) [9074-9513-000](#) [9101-9573-002](#) [910A205F](#) [9130-9573-002](#) [PL11SC-026](#) [PL375-33](#) [PL40-5](#) [PL71-9](#) [PL74C-221](#) [PL75MC-217](#) [PL803-7](#) [980-8666-005](#)