

NOTES:

- MATERIALS AND FINISHES:
 BODY - PHOSPHOR BRONZE, NICKEL PLATING (.0001" THICK)
 CONTACT - BRASS, GOLD PLATING (.00003" THICK)
 WASHER, RETAINING RING, SHELL, SPACER - BRASS, NICKEL PLATING (.0001" THICK)
 FERRULE - COPPER, NICKEL PLATING (.0001" THICK)
 WASHER - BeCu, NICKEL PLATING (.0001" THICK)
 INSULATORS - PTFE, NATURAL
 GASKET - RUBBER, RED

- ELECTRICAL:
 A. IMPEDANCE: 75 OHM
 B. FREQUENCY RANGE: DC - 4 GHz
 C. VSWR: 1.3 MAX.
 D. DIELECTRIC WITHSTANDING VOLTAGE: 1500 VRMS, MIN.

- MECHANICAL:
 A. DURABILITY: 500 CYCLES MIN.
 B. TEMPERATURE RANGE: -65°C TO +165°C

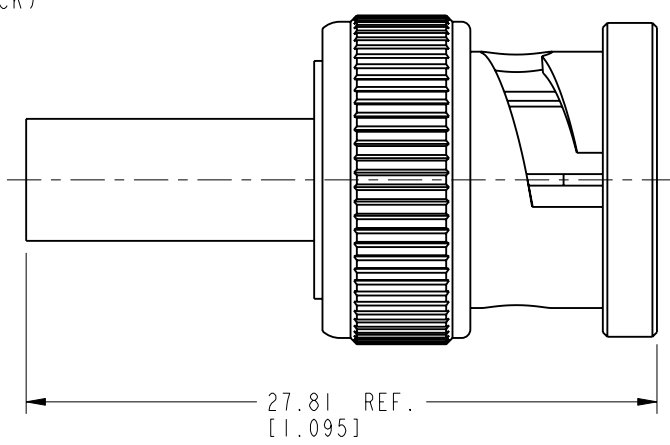
- FERRULE TO BE CRIMPED WITH A .178" HEX DIE.
 CONTACT TO BE CRIMPED WITH A .042" SQUARE DIE
 OR A 8 PT CRIMPER AMPHENOL NUMBER 227-T1200

5 SHOWS CABLE ENTRY DIMENSIONS.

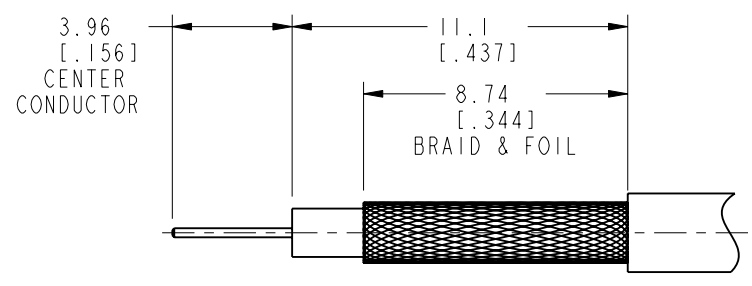
THIRD ANGLE PROJ.

REVISIONS

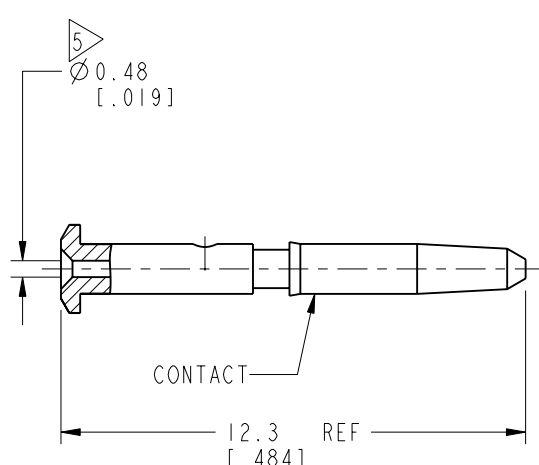
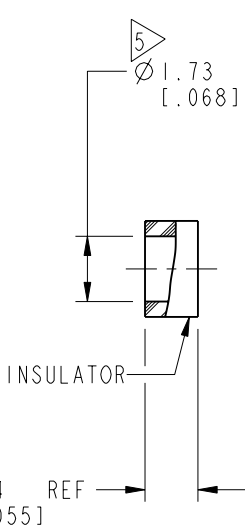
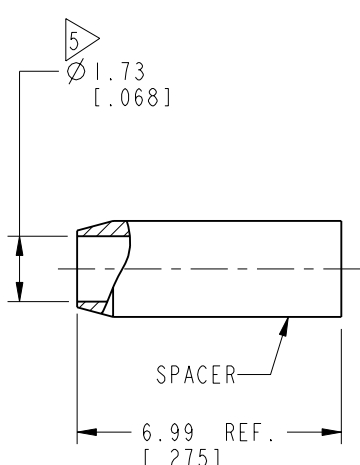
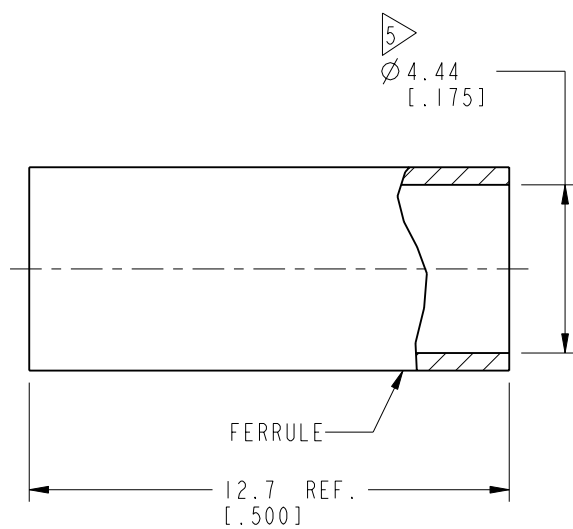
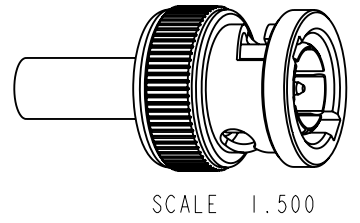
REV	DESCRIPTION	DATE	ECO	APPR
A	RELEASE TO MFG	13-Sep-06	45950	HELLEN
E	227-T1200 WAS CTL-T1200\RD-DM110704011	15-Jul-11	48649	DH
F	STAMP WAS CHANGED\RD-DM110825011	05-Sep-11	48757	SH
G	1.40 WAS 4.06\RD-DM161014011	21-Oct-16	2121	SH



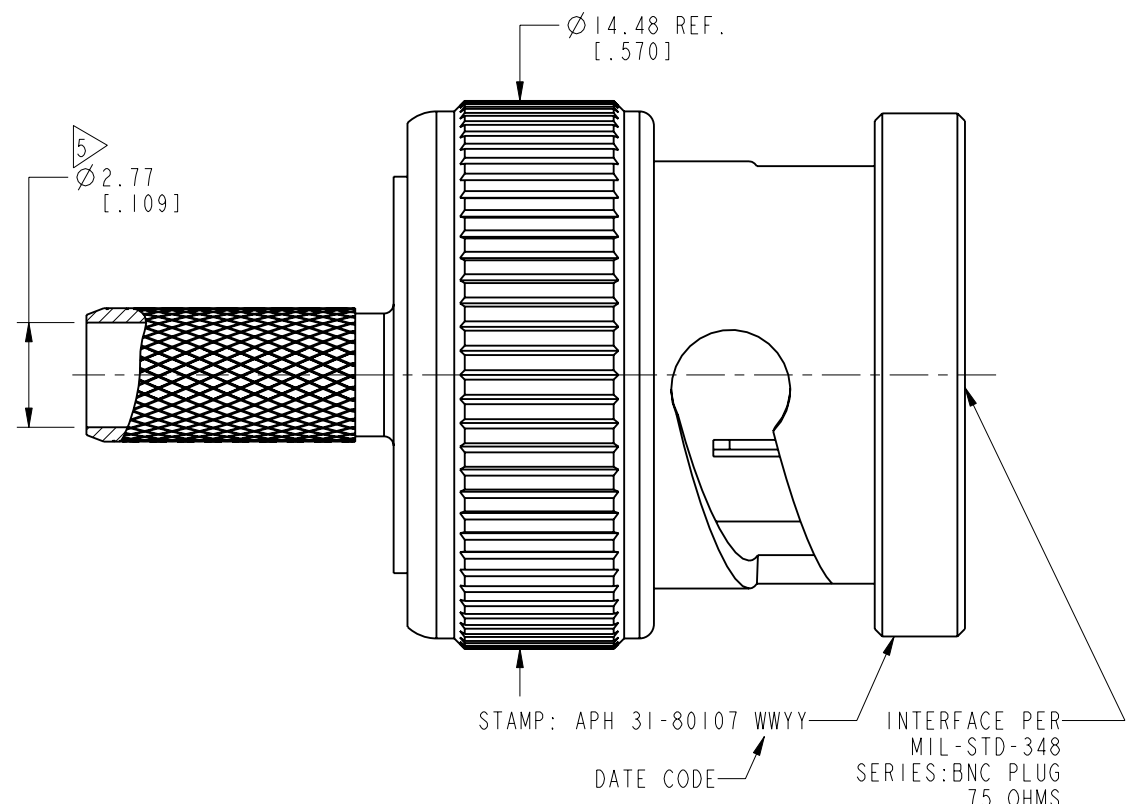
AFTER ASSEMBLY DIMENSIONS



RECOMMENDED CABLE STRIPPING DIMENSIONS



SECTION A-A



CUSTOMER OUTLINE DRAWING

ALL OTHER SHEETS ARE FOR INTERNAL USE ONLY

UNLESS OTHERWISE SPECIFIED, DIMENSIONS ARE IN METRIC AND TOLERANCES ARE: <0.5mm ±0.05mm 0.5 - 6mm ±0.1mm 6 - 30mm ±0.2mm 30 - 120mm ±0.3mm ANGLES ±1°	MATERIAL	DRAWN	DATE	TITLE 75 OHM BNC STR PLUG FOR BELDEN 179DT CABLE	Amphenol RF www.amphenolrf.com
	SEE NOTES	TANGOR	21-Oct-16		
NOTICE - These drawings, specifications, or other data (1) are, and remain the property of Amphenol corp. (2) must be returned upon request; and (3) are confidential and not to be disclosed to any person other than those to whom they are given by Amphenol Corp. the finishing of these drawings, specifications, or other data by Amphenol Corp., or to any other person to anyone for any purpose is not to be regarded by implication or otherwise in any manner licensing, granting rights to permitting such holder or any other person to manufacture, use or sell any product, process or design, patented or otherwise, that may in any way be related to or disclosed by said drawings, specifications, or other data.	REFERENCE	ENGINEER	DATE	SCALE: 5.0:1.0 SHEET 2 OF 2	DRAWING NO. 31-80107
	EAR # 1674 AND 611X-3996	G. ANTONINI	03-Mar-05		
	CONFIGURATION LEVEL: In Work	APPROVED	DATE		DWG SIZE
FINISH	S. HSIEH	21-Oct-16		B	G
	CAD FILE				
					ITEM NO. 31-80107
					PART NO. 31-80107

X-ON Electronics

Largest Supplier of Electrical and Electronic Components

Click to view similar products for [RF Connectors / Coaxial Connectors](#) category:

Click to view products by [Amphenol](#) manufacturer:

Other Similar products are found below :

[8915-1511-000](#) [89674-0827](#) [6001-7071-019](#) [6002-7051-003](#) [6002-7551-202](#) [6059674-1](#) [619550-1](#) [630059-000](#) [M39030/3-01N](#) [M3933/25-36N](#) [6500-7071-046](#) [6769](#) [CX050L2AQ](#) [7002-1542-011](#) [7004-1512-000](#) [7009-1511-004](#) [7010-1511-000](#) [7029-1511-060](#) [7101-1541-010](#) [7101-1571-002](#) [7105-1521-002](#) [7145-1521-002](#) [7203-1571-003](#) [7209-1511-011](#) [7210-1511-015](#) [7210-1511-019](#) [73137-5015](#) [73216-2241](#) [7325-1512-000](#) [73404-2300](#) [7405-1521-005](#) [7405-1521-802](#) [7406-1521-005](#) [8527](#) [8547](#) [FS11V](#) [8808-1511-001](#) [9049-9513-000](#) [9074-9513-000](#) [9101-9573-002](#) [910A205F](#) [9130-9573-002](#) [PL11SC-026](#) [PL375-33](#) [PL40-5](#) [PL71-9](#) [PL74C-221](#) [PL75MC-217](#) [PL803-7](#) [980-8666-005](#)