

PL-500SM-Z FEATURES



Compact and secure, the **Pulse-Lok® 500SM-Z Series** connectors are Amphenol Alden's ideal solution for hand-held equipment and harsh environmental situations. The **Pulse-Lok® 500SM-Z** durable metal shell will support your harshest of interconnector requirements.

Overview (intuitive, compact, configurable)

- **Pulse-Lok®** auto-latch / mating confirmation
- Miniature 0.520" diameter metal circular shell
- Up to 14 contact positions
- Multiple and proprietary keying options available
- 3 various pad print color options

Order as a full cable assembly (Consult Factory)

- Single or double ended
- Customize your cable bundle
- Overmolded strain relief
- Add components to fulfill design requirements

SPECIFICATIONS

Material

- Connector Housing: Zinc Alloy, Nickel Plated
- Molded Core Insulator: LCP
- Contacts: Brass/Phosphor Bronze
- 30µ" Gold over 50µ" Nickel
- Flammability Rating
- Molded Contact Insulator (core): UL94 V-0

Mechanical

- Mating Cycles: 5,000
- Mating Force:
 - Mate: 5 lbs. Max
 - Un-mate: 1.5 lbs. Max
 - Unintended Extraction: 35 lbs. Min.
 - Backshell withdrawal: 4 lbs. Min.***

Environmental

- Operating Temp: -20C to +105C**
- Moisture Resistance: to IP-67 (mated)
- Sterilizable: gamma & EtO**
- Chem. Resistance: common OR cleaning solvents

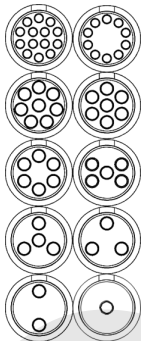
**Dependent on overmold material

***Backshell sold separately

TABLE A:

STANDARD CONTACT CONFIGURATIONS & SPECIFICATIONS

Up to 14 Contact Positions




Number of Poles	Contact Size Pin ϕ (mm)	Max Wire Gauge	Operating Voltage Max	Operating Current Max (A)*	Mated Contact Resistance (m Ω)
14	0.5	26	300 V RMS	2.5	<50
10	0.5	26	300 V RMS	2.5	<50
8	0.7	22	300 V RMS	3.5	<50
7	0.7	22	300 V RMS	3.5	<50
6	0.7	22	300 V RMS	3.5	<50
5	0.7	22	300 V RMS	3.5	<50
4	0.7	22	300 V RMS	3.5	<50
3	0.7	22	300 V RMS	3.5	<50
2	0.7	22	300 V RMS	3.5	<50
1	0.7	22	300 V RMS	3.5	<50
1	1.5	16	300 V RMS	5.0	<50

*30C Heat Rise Limit

Custom contact inserts are available. Consult factory.

STANDARD HOUSING OPTIONS

Cable Mount Receptacle Assembly

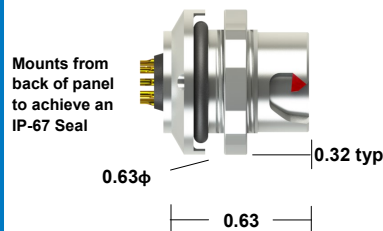


Cable Mount Receptacle Kit




Select this component from Table B

Rear Panel-Mount Receptacle Assembly



Panel thickness range = 0.063 to 0.125
Select this component from Table B

Cable Mount Plug Assembly



Cable Mount Plug Kit



Select this component from Table B

*All dimensions shown in inches except where indicated

Standard color is a red pad print. See our online configurator for color options at : www.amphenolalden.com/configurator

For additional information about this or any other Amphenol Alden product, please contact an Amphenol Alden specialist today, www.AmphenolAlden.com.

Phone: 1(508)427-7000
E-mail: Info@AmphenolAlden.com
www.AmphenolAlden.com

PL-500SM-Z SERIES

Metal Shell Auto-Coupling Connectors **14 pole capacity miniature circular connector**

TABLE B:

STANDARD PART NUMBERS

Number of Poles	Cable Mount Receptacle	Rear Panel-Mount Receptacle		Cable Mount Plug
	Solder Cup	Solder Cup	PCB	Solder Cup
14	326087	326027	326147	325027
10	326084	326024	326144	325024
8	326081	326021	326141	325021
7	326078	326018	326138	325018
6	326075	326015	326135	325015
5	326072	326012	326132	325012
4	326069	326009	326129	325009
3	326066	326006	326126	325006
2	326063	326003	326123	325003
1 (22 AWG)	326060	326000	326120	325060
1 (16 AWG)	326187	326181		325000

Note: Part numbers cover black housings in Key 1 configuration. For other color and housing options utilize the Amphenol Alden connector configurator located at www.amphenolalden.com/configurator

Options Include:

Indicator Color Options

Mating Key Options

Panel-Mount Thickness Options

Red (Std.), White, Black

2 Standard Keys, Proprietary Keys Available

Up to .125 Standard

CONTACT TERMINATION OPTIONS

Receptacles & Cable Mount Plug

PCB (Panel-Mount Receptacles only)



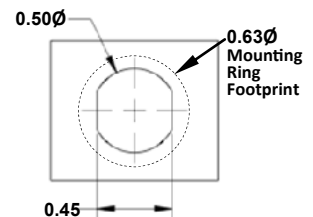
Request sales drawing for PCB Mounting Templates

Solder Cup (Available for All)



Tiered solder cups provide easy access to center positions. Canted cups facilitate quick and easy wire positioning. Standard on 2-14 pole configurations

Panel-Mount, Cut-Out Template



ACCESSORIES

Receptacle Dust Cover



P/N 107976

Backshell



P/N 108194-02
(For 0.20" Cable Diameter)

Plug Soaking Cap



P/N 112058-01

Note: Black (std.) Gray (optional) & accessories sold separately

ASSEMBLY INSTRUCTIONS

Cable Mount Receptacle Instructions:

AI-PL500SMZ-IR01 (1Pole, 16AWG)

AI-PL500SMZ-IR02 (1-14 Pole, 22/26AWG)

Panel-Mount Receptacle Instructions:

AI-PL500SMZ-PMR01 (1Pole, 16AWG)

AI-PL500SMZ-PMR02 (1-14 Pole, 22/26AWG)

Cable Mount Plug Instructions:

AI-PL500SMZ-P01 (1Pole, 16AWG)

AI-PL500SMZ-P02 (1-14 Pole, 22/26AWG)

Note: recommended tooling included in assembly instructions

For additional information about this, or any other Amphenol Alden product, please contact an Amphenol Alden specialist today, www.AmphenolAlden.com.

Phone: 1(508)427-7000
E-mail: Info@AmphenolAlden.com
www.AmphenolAlden.com

X-ON Electronics

Largest Supplier of Electrical and Electronic Components

Click to view similar products for [Circular Push Pull Connectors](#) category:

Click to view products by [Amphenol](#) manufacturer:

Other Similar products are found below :

[6407-249V-11273P](#) [6408-201V-13273](#) [6408-202V-13343](#) [6408-202V-17343](#) [D38999/20ZJ29PA-LC](#) [D38999/20ZJ43HA](#) [D38999/20ZJ43PA-LC](#) [FAG.2B.319.CYC](#) [FGA.1B.307.CYCD72Z](#) [FGC.0B.309.CLAD56](#) [FLS.01.250.DLAE24](#) [PFG.1B.308.CYZZ](#) [PKG.M0.6BL.LZ](#) [PLC.M1.0SL.LA](#) [GMA.2B.045.DJ](#) [GMA.3B.090.DA](#) [PRG.M0.6GL.LC52GZ](#) [ABF.1S.250.NTA](#) [1332M107MS](#) [EAJ.1B.306.CWA](#) [1589430-2](#) [ELF.00.250.NTL](#) [ERA.01.250.DLL](#) [BRD.0B.200.PCSG](#) [HVP.03.250.CLLPV](#) [CAH.M34.SLL.C72GZ](#) [CAJ.M34.SLL.C72GZ](#) [300500](#) [EXG.0B.309.HLN](#) [FFB.1S.250.CLAC27](#) [FLC.00.250.CTAC31](#) [FPG.0B.305.CLAD52](#) [PCS.01.250.DLLE31](#) [PKC.M0.7GL.NG](#) [PKG.M0.4TL.LZ](#) [PXG.M0.8GG.NG](#) [HEG.1B.307.CLNP](#) [BRR.3S.200.PZVG](#) [JDXEP2T19FSN](#) [400374](#) [DTA.99.700.5Z](#) [ECG.00.304.CLL](#) [ECP.0S.304.CLN](#) [EEG.1B.306.CYZ](#) [MS3117-12BU](#) [EGA.00.303.CLL](#) [SAN.M13.GLA.6G](#) [6408-201V-11343](#) [6408-202V-25273](#) [PAC.M0.4NL.AC52J](#)