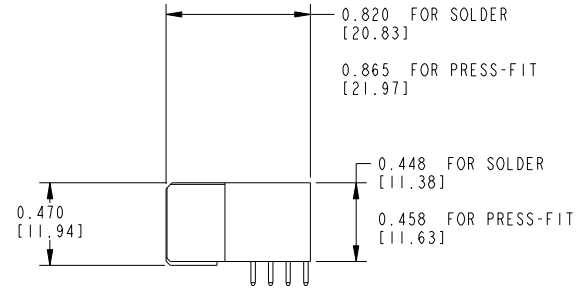
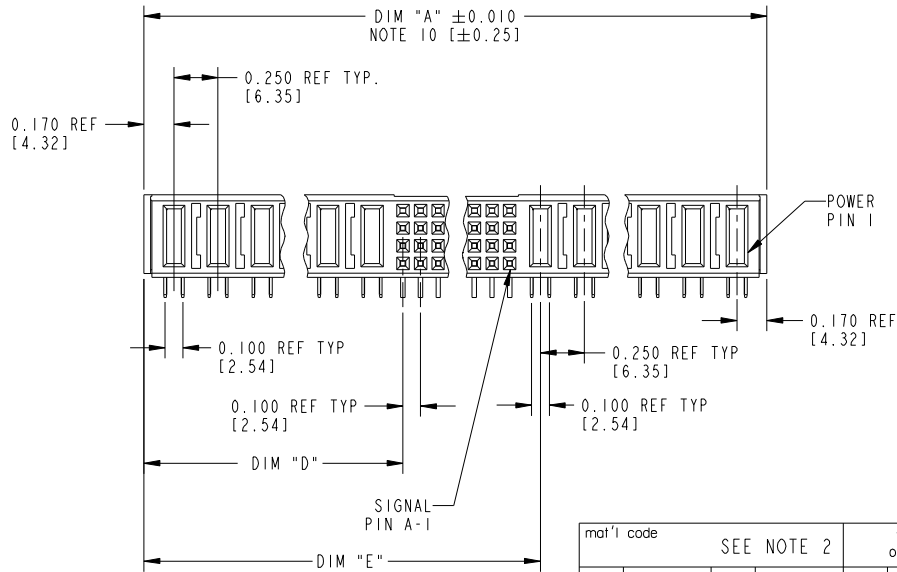
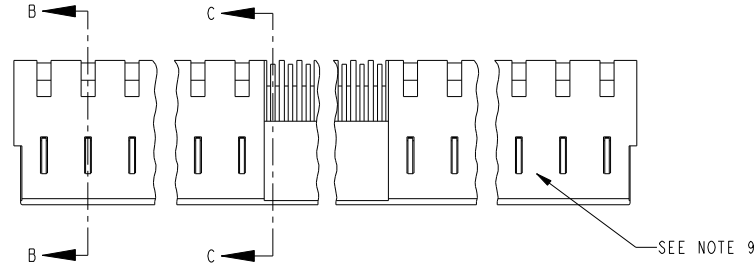


Tous droits strictement réservés. Reproduction ou communication à des tiers interdite, sous quelque forme que ce soit sans autorisation écrite du propriétaire. Propriété de c FCI. Droits de reproduction FCI.



All rights strictly reserved. Reproduction or issue to third parties in any form whatever is not permitted without written authority from the proprietor. Property of FCI. Copyright FCI.

PRODUCT NUMBER
51764- ABBCCDDDEO..
SEE NOTE 1



mat'l code				SEE NOTE 2		tolerances unless otherwise specified		CUSTOMER COPY		 www.fciconnect.com	
ltr	ecn no.	dr	date	linear	.XX±.01/.X±.3	projection		title			
J	D606-0177	RYAN	05/08/06		.XXX±.005/.XX±.13			RIGHT ANGLE RECEPTACLE w/o GUIDE PIN POWER / SIGNAL / POWER			
K	D607-0012	Julia	01-11-07		.XXX±.0020/.XX±.051			product family PWRBLADE code 213			
L	D608-0239	JC	09/11/08		0°±2°			size dwg no 51764 SHEET 1 OF 3			
F	V02389	JRW	10-05-00	enr	J. BROWN	05-18-99	INCH / MM scale 1:1	A			
G	V21512	TAB	10-04-02	chr	J. BROWN	05-18-99		cage code 22526			
H	V03-0769	TAB	07-17-03	appd	J. BROWN	05-18-99					
sheet index		revision sheet		L	L	L					
				1	2	3					

THIS FILE WAS ORIGINALLY CREATED IN THE PRO ENGINEER ENVIRONMENT AND ANY FUTURE REVISIONS TO THIS FILE MUST BE MADE IN THE PRO ENGINEER ENVIRONMENT

form no. 7530-001-103

cage code 22526

Tous droits strictement réservés. Reproduction ou communication à des tiers interdite, sous quelque forme que ce soit sans autorisation écrite du propriétaire. Propriété de c.FCI. Droits de reproduction FCI.

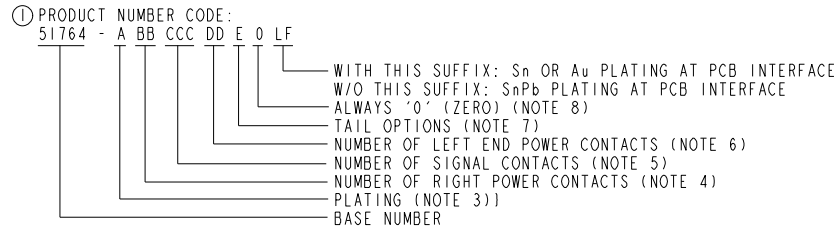


All rights strictly reserved. Reproduction or issue to third parties in any form whatever is not permitted without written authority from the proprietor. Property of FCI. Copyright FCI.

PRODUCT NUMBER
51764- ABBCCCDDE0_..
SEE NOTE 1

DIM	LENGTH FORMULAS (SEE NOTE 10)
DIM "A"	.250 [6.35] x DD + .100 [2.54] x (CCC/4) + .250 [6.35] x BB + .090 [2.29] (NOTE 10)
DIM "D"	.250 [6.35] x DD + .095 [2.41]
DIM "E"	.250 [6.35] x DD + .100 [2.54] x (CCC/4) + .170 [4.32]
DIM "F"	.250 [6.35] x DD + .100 [2.54] x (CCC/4) + .250 [6.35] x BB + .120 [3.05]
DIM "G"	.250 [6.35] x DD - .025 [0.64]
DIM "H"	.250 [6.35] x DD + .100 [2.54] x (CCC/4)

CONNECTOR NOTES



- ② HOUSING MATERIAL: GLASS FILLED V-O HIGH TEMP THERMO PLASTIC.
SIGNAL CONTACT MATERIAL: COPPER ALLOY
POWER CONTACT MATERIAL: COPPER ALLOY
- ③ PLATING OPTION:
1 = SEE PRINT 10064183 FOR PLATING SPEC OF 51764-1BBCCCDDE0; 51764-1BBCCCDDE0LF
- ④ RIGHT END POWER CONTACTS, 01 TO 19 AVAILABLE.
MAXIMUM OF 20 POWER CONTACTS PER CONNECTOR
- ⑤ SIGNAL CONTACTS, 004 TO 148 AVAILABLE FOR SOLDER TO BOARD.
020 TO 148 AVAILABLE FOR PRESS-FIT TO BOARD.
- ⑥ LEFT END POWER CONTACTS, 01 TO 19 AVAILABLE.
MAXIMUM OF 20 POWER CONTACTS PER CONNECTOR
- ⑦ TAIL OPTIONS:
A = .135 ± .01 [3.43 ± 0.25] SOLDER TO BOARD
B = .090 + .005 / -.010 [2.29 + 0.13 / -0.25] SOLDER TO BOARD
C = .154 ± .010 [3.91 ± 0.25] PRESS-FIT TO BOARD

- ⑧ BOARD RETENTION: NOT AVAILABLE WITH GUIDELESS ENDS
 - ⑨ MANUFACTURE'S NAME, P/N, AND DATE CODE TO APPEAR ON THIS SURFACE.
 - ⑩ THE MAXIMUM OVERALL LENGTH (DIM A) OF A PART IS 8.00 [203.2]
11. PRODUCT SPECIFICATION GS-12-149
12. APPLICATION SPECIFICATION BUS-20-067
13. FOR PRESS-FIT CONNECTORS USE FCI CAM TOOL 430140-XXX TO APPLY CONNECTOR TO PCB.
- PCB NOTES:
- 14. ALL DIMENSIONS ARE BASIC UNLESS OTHERWISE SPECIFIED.
 - 15. ALL THROUGH HOLES ARE LOCATED WITH A TRUE POSITION OF .004(0.10)
 - 16. ALL HOLE DIAMETERS ARE FINISHED HOLE SIZE.
 - ⑪ ∅0.0453 ± .001 [1.151 ± 0.02] DRILLED HOLES PLATED WITH 0.0003 [0.007] MIN SnPb OVER 0.001 [1.03] TO .003 [0.08] PLATING TO ACHIEVE A .040 ± .003 [1.02 ± 0.08] HOLE.
 - 18. A Δ SYMBOL WILL BE NEXT TO ANY DIMENSION, VIEW, OR NOTE WHICH HAS BEEN MODIFIED WITH THE CURRENT DRAWING REVISION.

THIS FILE WAS ORIGINALLY CREATED IN THE PRO ENGINEER ENVIRONMENT AND ANY FUTURE REVISIONS TO THIS FILE MUST BE MADE IN THE PRO ENGINEER ENVIRONMENT

mat'l code		SEE NOTE 2		tolerances unless otherwise specified		CUSTOMER COPY		FCI www.fciconnect.com	
ltr	ecn no.	dr	date	linear	.XX±.01/.X±.3	projection		title	
L				angles	.XXX±.005/.XX±.13			RIGHT ANGLE RECEPTACLE w/o GUIDE PIN POWER / SIGNAL / POWER	
				dr	.XXX±.0020/.XX±.051	INCH / MM	product family	PWRBLADE	code
				enrg	0° ± 2°	1:2	size	51764	213
				chr	J. BROWN 05-18-99		dwg no		SHEET
				appd	J. BROWN 05-18-99				2 OF 3
sheet index	revision sheet								

form no. 7530-001-103

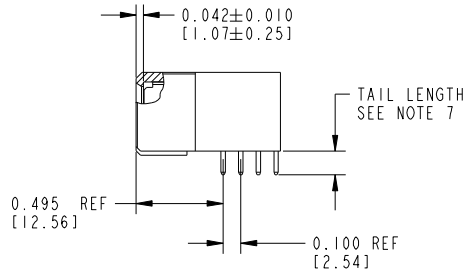
cage code 22526

Tous droits strictement réservés. Reproduction ou communication à des tiers interdite, sous quelque forme que ce soit sans autorisation écrite du propriétaire. Propriété de c.FCI. Droits de reproduction FCI.

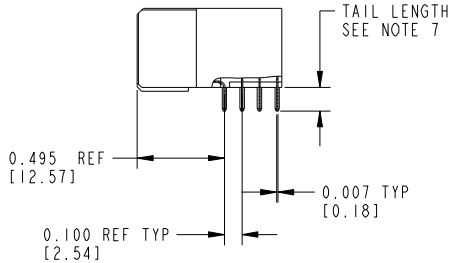


All rights strictly reserved. Reproduction or issue to third parties in any form whatever is not permitted without written authority from the proprietor. Property of FCI. Copyright FCI.

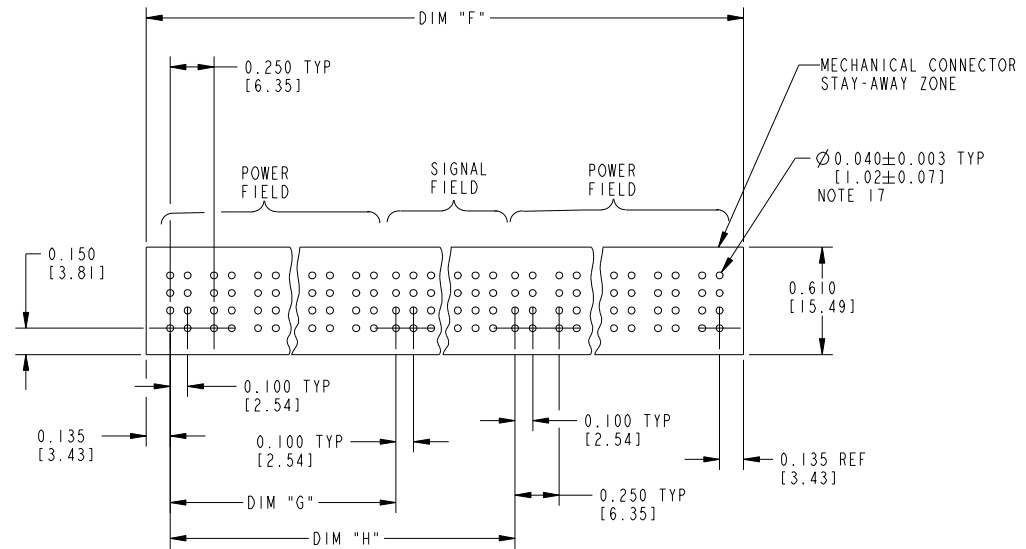
PRODUCT NUMBER
51764- ABBCCDDE0_..
SEE NOTE 1



SECTION B-B



SECTION C-C



RECOMMENDED PCB LAYOUT

mat'l code		SEE NOTE 2		tolerances unless otherwise specified		CUSTOMER COPY		 www.fciconnect.com	
ltr	ecn no.	dr	date	linear	.XX±.01/.X±.3	projection		title	
L					.XXX±.005/.XX±.13			RIGHT ANGLE RECEPTACLE w/o GUIDE PIN POWER / SIGNAL / POWER	
				angles	.XXX±.0020/.XX±.051		product family	PWRBLADE	code
				dr	0°±2°	INCH / MM	size	dwg no	213
				enr	J. BROWN 05-18-99	scale	A	51764	SHEET 3 OF 3
				chr	J. BROWN 05-18-99	1:1			
				appd	J. BROWN 05-18-99				
sheet index	revision sheet								

form no. 7530-001-103

cage code 22526

X-ON Electronics

Largest Supplier of Electrical and Electronic Components

Click to view similar products for [Power to the Board](#) category:

Click to view products by [Amphenol](#) manufacturer:

Other Similar products are found below :

[10131318-08512GRLF](#) [6450171-4](#) [6450552-7](#) [6600323-8](#) [6643429-1](#) [6646040-2](#) [6651939-1](#) [6766604-1](#) [120959-1](#) [1393557-2](#) [1393532-2](#)
[1393532-3](#) [1393532-4](#) [1393557-1](#) [1600812-5](#) [1-6450861-2](#) [1645595-1](#) [1743490-1](#) [1744132-7](#) [1761122-1](#) [1766169-1](#) [1766250-1](#) [18362](#)
[1892109-1](#) [1-967627-6](#) [2226808-1](#) [2-6450860-5](#) [2-6450860-6](#) [2-6450870-0](#) [93003-0502](#) [953552-1](#) [1-6450161-4](#) [1-6450850-6](#) [1645526-2](#) [1-](#)
[6600130-0](#) [1743419-1](#) [1766150-1](#) [2005243-2](#) [211110-1](#) [2-6600130-2](#) [TE34-12-16P-F0](#) [51700-10201602AALF](#) [5-6450830-6](#) [5646956-4](#)
[36662-0005](#) [40585-3000](#) [4-6450830-9](#) [4-6600333-3](#) [51142-0214](#) [10125416-4050LF](#)