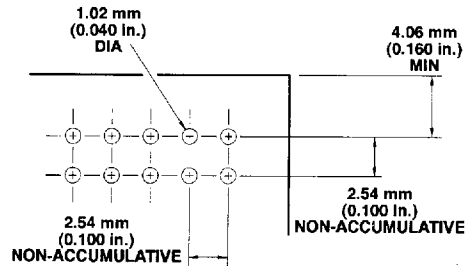
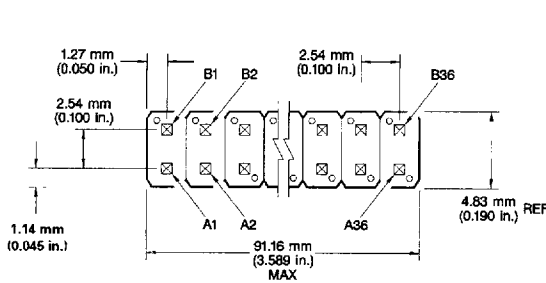
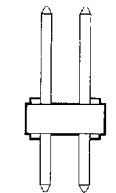
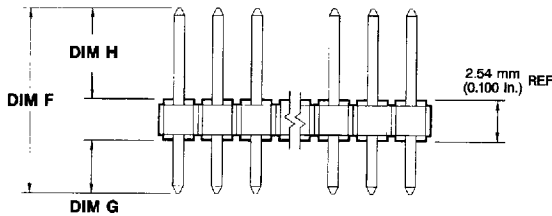


**Unshrouded Headers**  
**2.54 x 2.54 mm (0.100 x 0.100 in.)**

**Description**  
**Straight 2-Row BergStik® II Headers**



**RECOMMENDED HOLE PATTERN**

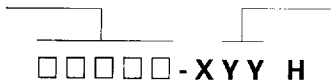


**STANDARD  
SOLDER TAIL**

A183996-0198 A

**Ordering Data**

Base number specifies pin length and style



These digits specify total number of positions (2 through 72)

This digit specifies plating

High temperature plastic

**Plating**

0.76 µm (30 pin.) gold over 1.27 µm (50 pin.) nickel	-1YY	3.81 µm (150 pin.) tin-lead	-4YY
0.38 µm (15 pin.) gold over 1.27 µm (50 pin.) nickel	-2YY	0.38 µm (15 pin.) GXT™ over 1.27 µm (50 pin.) nickel	-5YY
1.27 µm (50 pin.) gold over 1.27 µm (50 pin.) nickel	-3YY	0.76 µm (30 pin.) GXT™ over 1.27 µm (50 pin.) nickel	-6YY

Part Numbers	Dimensions					
	H-Mating (Length Above Plastic)		G-Tail (Length Below Plastic)		F (Overall Pin Length)	
	mm	in.	mm	in.	mm	in.
95105-XYXH	3.66	0.144	3.20	0.126	9.40	0.370
95645-XYXH	3.81	0.150	2.54	0.100	8.89	0.350
78269-XYXH	4.83	0.190	2.41	0.095	9.78	0.385
79425-XYXH	4.83	0.190	3.05	0.120	10.41	0.410
93217-XYXH	5.08	0.200	2.41	0.095	10.03	0.395
69157-XYXH	5.08	0.200	2.79	0.110	10.41	0.410
68783-XYXH	5.84	0.230	1.14	0.045	9.53	0.375
67996-XYXH	5.84	0.230	2.41	0.095	10.80	0.425
68692-XYXH	5.84	0.230	2.54	0.100	10.92	0.430
68737-XYXH	5.84	0.230	2.79	0.110	11.18	0.440
67997-XYXH	5.84	0.230	3.05	0.120	11.43	0.450
68602-XYXH	5.84	0.230	3.81	0.150	12.19	0.480
68739-XYXH	5.84	0.230	3.96	0.156	12.34	0.486
68438-XYXH	5.84	0.230	5.72	0.225	14.10	0.555
69133-XYXH	5.84	0.230	7.24	0.285	15.62	0.615
68799-XYXH	5.84	0.230	15.11	0.595	23.50	0.925
78286-XYXH	6.10	0.240	4.06	0.160	12.70	0.500
86503-XYXH	6.35	0.250	3.05	0.120	11.94	0.470
68491-XYXH	6.48	0.255	3.05	0.120	12.07	0.475
78212-XYXH	6.60	0.260	8.89	0.350	18.03	0.710
68481-XYXH	7.24	0.285	2.41	0.095	12.19	0.480
68734-XYXH	7.24	0.285	5.84	0.230	15.62	0.615
87203-XYXH	7.49	0.295	3.81	0.150	13.84	0.545
78988-XYXH	7.75	0.305	3.43	0.135	13.72	0.540

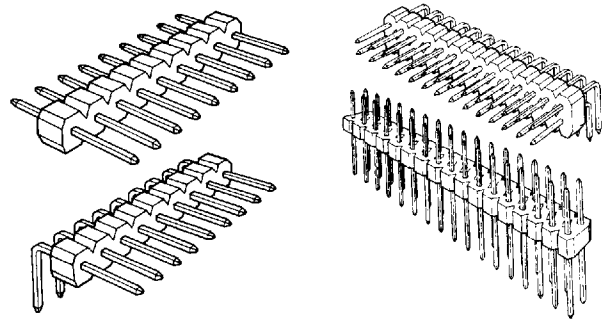
Ordering data shown is for our standard product offering. For non-standard or custom products, contact your authorized Berg Electronics representative.

9005411 0002560 099

# Unshrouded Headers

2.54 x 2.54 mm (0.100 x 0.100 in.)  
Centerlines

**BergStik® II Headers**  
**BergCon® System**



A183396-0775

## Features

- 1-Row: 1 through 36 total positions.  
2-Row: 2 through 72 total positions.  
3-Row: 9 through 108 total positions.
- End-to-end and side-to-side stackable on 2.54 mm (0.100 in.) centerlines.
- Can be manually broken to the desired length.
- Drawn (not stamped) 0.64 mm (0.025 in.) square wire presents four surfaces of equal quality.
- Standoffs allow cleaning to eliminate soldering contaminants.
- Optional retention tail provides 2.224 N (0.5 lbf) minimum retention prior to soldering on 1.58 mm (0.062 in.) thick pc boards.
- High-temperature plastic for infra-red soldering operations.
- Available with gold, GXT™ (palladium nickel alloy with gold flash) and tin-lead platings.

## Options

- Advanced ground.
- Retentive leg solder tails.
- Custom polarization available.

## Mating Data


Mates with 0.64 mm (0.025 in.) compatible receptacles on 2.54 mm (0.100 in.) centerlines.


Berg Electronics Products	Page
▪ Card Connectors . . . . .	13-122, 13-132, and 13-136
▪ PV™/Mini-latch Housing . . . . .	13-4 and 13-16
▪ Quickie III™ . . . . .	23-4
▪ Clincher™ . . . . .	20-2
▪ Mini-jump™ . . . . .	13-44

## Specifications

- MIL-G-45204
- MIL-P-55110
- MIL-P-81728
- QQ-W-343
- ASTM B-159

## Approvals and Certifications

 File no. E66906

 File no. LR46923

## Application Equipment

Description	Page
▪ Cutting tool HT-320 . . . . .	13-69

## Technical Data

### Materials

- Housing material . . . . . High temperature, Glass-filled PCT (UL 94 V-0)
  - ▶ Color . . . . . Black
  - ▶ Applicable soldering processes . . . . . Wave, Vapor-phase, IR reflow
- Pin . . . . . Phosphor-bronze

### Plating

- Underplate . . . . . 1.27 µm (50 µin.) nickel
- Finish . . . . . 0.38 µm (15 µin.) gold or 0.76 µm (30 µin.) gold or 1.27 µm (50 µin.) gold or 0.38 µm (15 µin.) GXT™ or 0.76 µm (30 µin.) GXT™
- Finish . . . . . 3.81 µm (150 µin.) tin-lead

### Electrical Performance

- Insulation resistance . . . . . 5000 MΩ min
- Withstanding voltage . . . . . 1500 V ac rms (sea level)

- Current rating . . . . . 3 amp continuous

### Mechanical Performance

- Retentive leg insertion force\* . . . . . >44.48 N (10 lbf) max\*
- Retentive leg connector retention . . . . . 2.22 N (0.5 lbf) min\*
- Contact retention (pin to housing) . . . . . 8.88 N (2 lbf)

### Operating Environment

- Temperature range . . . . . -65°C to +130°C

### Packaging

- Antistatic Bags
- Antistatic Tubes . . . . . available on selected part numbers

\*Per retentive pin-pair.

## Customer Support Materials

Description	Order No.	Description	Order No.
Customer Product Drawings . . . . .	By Part Number	Product Samples . . . . .	Upon Request
Product Specifications . . . . .	BUS-12-050	Test Data . . . . .	Upon Request
Product Substitutions . . . . .	Contact Technical Support		

■ 9005411 0002556 668 ■

### Ordering Data (Cont'd)

Part Numbers	Dimensions					
	H-Mating (Length Above Plastic)		G-Tail (Length Below Plastic)		F (Overall Pin Length)	
	mm	in.	mm	in.	mm	in.
94010-XYHH	7.77	0.306	8.89	0.350	19.20	0.756
78933-XYHH	7.87	0.310	7.24	0.285	17.65	0.695
67998-XYHH	8.08	0.318	2.72	0.107	13.34	0.525
68690-XYHH	8.08	0.318	2.92	0.115	13.54	0.533
68691-XYHH	8.08	0.318	3.05	0.120	13.67	0.538
67999-XYHH	8.08	0.318	3.30	0.130	13.92	0.548
78233-XYHH	8.08	0.318	3.81	0.150	14.43	0.568
93216-XYHH	8.08	0.318	3.94	0.155	14.55	0.573
87894-XYHH	8.08	0.318	4.32	0.170	14.94	0.588
68743-XYHH	8.08	0.318	5.59	0.220	16.21	0.638
68779-XYHH	8.08	0.318	8.08	0.318	18.69	0.736
68716-XYHH	8.08	0.318	10.41	0.410	21.03	0.828
68749-XYHH	8.08	0.318	10.67	0.420	21.29	0.838
68693-XYHH	8.08	0.318	13.21	0.520	23.83	0.938
92417-XYHH	8.13	0.320	2.79	0.110	13.46	0.530
86832-XYHH	8.26	0.325	2.54	0.100	13.34	0.525
95652-XYHH	8.38	0.330	1.78	0.070	12.70	0.500
93254-XYHH	8.97	0.353	2.79	0.110	14.30	0.563
87869-XYHH	9.14	0.360	5.84	0.230	17.53	0.690
95687-XYHH	9.14	0.360	9.14	0.360	20.83	0.820
86837-XYHH	9.65	0.380	3.05	0.120	15.24	0.600
89540-XYHH	9.65	0.380	7.11	0.280	19.30	0.760
68738-XYHH	10.16	0.400	2.92	0.115	15.62	0.615
68601-XYHH	10.16	0.400	3.05	0.120	15.75	0.620
95665-XYHH	10.16	0.400	8.51	0.335	21.21	0.835
68464-XYHH	10.92	0.430	3.05	0.120	16.51	0.650
79821-XYHH	10.92	0.430	5.08	0.200	18.54	0.730
87381-XYHH	11.30	0.445	2.54	0.100	16.38	0.645
71217-XYHH	11.43	0.450	11.43	0.450	25.40	1.000
87382-XYHH	12.07	0.475	2.54	0.100	17.15	0.675
86827-XYHH	12.19	0.480	3.05	0.120	17.78	0.700
79242-XYHH	12.45	0.490	8.64	0.340	23.62	0.930
68439-XYHH	12.70	0.500	3.05	0.120	18.29	0.720
71222-XYHH	12.70	0.500	6.35	0.250	21.59	0.850
79271-XYHH	12.70	0.500	12.70	0.500	27.94	1.100
68482-XYHH	13.21	0.520	8.08	0.318	23.83	0.938
87903-XYHH	13.36	0.526	8.56	0.337	24.46	0.963
88797-XYHH	13.46	0.530	8.13	0.320	24.13	0.950
69132-XYHH	13.72	0.540	3.05	0.120	19.30	0.760
68600-XYHH	15.49	0.610	2.92	0.115	20.96	0.825
95727-XYHH	15.62	0.615	2.79	0.110	20.96	0.825
86836-XYHH	16.51	0.650	3.05	0.120	22.10	0.870
86834-XYHH	16.51	0.650	14.86	0.585	33.91	1.335
87349-XYHH	17.27	0.680	2.79	0.110	22.61	0.890
94532-XYHH	17.78	0.700	11.43	0.450	31.75	1.250
86817-XYHH	17.91	0.705	3.05	0.120	23.50	0.925
89446-XYHH	18.03	0.710	3.05	0.120	23.62	0.930
87345-XYHH	18.08	0.712	10.31	0.406	30.94	1.218
87900-XYHH	18.29	0.720	3.05	0.120	23.88	0.940
87348-XYHH	18.54	0.730	2.54	0.100	23.62	0.930
79243-XYHH	18.80	0.740	9.91	0.390	31.24	1.230
87052-XYHH	19.56	0.770	3.05	0.120	25.15	0.990
79268-XYHH	20.32	0.800	3.05	0.120	25.91	1.020
87901-XYHH	20.83	0.820	3.05	0.120	26.42	1.040
89542-XYHH	21.34	0.840	3.18	0.125	27.05	1.065
95712-XYHH	22.35	0.880	2.79	0.110	27.69	1.090
88886-XYHH	23.62	0.930	7.01	0.276	33.17	1.306
87037-XYHH	25.91	1.020	3.05	0.120	31.50	1.240
89639-XYHH	26.47	1.042	3.00	0.118	32.00	1.260
87344-XYHH	26.82	1.056	5.56	0.219	34.93	1.375

Ordering data shown is for our standard product offering. For non-standard or custom products, contact your authorized Berg Electronics representative.

9005411 0002561 T25



## X-ON Electronics

Largest Supplier of Electrical and Electronic Components

*Click to view similar products for [Headers & Wire Housings](#) category:*

*Click to view products by [Amphenol](#) manufacturer:*

Other Similar products are found below :

[892-18-020-10-001101](#) [58102-G61-06LF](#) [582553-1](#) [0009485154](#) [009176003701906](#) [0050291907](#) [LY20-4P-DT1-P1E-BR](#) [02.125.8002.8](#)  
[609-3404](#) [61062-3](#) [622-0430](#) [622-3653LF](#) [63453-116](#) [636-1030](#) [636-1427](#) [636-3427](#) [636-4007](#) [641938-9](#) [641991-4](#) [644827-2](#) [65817-010LF](#)  
[65817-015LF](#) [65863-015LF](#) [66207-023LF](#) [67095-007LF](#) [67601157](#) [68648-049](#) [70.362.1628.0](#) [70-4210](#) [70-4226B](#) [70-4853B](#) [707-5020](#) [707-](#)  
[5028](#) [71.350.2428.0](#) [71918-208LF](#) [71961-016LF](#) [733-134](#) [733-162](#) [754199-000](#) [760-3052](#) [787-8014-00](#) [79531-3000](#) [FCN-360C032-B](#) [FCN-](#)  
[367T-T012/H](#) [FCN-723D010/2](#) [80.063.4001.1](#) [800-90-001-10-001000](#) [800-90-010-10-002000](#) [801-43-002-10-013000](#) [801-43-006-10-002000](#)