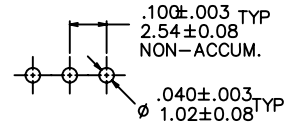
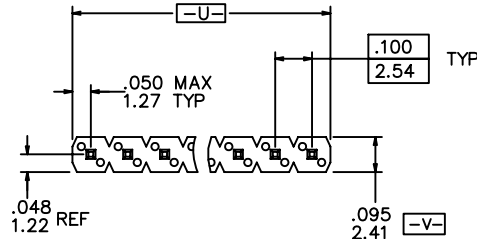


PRODUCT NUMBER

XXXXX-YYYHTLF

- LEAD FREE OPTION
SEE NOTE 1,11
- TUBE PACKAGING OPTION
SEE NOTE 1
- HIGH TEMPERATURE PLASTIC
SEE NOTE 1
- NO. OF POSITIONS
SEE NOTE 1
- PIN PLATING
SEE SHEET 2
- BASE PART NO.

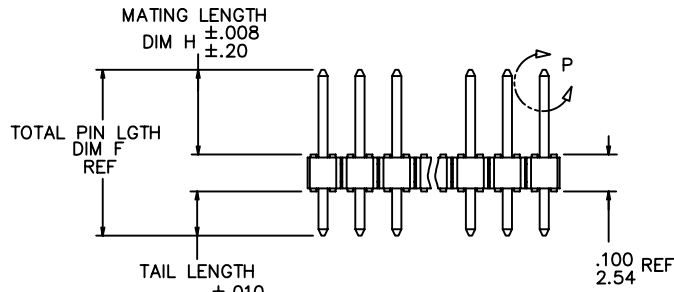


RECOMMENDED HOLE PATTERN

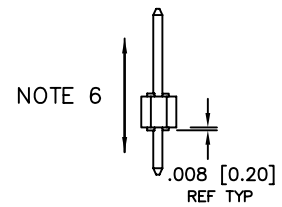
PRODUCT NUMBER

69190-XXXXXHALF

- LEAD FREE OPTION
SEE NOTE 1,11
- PACKAGING OPTION
SEE NOTE 1
- HIGH TEMPERATURE PLASTIC
SEE NOTE 1
- INDICATE DIFFERENT MATING LENGTH
AND TAIL LENGTH
- NO. OF POSITIONS
SEE NOTE 1
- PIN PLATING
SEE SHEET 2
- BASE PART NO.



SIDE VIEW

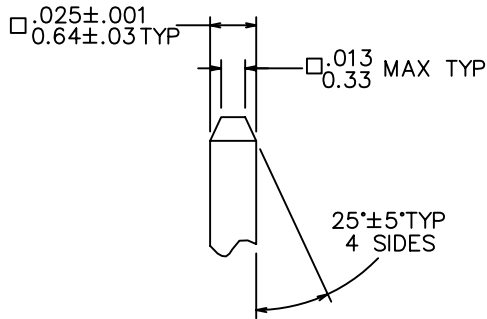


END VIEW

NOTE 6

⊕ ∅ .020/.51 (M) U (M) V (S)

NOTE 4



DETAIL P
TYP BOTH ENDS

mat'l. code		surface		tolerance		projection		product family	
NOTES 2 & 3		ISO 1302 ✓		ISO 406 ISO 1101		INCH/MM		BERGSTIK	
ltr	ecn	nldr	date	tolerances unless otherwise specified		scale 1:1		title	
AM	ELX-N-13674	DCS	2012-12-12	angles	linear			BERGSTIK® II HEADER	
AN	ELX-N-16105	ZK	2013-10-22					.100/2.54 SR SELF-RET	
AP	ELX-N-19414	HJ	2014-11-13	0°±2'				dwg no	
				dr	D. WHITING	4/19/93		sheet 1 of 4	
AJ	M06-0346	MHT	9/04/06	engr	T.HANNA	4/19/93		size	
AK	M08-0291	MHT	10/06/08	chr	T. BREWBAKER	4/19/93		A3	
AL	N11-0118	J.Z	2011-04-11	appd	T.HANNA	4/19/93		type	
sheet	revision	AP						Product Customer Drawing	
index	sheet	1-4							



FCIconnect.com

Copyright FCI

PIN PLATING CODES:

XXXX-1YY	30u"/0.76u MIN (SEE NOTE 12) OVER 50u"/1.27u MIN Ni
XXXX-2YY	15u"/0.38u MIN (SEE NOTE 12) OVER 50u"/1.27u MIN Ni
XXXX-3YY	50u"/1.27u MIN (SEE NOTE 12) OVER 50u"/1.27u MIN Ni
XXXX-4YY	100u"/2.54u MIN Sn OVER 50u"/1.27u MIN Ni (SEE NOTE 13)
XXXX-4YYHLF	
XXXX-5YY	15u"/0.38u MIN (SEE NOTE 12) OVER 50u"/1.27u MIN Ni
XXXX-6YY	30u"/0.76u MIN (SEE NOTE 12) OVER 50u"/1.27u MIN Ni
XXXX-7YY	30u"/0.76u MIN (SEE NOTE 12) OVER 50u"/1.27u MIN Ni
XXXX-8YY	15u"/0.38u MIN (SEE NOTE 12) OVER 50u"/1.27u MIN Ni
XXXX-9YY	15u"/0.38u MIN (SEE NOTE 12) OVER 50u"/1.27u MIN Ni
XXXX-0YY	30u"/0.76u MIN (SEE NOTE 12) OVER 50u"/1.27u MIN Ni

NOTES

1. PART NUMBER OPTIONS:

PIN PLATING CODES (SEE ABOVE)

HIGH TEMP. MATERIAL:

FOR HIGH-TEMPERATURE APPLICATIONS, SPECIFY AN "H" AT THE END OF THE PART NUMBER, AND PCT WILL BE SUPPLIED.

NUMBER OF POSITION:

ANY NUMBER OF POSITIONS FROM 2 THRU 36.

PACKAGING:

PACKAGED IN POLY BAGS.

EIGHT DIGIT PART NUMBERS FOLLOWED BY A "T" ARE PACKAGED IN TUBES. SEE SPECIFIC PART NUMBERS FOR AVAILABILITY.

EIGHT DIGIT PART NUMBERS FOLLOWED BY A "A" ARE PACKAGED IN TAPE AND REEL WITH PICKUP CAPS.

LEAD FREE:

ADD "HLF" SUFFIX AT THE END OF PART NUMBER FOR LEAD FREE OPTION, NOT AVAILABLE FOR -5YY,-5YYH,-6YY & -6YYH.

2. BODY MATERIAL:

MANUFACTURER'S OPTION OF NYLON OR PCT, GLASS FIBER REINFORCED, FLAME RETARDENT PER UL-94V-0.

COLOR: BLACK. OR MINERAL FILLED LCP, COLOR BLACK FLAME RETARDENT PER UL-94V-0.

PART NUMBERS WITH "H" SUFFIX WILL WITHSTAND EXPOSURE TO 260° PEAK TEMPERATURE FOR 20 SECONDS IN WAVE SOLDER, INFRA-RED OR VAPOR PHASE SOLDER PROCESS.

PART NUMBERS WITHOUT "H" SUFFIX WILL WITHSTAND EXPOSURE TO 260° PEAK TEMPERATURE FOR WAVE SOLDER PROCESS.

3. PIN MATERIAL: PHOS-BRONZE.

4. MEASURED WITH PART IN RESTRAINED CONDITION.

5. TWO SIDES OF PIN TIPS NOT PLATED. TYPICAL BOTH ENDS.

6. 2LBS/0.9KG MIN PIN RETENTION IN EITHER DIRECTION.

7. ±.010/0.25 TOL APPLIES TO ALL 'G' TAILS EXCEPT INDICATED PARTS ON TABLE WHERE +.010/0.25 -.000/0.00 APPLIES.

8. DETAIL N DIMENSIONS APPLY TO 2 POSITION PARTS ONLY

9. SECTION R-R DIMENSIONS ONLY APPLY TO RETENTION. PIN POSITIONS FOR 3 POSITION PARTS AND LARGER. RETENTION PIN POSITIONS LOCATED AT MANUFACTURER'S OPTION.

10. 5LB/2.3KG MAX INSERTION FORCE AND .25LB/.1KG MIN RETENTION FORCE PER RETENTIVE PIN USING .062/1.57 THICK CIRCUIT BOARDS AND RECOMMENDED HOLE PATTERN.

11. THESE PRODUCTS MEETS EUROPEAN UNION DIRECTIVES AND OTHER COUNTRY REGULATION AS DESCRIBED IN GS-22-008.

12. PLATING OPTIONS:

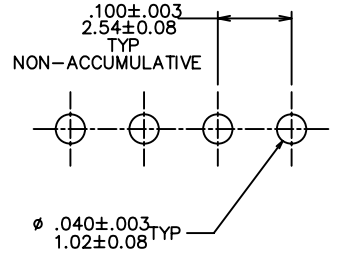
PERFORMANCE PLATING WILL BE EITHER GOLD OR GXT ON POST OR TAIL, OPTIONALLY (78~295u"/2~7.5u) TIN ON TAIL.

13."THIS PRODUCT HAS 100% TIN PLATING IN THE INTERFACE AND HAS NOT BEEN TESTED FOR WHISKER GROWTH IN ALL INTERCONNECT ENVIRONMENTS."

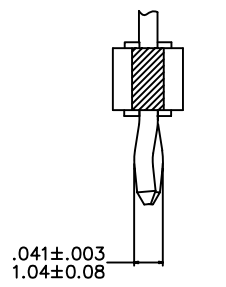


Copyright FCI

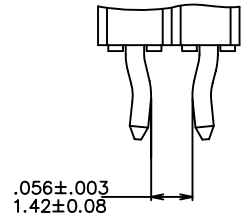
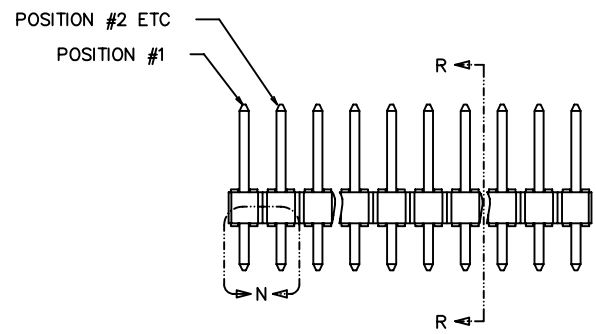
mat'l. code		surface ISO 1302 ✓ ISO 406 ISO 1101		tolerance tolerances unless otherwise specified		projection 		product family BERGSTIK			
ltr	ecn	no	dr	date	angles	linear	INCH/MM		title		
AP					0±2°	linear	scale 1:1		BERGSTIK II HEADER .100/2.54 SR SELF-RET		
					dr	D. WHITING	4/19/93		dwg no		
					enr	T.HANNA	4/19/93		sheet 2 of 4		
					chr	T. BREWBAKER	4/19/93		69190		
					app	T.HANNA	4/19/93		A3		
sheet index		revision sheet						type		Product Customer Drawing	



RECOMMENDED HOLE PATTERN



SECTION R-R
NOTE 9



TWO POSITION
DETAIL N
NOTE 8



FCIconnect.com

Copyright FCI

mat'l. code		surface ISO 1302 ✓		tolerance ISO 406 ISO 1101		projection		product family BERGSTIK	
ltr	ecn	no	dr	date		tolerances unless otherwise specified		title	
AP						angles	linear	BERGSTIK II HEADER	
						0°±2'		.100/2.54 SR SELF-RET	
						dr	D. WHITING	4/19/93	
						enr	T.HANNA	4/19/93	
						chr	T. BREWBAKER	4/19/93	
						app	T.HANNA	4/19/93	
sheet index	revision sheet							FCJ	
								dwg no 69190 sheet 3 of 4 size A3	
								type Product Customer Drawing	

PRODUCT NUMBER	TOTAL PIN LENGTH		TAIL LENGTH		MATING LENGTH		PACKAGING	NOTE	LF OPTION
	DIM F	DIM F	DIM G	DIM G	DIM H	DIM H			
	ENGLISH	METRIC	ENGLISH	METRIC	ENGLISH	METRIC			
69190-YYY	0.450	11.43	0.120	3.05	0.230	5.84	POLY BAGS/TUBES	-	NOTE 1,11 ↑ OB ↓
72348-YYYH	0.515	13.08	0.120	3.05	0.295	7.49	POLY BAGS	-	
78229-YYY	0.538	13.67	0.120	3.05	0.318	8.08	POLY BAGS/TUBES	-	
78250-YYY	U N A V A I L A B L E							-	
78538-YYY	0.620	15.75	0.120	3.05	0.400	10.16	POLY BAGS	-	
78594-YYY	0.760	19.30	0.120	3.05	0.540	13.72	POLY BAGS	-	
A 79429-YYY	0.695	17.65	0.120	3.05	0.475	12.07	POLY BAGS	-	
79978-YYY	0.450	11.43	0.120	3.05	0.230	5.84	POLY BAGS/TUBES	7	
86505-YYY	0.440	11.18	0.120	3.05	0.220	5.59	POLY BAGS	-	
87036-YYY	0.830	21.08	0.120	3.05	0.610	15.49	POLY BAGS	-	
87068-YYY	0.530	13.46	0.115	2.92	0.315	8.00	POLY BAGS	-	
87280-YYY	1.000	25.40	0.120	3.05	0.780	19.81	POLY BAGS	-	
87452-YYY	0.840	21.34	0.120	3.05	0.620	15.75	POLY BAGS	-	
87453-YYY	0.990	25.15	0.120	3.05	0.770	19.56	POLY BAGS	-	
87918-YYY	0.730	18.54	0.120	3.05	0.510	12.95	POLY BAGS	-	
90603-YYY	0.430	10.92	0.100	2.54	0.230	5.84	POLY BAGS	-	
B 90610-YYY	0.927	23.55	0.100	2.54	0.727	18.47	POLY BAGS	-	
94549-YYYH	0.415	10.54	0.085	2.16	0.230	5.84	POLY BAGS	-	
69190-XXY001HLF	0.425	10.80	0.095	2.41	0.230	5.84	POLY BAGS	-	
69190-XXY002HLF	0.378	9.59	0.120	3.05	0.157	4.00	POLY BAGS/TUBES	-	



FCconnect.com

Copyright FCJ

mat'l. code		surface <input checked="" type="checkbox"/> ISO 1302 <input type="checkbox"/> ISO 406 <input type="checkbox"/> ISO 1101		tolerance		projection		product family BERGSTIK	
ltr		ecn no		dr		date		title	
AP								BERGSTIK II HEADER	
		angles		linear		INCH/MM		.100/2.54 SR SELF-RET	
		0±2'				scale 1:1		dwg no	
		dr		D. WHITING		4/19/93		sheet 4 of 4	
		enr		T.HANNA		4/19/93		69190	
		chr		T. BREWBAKER		4/19/93		A3	
		app		T.HANNA		4/19/93		type Product Customer Drawing	
sheet index		revision sheet							

X-ON Electronics

Largest Supplier of Electrical and Electronic Components

Click to view similar products for [Headers & Wire Housings](#) category:

Click to view products by [Amphenol](#) manufacturer:

Other Similar products are found below :

[892-18-020-10-001101](#) [58102-G61-06LF](#) [582553-1](#) [0009485154](#) [009176003701906](#) [0050291907](#) [LY20-4P-DT1-P1E-BR](#) [02.125.8002.8](#)
[609-3404](#) [61062-3](#) [622-0430](#) [622-3653LF](#) [63453-116](#) [636-1030](#) [636-1427](#) [636-3427](#) [636-4007](#) [641938-9](#) [641991-4](#) [644827-2](#) [65817-010LF](#)
[65817-015LF](#) [65863-015LF](#) [66207-023LF](#) [67095-007LF](#) [67601157](#) [68648-049](#) [70.362.1628.0](#) [70-4210](#) [70-4226B](#) [70-4853B](#) [707-5020](#) [707-](#)
[5028](#) [71.350.2428.0](#) [71918-208LF](#) [71961-016LF](#) [733-134](#) [733-162](#) [754199-000](#) [760-3052](#) [787-8014-00](#) [79531-3000](#) [FCN-360C032-B](#) [FCN-](#)
[367T-T012/H](#) [FCN-723D010/2](#) [80.063.4001.1](#) [800-90-001-10-001000](#) [800-90-010-10-002000](#) [801-43-002-10-013000](#) [801-43-006-10-002000](#)