

NOTES:

1. MATERIALS AND FINISHES:
 BODY, CLAMP NUT, COUPLING NUT
 OUTER CONTACT, BRAID CLAMP & WASHER - BRASS, NICKEL PLATING
 CONTACT - BRASS, SILVER PLATING
 INSULATOR - PTFE, NATURAL
 GASKETS - SILICONE RUBBER, RED
 WASHER - COPPER, NICKEL PLATING
 RETAINING RING - PHOSPHOR BRONZE, NATURAL

2. ELECTRICAL:
 A. IMPEDANCE: 50 OHM

3. MECHANICAL:
 A. DURABILITY: 500 CYCLES MIN.
 B. TEMPERATURE RANGE: -65° C TO +165° C

4. PACKAGING:
 A. QUANTITY: SINGLE PACK
 B. MARKING: BAG TO BE MARKED
 "AMPHENOL RF, 82-202, AND DATE CODE"

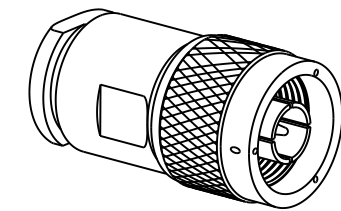
5. CABLE ASSEMBLY INSTRUCTIONS:
 A. STRIP CABLE AS SHOWN.
 B. SLIDE CLAMP NUT, WASHER, GASKET & BRAID CLAMP OVER CABLE SHEATH.
 C. COMB OUT THE BRAID AND FOLD OUT, TRIM EXCESS BRAID.
 D. SOLDER CABLE CENTER CONDUCTOR TO CENTER CONTACT.
 E. SLIDE SUB-ASSEMBLY TO THE REAR SIDE OF THE BODY AND TIGHTEN WITH PROPER SPANNER. MAKE ENSURE INTERFACE DIMENSIONS TO MEET.

6. SHOWS CABLE ENTRY DIMENSIONS.

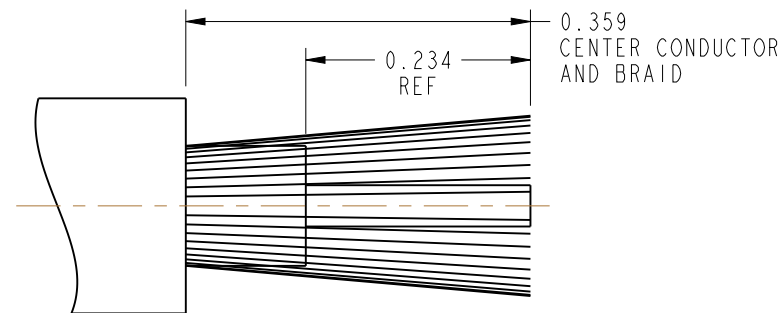
THIRD ANGLE PROJ.

REVISIONS

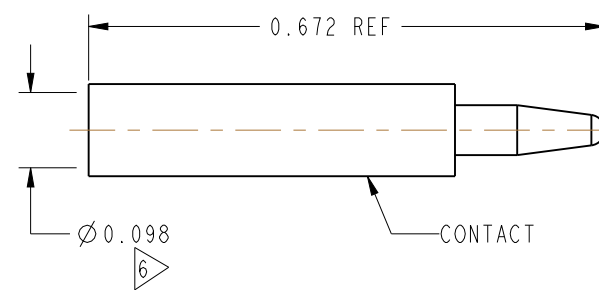
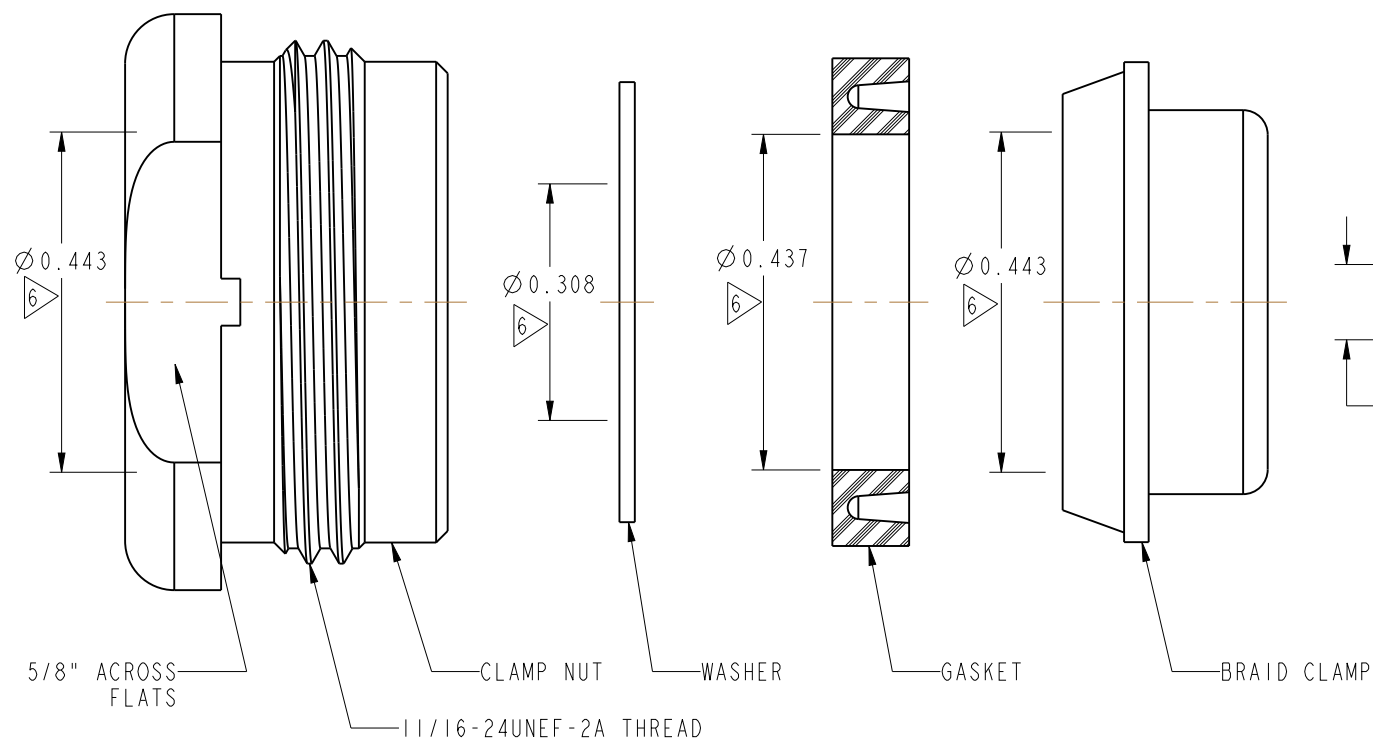
REV	DESCRIPTION	DATE	ECO	APPR
--	RELEASE TO MFG.	--	--	--
Y	REDRAWN IN PRO-E & COD ADDED	7/1/15	49810	CL



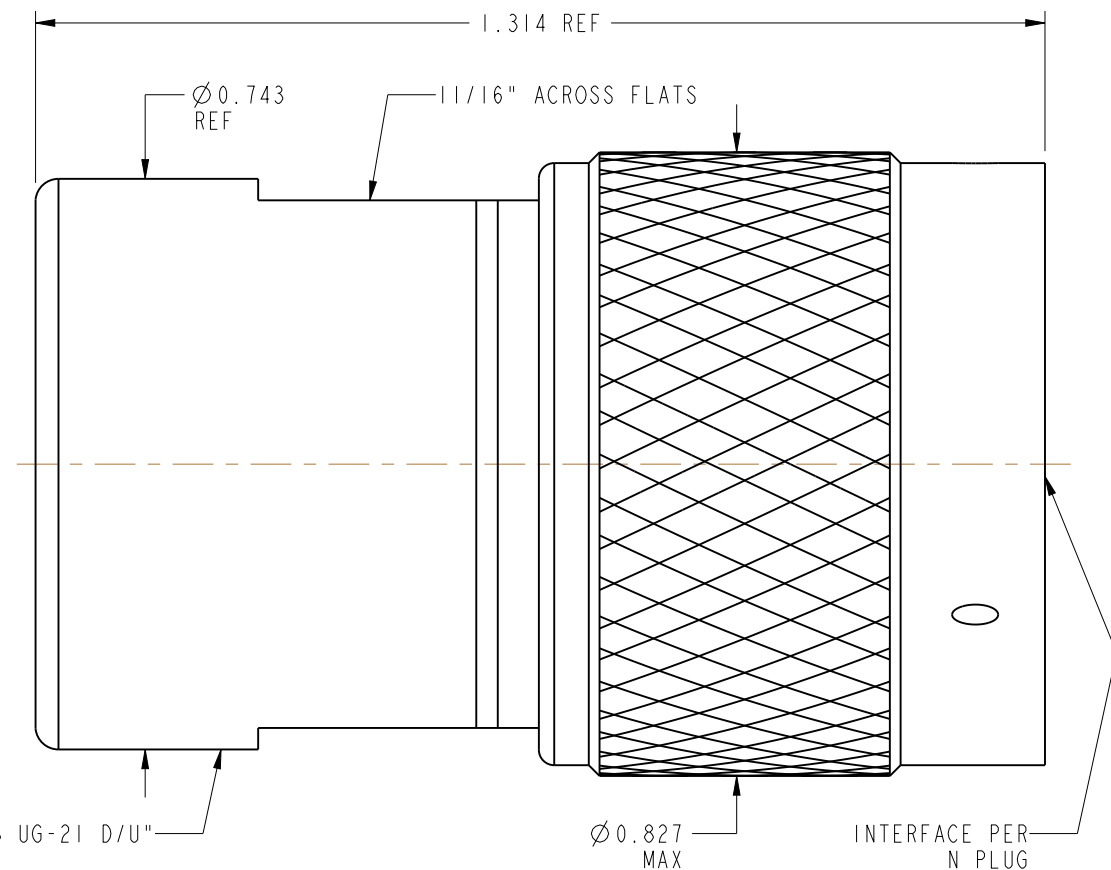
SCALE 1.000



RECOMMENDED CABLE STRIPPING DIMENSIONS



STAMP "74868 UG-21 D/U"



CUSTOMER OUTLINE DRAWING

ALL OTHER SHEETS ARE FOR INTERNAL USE ONLY

<p>UNLESS OTHERWISE SPECIFIED, DIMENSIONS ARE IN INCHES AND TOLERANCES ARE: 2 PLACE DECIMAL 3 PLACE DECIMAL ANGLES ±.015 (0,381 mm) ±.005 (0,127 mm) ± 1°</p> <p>NOTICE - These drawings, specifications, or other data (1) are, and remain the property of Amphenol corp. (2) must be returned upon request; and (3) are confidential and not to be disclosed to any person other than those to whom they are given by Amphenol Corp. the furnishing of these drawings, specifications, or other data by Amphenol Corp., or to any other person to anyone for any purpose is not to be regarded by implication or otherwise in any manner licensing, granting rights to permitting such holder or any other person to manufacture, use or sell any product, process or design, patented or otherwise, that may in any way be related to or disclosed by said drawings, specifications, or other data.</p>	<p>MATERIAL SEE NOTES</p>	<p>DRAWN CLEMENT</p> <p>ENGINEER S.P.</p>	<p>DATE 26-Nov-13</p> <p>DATE 26-Jan-66</p>	<p>TITLE N STR PLUG UG-21 D/U FOR RG8 CABLE GROUP</p>	<p>Amphenol RF www.amphenolrf.com</p>
	<p>REFERENCE 200X-280-115 MS 91236 (REV A) REQ - 10424</p>	<p>APPROVED K. CAPOZZI</p> <p>DATE 6/30/15</p>	<p>SCALE: 4.0:1.0</p> <p>SHEET 2 OF 2</p>	<p>DRAWING NO.82-202</p>	
	<p>CONFIGURATION LEVEL: In Work</p> <p>FINISH</p>	<p>CAD FILE</p>	<p>DWG SIZE B</p> <p>REV Y</p>	<p>ITEM NO.82-202</p>	
				<p>PART NO.82-202</p>	

X-ON Electronics

Largest Supplier of Electrical and Electronic Components

Click to view similar products for [RF Connectors / Coaxial Connectors](#) category:

Click to view products by [Amphenol](#) manufacturer:

Other Similar products are found below :

[8915-1511-000](#) [89674-0827](#) [6001-7071-019](#) [6002-7051-003](#) [6002-7551-202](#) [6059674-1](#) [619550-1](#) [630059-000](#) [M39030/3-01N](#) [M3933/25-36N](#) [6500-7071-046](#) [6769](#) [CX050L2AQ](#) [7002-1542-011](#) [7004-1512-000](#) [7009-1511-004](#) [7010-1511-000](#) [7029-1511-060](#) [7101-1541-010](#) [7101-1571-002](#) [7105-1521-002](#) [7145-1521-002](#) [7203-1571-003](#) [7209-1511-011](#) [7210-1511-015](#) [7210-1511-019](#) [73137-5015](#) [73216-2241](#) [7325-1512-000](#) [73404-2300](#) [7405-1521-005](#) [7405-1521-802](#) [7406-1521-005](#) [8527](#) [8547](#) [FS11V](#) [8808-1511-001](#) [9049-9513-000](#) [9074-9513-000](#) [9101-9573-002](#) [910A205F](#) [9130-9573-002](#) [PL11SC-026](#) [PL375-33](#) [PL40-5](#) [PL71-9](#) [PL74C-221](#) [PL75MC-217](#) [PL803-7](#) [980-8666-005](#)