

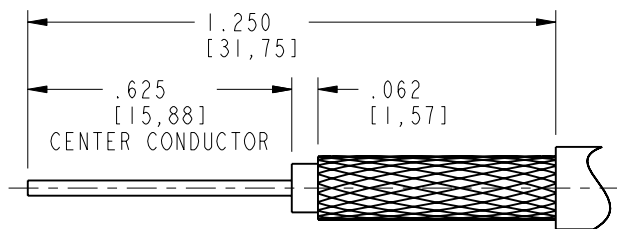
NOTES:

- MATERIALS AND FINISHES:
 BODY, COUPLING NUT - BRASS, NICKEL PLATING
 CONTACT - BRASS, SILVER PLATING
 INSERT - PTFE, NATURAL
- ELECTRICAL:
 A. IMPEDANCE: 50 OHM
 B. DIELECTRIC WITHSTANDING VOLTAGE: 1000 VRMS, MIN.
- MECHANICAL:
 A. DURABILITY: 500 CYCLES MIN.
 B. TEMPERATURE RANGE: -65° C TO +165° C
- PACKAGING:
 A. QUANTITY: SINGLE PACK
 B. MARKING: BAG TO BE MARKED
 "AMPHENOL RF, 83-822, AND DATE CODE"
- STAMP COUPLING NUT: AMPHENOL 83-822
 74868 PL-259 49190
 NOTE: NEED A MINIMUM OF 2 SPACES BETWEEN GROUPS OF NUMBERS.
- * SHOWS CABLE ENTRY DIMENSIONS.

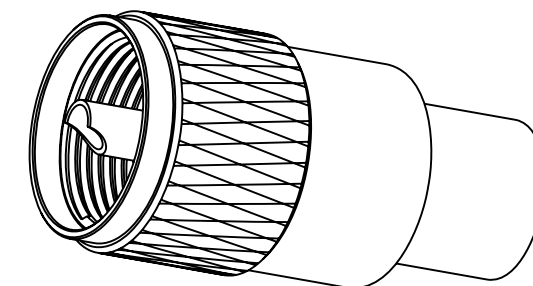
THIRD ANGLE PROJ.

REVISIONS

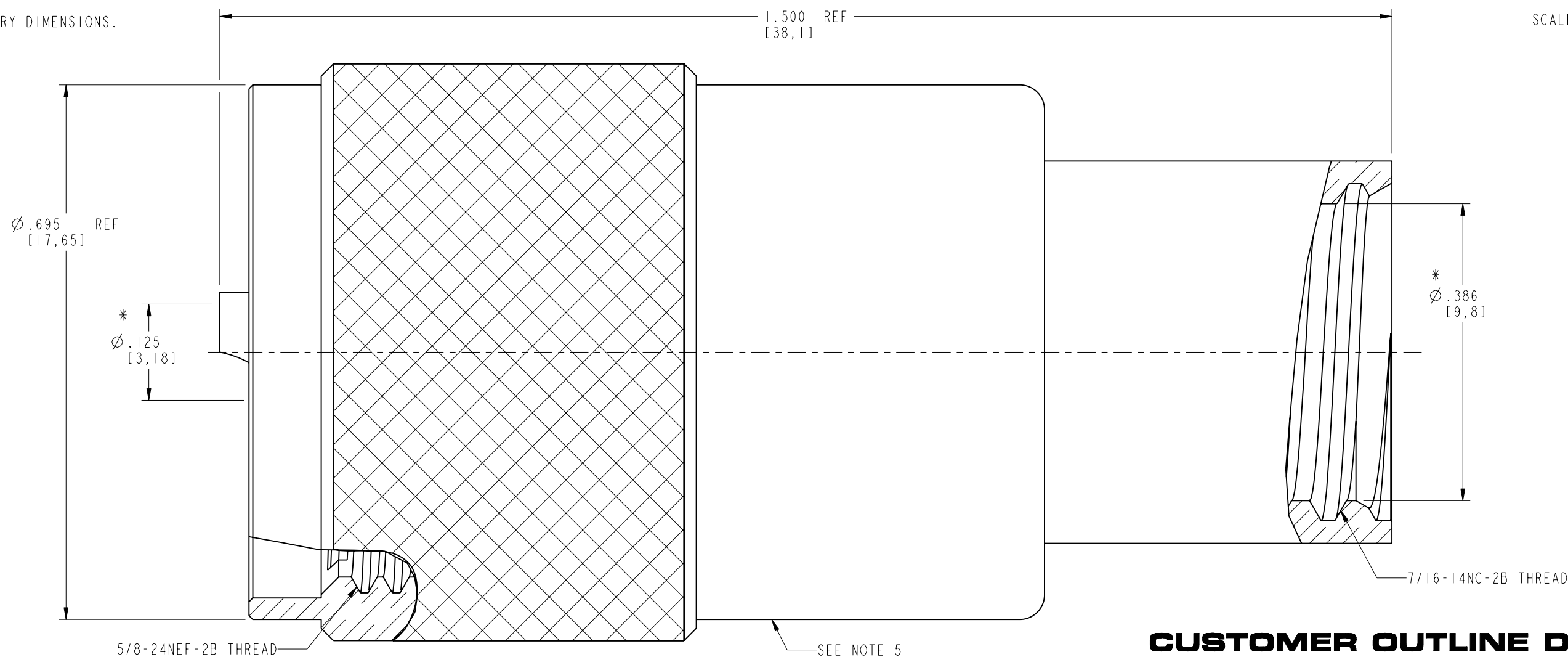
| REV | DESCRIPTION | DATE | ECO | APPR |
|-----|------------------------------|-----------|-------|------|
| | RELEASE TO MFG. | | | |
| Y | REDRAWN IN PRO-E & COD ADDED | 18-Mar-14 | 49831 | SH |



RECOMMENDED CABLE STRIPPING DIMENSIONS



SCALE 1.700



CUSTOMER OUTLINE DRAWING
 ALL OTHER SHEETS ARE FOR INTERNAL USE ONLY

| | | | | | | | |
|---|--|------------|-----------|---|--|-------------------------------------|--|
| UNLESS OTHERWISE SPECIFIED, DIMENSIONS ARE IN INCHES AND TOLERANCES ARE: 2 PLACE DECIMAL 3 PLACE DECIMAL ANGLES ±.015 (0,381 mm) ±.005 (0,127 mm) ± 1° | MATERIAL | DRAWN | DATE | TITLE UHF PLUG ARMY PL-259 NAVY 49190 | | Amphenol RF www.amphenolrf.com | |
| | SEE NOTES | J. CHENG | 03-Mar-14 | | | | |
| NOTICE - These drawings, specifications, or other data (1) are, and remain the property of Amphenol corp. (2) must be returned upon request; and (3) are confidential and not to be disclosed to any person other than those to whom they are given by Amphenol Corp. the furnishing of these drawings, specifications, or other data by Amphenol Corp., or to any other person to anyone for any purpose is not to be regarded by implication or otherwise in any manner licensing, granting rights to permitting such holder or any other person to manufacture, use or sell any product, process or design, patented or otherwise, that may in any way be related to or disclosed by said drawings, specifications, or other data. | REFERENCE EAR # | ENGINEER | DATE | SCALE: 6.5:1.0 SHEET 2 OF 2 | | DRAWING NO.83-822 ITEM NO.83-822 | |
| | CONFIGURATION LEVEL: <input type="checkbox"/> <input type="checkbox"/> <input type="checkbox"/> <input type="checkbox"/> | K. CAPOZZI | 11/18/13 | | | | |
| | FINISH | APPROVED | DATE | DWG SIZE B REV Y | | PART NO.83-822 | |
| | | S. HSIEH | 03-Mar-14 | | | | |

X-ON Electronics

Largest Supplier of Electrical and Electronic Components

Click to view similar products for [RF Connectors / Coaxial Connectors](#) category:

Click to view products by [Amphenol](#) manufacturer:

Other Similar products are found below :

[8915-1511-000](#) [89674-0827](#) [6001-7071-019](#) [6002-7051-003](#) [6002-7551-202](#) [6059674-1](#) [619550-1](#) [630059-000](#) [M39030/3-01N](#) [M3933/25-36N](#) [6500-7071-046](#) [6769](#) [CX050L2AQ](#) [7002-1542-011](#) [7004-1512-000](#) [7009-1511-004](#) [7010-1511-000](#) [7029-1511-060](#) [7101-1541-010](#) [7101-1571-002](#) [7105-1521-002](#) [7145-1521-002](#) [7203-1571-003](#) [7209-1511-011](#) [7210-1511-015](#) [7210-1511-019](#) [73137-5015](#) [73216-2241](#) [7325-1512-000](#) [73404-2300](#) [7405-1521-005](#) [7405-1521-802](#) [7406-1521-005](#) [8527](#) [8547](#) [FS11V](#) [8808-1511-001](#) [9049-9513-000](#) [9074-9513-000](#) [9101-9573-002](#) [910A205F](#) [9130-9573-002](#) [PL11SC-026](#) [PL375-33](#) [PL40-5](#) [PL71-9](#) [PL74C-221](#) [PL75MC-217](#) [PL803-7](#) [980-8666-005](#)