

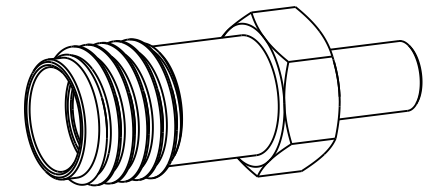
NOTES:

1. MATERIALS AND FINISHES:
 BODY, BULLET CONTACT, SLEEVE & INNER FERRULE - BRASS, GOLD PLATING
 CONTACT - BeCu, GOLD PLATING
 INSULATOR & INSULATOR DISC - PTFE, NATURAL
2. ELECTRICAL:
 A. IMPEDANCE: 50 OHM
 B. FREQUENCY: DC - 6 GHz
 C. VSWR: 1.30 MAX. DC - 3 GHz
 1.40 MAX. 3 - 6 GHz
 D. DIELECTRIC WITHSTANDING VOLTAGE: 500 VRMS, MIN.
3. MECHANICAL:
 A. DURABILITY: 500 CYCLES MIN.
 B. TEMPERATURE RANGE: -65°C TO +165°C

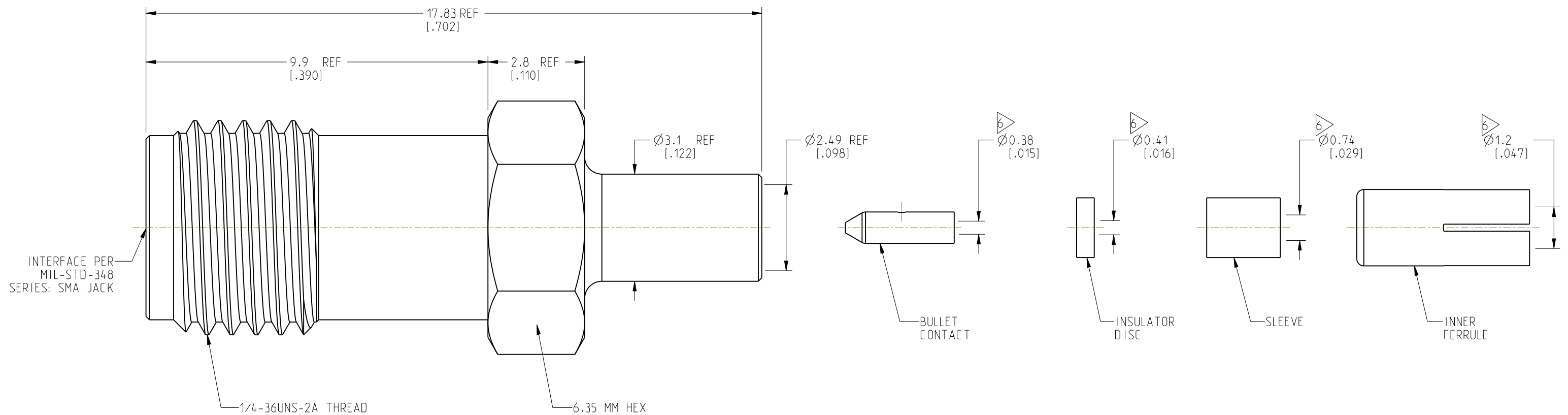
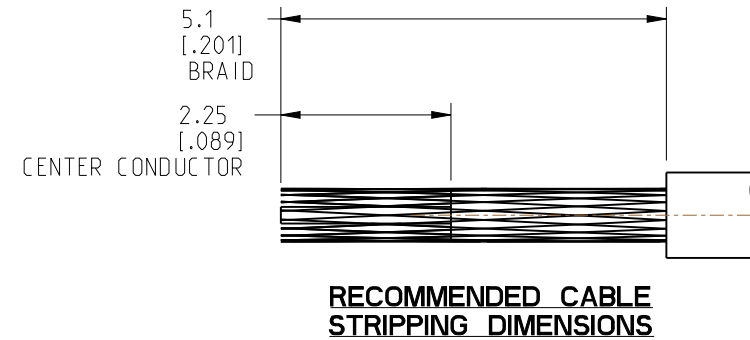
4. PACKAGING:
 A. QUANTITY: SINGLE PACK
 B. MARKING: PACKAGING TO BE MARKED
 "AMPHENOL RF, 901-10762, DATE CODE"
5. CABLE ASSEMBLY INSTRUCTIONS:
 A. TRIM CABLE AS SHOWN.
 B. INSERT CABLE THROUGH INNER FERRULE AND PEEL BRAID BACK, OVER INNER FERRULE.
 C. INSTALL SLEEVE AND INSULATOR DISC OVER CABLE, BOTTOMING ON INNER FERRULE.
 D. SOLDER BULLET CONTACT TO CABLE CENTER CONDUCTOR, BOTTOMING ON INSULATOR.
 E. INSERT CABLE INTO CONNECTOR UNTIL IT BOTTOMS.
 F. CRIMP BODY OVER INNER FERRULE USING .105" HEX.

6 SHOWS CABLE ENTRY DIMENSIONS.

REVISIONS				
REV	DESCRIPTION	DATE	ECN	BY
A	RELEASE TO MFG.	13-Dec-21		SH



SCALE 3.000



CUSTOMER OUTLINE DRAWING

ALL OTHER SHEETS ARE FOR INTERNAL USE ONLY

NOTICE: These drawings, specifications, or other data (1) are, and remain the property of Amphenol corp. (2) must be returned upon request; and (3) are confidential and not to be disclosed to any person other than those to whom they are given by Amphenol Corp. The furnishing of these drawings, specifications, or other data by Amphenol Corp., or to any other person to anyone for any purpose is not to be regarded by implication or otherwise in any manner licensing, granting rights to permitting such holder or any other person to manufacture, use or sell any product, process or design, patented or otherwise, that may in any way be related to or disclosed by said drawings, specifications, or other data.		UNLESS OTHERWISE SPECIFIED DIMENSIONS ARE METRIC (INCHES) AND TOLERANCES ARE: <0.5mm = ±0.05mm [<0.020 = ±0.002] >0.5 - 6mm = ±0.1mm [>0.020 - 0.236 = ±0.004] >6.00 - 30mm = ±0.2mm [>0.236 - 1.181 = ±0.008] >30.00 - 120mm = ±0.3mm [>1.181 - 4.725 = ±0.012]		MATERIAL SEE NOTES		TITLE SMA STR JACK FOR 1.13 MM CABLE		Amphenol RF	
THIRD ANGLE PROJ. REFERENCE		ANGLES = ±1°		ENGR.1 C.CROTTY ENGR.2 WIKI DATE 07-JAN-21		SHEET NO. 2 OF 2 SCALE: 9.0:1.0		DRAWING NO. 901-10762 ITEM NO. 901-10762 PART NO. 901-10762	
EAR# 10131						SIZE B		REV A	

X-ON Electronics

Largest Supplier of Electrical and Electronic Components

Click to view similar products for [RF Connectors / Coaxial Connectors](#) category:

Click to view products by [Amphenol](#) manufacturer:

Other Similar products are found below :

[8915-1511-000](#) [89674-0827](#) [6001-7071-019](#) [6002-7051-003](#) [6002-7551-202](#) [6059674-1](#) [619550-1](#) [630059-000](#) [M39030/3-01N](#) [6500-7071-046](#) [6769](#) [CX050L2AQ](#) [7002-1541-010](#) [7002-1542-011](#) [7002-1572-002](#) [7003-1542-011](#) [7004-1512-000](#) [7009-1511-004](#) [7010-1511-000](#) [7029-1511-060](#) [7101-1541-010](#) [7101-1571-002](#) [7145-1521-002](#) [7203-1571-003](#) [7209-1511-011](#) [7210-1511-015](#) [7210-1511-019](#) [73137-5015](#) [73216-2241](#) [73404-2300](#) [7405-1521-005](#) [7405-1521-802](#) [8527](#) [8547](#) [FS11V](#) [9049-9513-000](#) [9074-9513-000](#) [9101-9573-002](#) [910A205F](#) [9130-9573-002](#) [PL11SC-026](#) [PL375-33](#) [PL40-5](#) [PL74C-221](#) [PL75MC-217](#) [PL803-7](#) [980-8666-005](#) [1200690078](#) [1-201144-1](#) [R107003010W](#)