

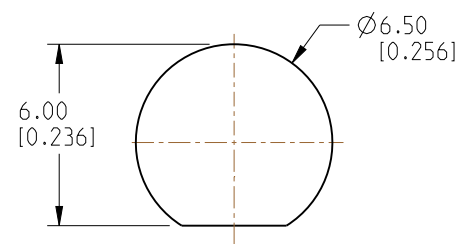
NOTES:

- 1. MATERIALS AND FINISHES:
BODY, BULLET CONTACT, SLEEVE, INNER FERRULE,
HEX NUT AND LOCK WASHER - BRASS, GOLD PLATING
CONTACT - BeCu, GOLD PLATING
INSULATOR AND INSULATOR DISC - PTFE, NATURAL
GASKET AND O-RING - SILICONE RUBBER, RED
- 2. ELECTRICAL:
A. IMPEDANCE: 50 OHM
B. FREQUENCY: DC - 6 GHz
C. VSWR: 1.30 MAX. DC - 3 GHz
1.40 MAX. 3 - 6 GHz
D. DIELECTRIC WITHSTANDING VOLTAGE: 500 VRMS, MIN.
- 3. MECHANICAL:
A. DURABILITY: 500 CYCLES MIN.
B. TEMPERATURE RANGE: -65°C TO +165°C
C. SEALING: MEETS IP-67 REQUIREMENTS IN UNMATED CONDITION

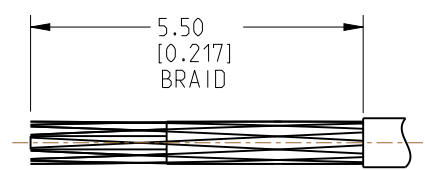
- 4. PACKAGING:
A. QUANTITY: SINGLE PACK
B. MARKING: PACKAGING TO BE MARKED
"AMPHENOL RF, 901-10794 AND DATE CODE"
- 5. CABLE ASSEMBLY INSTRUCTIONS:
A. TRIM CABLE AS SHOWN.
B. INSERT CABLE THROUGH INNER FERRULE AND PEEL BRAID BACK,
OVER INNER FERRULE.
C. INSTALL SLEEVE AND INSULATOR DISC OVER CABLE,
BOTTOMING ON INNER FERRULE.
D. SOLDER BULLET CONTACT TO CABLE CENTER CONDUCTOR,
BOTTOMING ON INSULATOR DISC.
E. INSERT CABLE INTO CONNECTOR UNTIL IT BOTTOMS.
F. CRIMP BODY OVER INNER FERRULE USING 0.105" HEX.

6 SHOWS CABLE ENTRY DIMENSIONS.

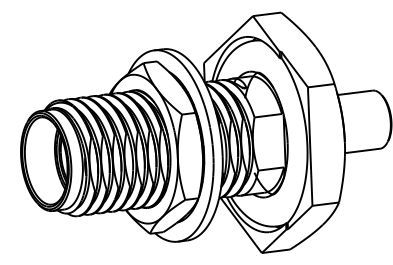
| REVISIONS | | | | |
|-----------|-----------------|-----------|-------|----|
| REV | DESCRIPTION | DATE | ECN | BY |
| A | RELEASE TO MFG. | 27-APR-23 | 16648 | SH |



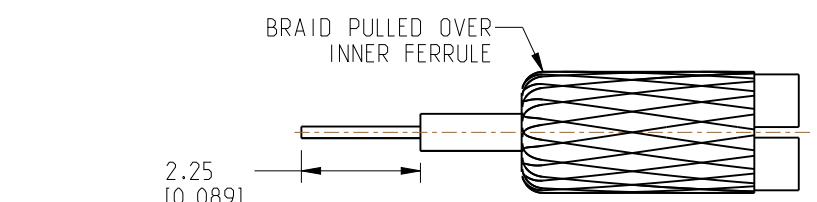
RECOMMENDED MOUNTING HOLE DIMENSIONS



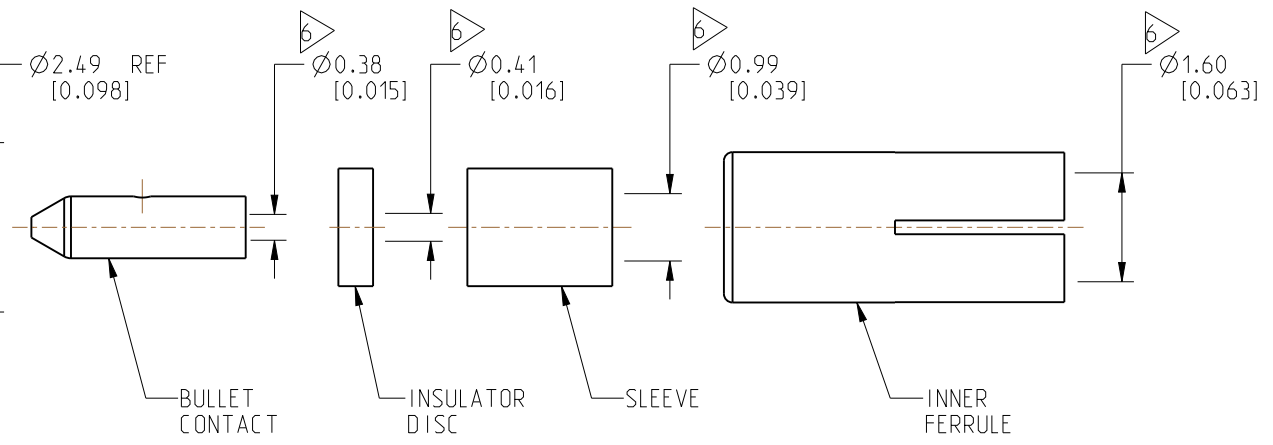
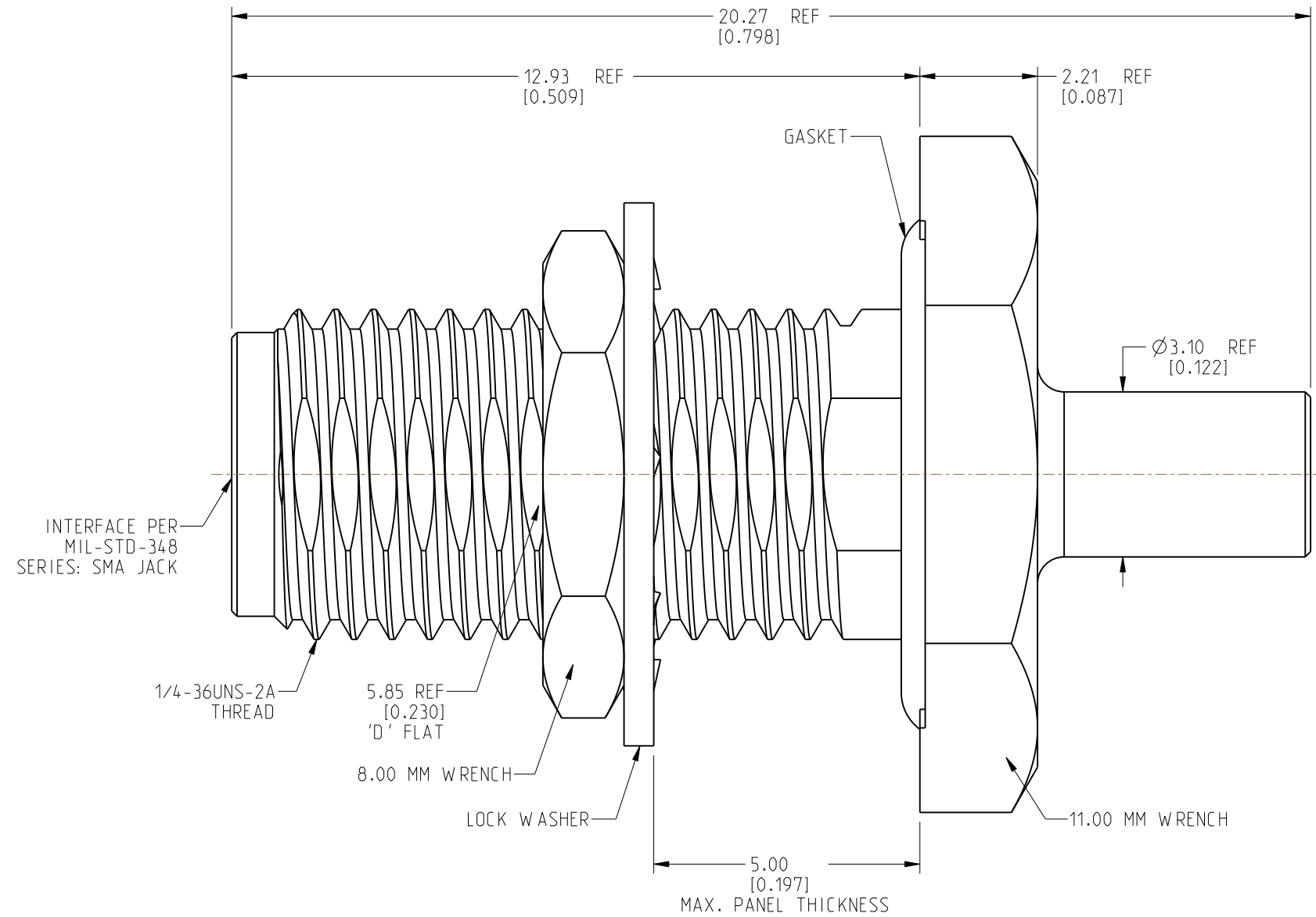
RECOMMENDED CABLE STRIPPING DIMENSIONS (TRIM 1)



SCALE 2.500



RECOMMENDED CABLE STRIPPING DIMENSIONS (TRIM 2)



CUSTOMER OUTLINE DRAWING
ALL OTHER SHEETS ARE FOR INTERNAL USE ONLY

NOTICE: These drawings, specifications, or other data (1) are, and remain the property of Amphenol corp. (2) must be returned upon request; and (3) are confidential and not to be disclosed to any person other than those to whom they are given by Amphenol Corp. The furnishing of these drawings, specifications, or other data by Amphenol Corp., or to any other person to anyone for any purpose is not to be regarded by implication or otherwise in any manner licensing, granting rights to permitting such holder or any other person to manufacture, use or sell any product, process or design, patented or otherwise, that may in any way be related to or disclosed by said drawings, specifications, or other data.

UNLESS OTHERWISE SPECIFIED DIMENSIONS ARE METRIC (INCHES) AND TOLERANCES ARE:
 <0.5mm = ±0.05mm [-0.020 = ±0.002]
 >0.5 - 6mm = ±0.1mm [-0.020 - 0.236 = ±0.004]
 >6.00 - 30mm = ±0.2mm [-0.236 - 1.181 = ±0.008]
 >30.00 - 120mm = ±0.3mm [-1.181 - 4.725 = ±0.012]

MATERIAL: SEE NOTES
 ENGR.1 MADHAN G ENGR.2 JACK LIANG DATE 22-MAR-21

TITLE: SMA STR BHD JACK IP 67 FOR 1.37 MM CABLE
 SHEET NO. 2 OF 2 SCALE: 9.0:1.0

| | | | | |
|--------|--|-----------------------|--|-------|
| SIZE B | | DRAWING NO. 901-10794 | | REV A |
| | | ITEM NO. 901-10794 | | |
| | | PART NO. 901-10794 | | |

THIRD ANGLE PROJ.

REFERENCE

EAR# 10155

ANGLES = ±1°

X-ON Electronics

Largest Supplier of Electrical and Electronic Components

Click to view similar products for [RF Connectors](#) / [Coaxial Connectors](#) category:

Click to view products by [Amphenol](#) manufacturer:

Other Similar products are found below :

[89674-0827](#) [6059674-1](#) [630059-000](#) [6501-1071-002](#) [6769](#) [7002-1541-010](#) [7002-1572-002](#) [7004-1512-000](#) [7009-1511-004](#) [7101-1541-010](#)
[7101-1571-002](#) [7105-1521-002](#) [7203-1571-003](#) [7209-1511-011](#) [7210-1511-040](#) [7242-1511-000](#) [7405-1521-005](#) [7405-1521-802](#)
[804S01D04M040](#) [8527](#) [8547](#) [FS11V](#) [877931](#) [8808-1511-001](#) [9049-9513-000](#) [9074-9513-000](#) [PL11C-026](#) [PL40-36](#) [9408-1113-000](#) [980-](#)
[8666-005](#) [11 SMA-50-2-6 / 111 NE](#) [11 SMA-50-3-6 / 111 NE](#) [1-201144-1](#) [120919](#) [R107003010W](#) [R112186000](#) [R113053000W](#) [R113082097](#)
[R113236000](#) [R114083000](#) [R114670000W](#) [R123415000W](#) [R124076320](#) [R124076450](#) [R124175123](#) [R125075000W](#) [R125075001](#)
[R125172000W](#) [R125415030](#) [R141007161](#)