



Main Feature

1. Low coil power consumption 200mW.
2. Dielectric Strength up to 4,000VAC.
3. Low profile 10.5 mm.
4. Clearance and creepage more than 5.0 mm.
5. UL Class F insulation available.
6. In accordance with IEC 60730-1.
7. Halogen Free series available.
8. Comply with RoHS and REACH regulations

Contact Rating

Load Type	AKE (DM)	AKE (D)
Rated Load (Resistive)	8A 250VAC	5A 250VAC
	8A 30VDC	5A 30VDC
Max. Allowable Voltage	AC 440V	AC 380V
	DC 30V	DC 30V
Max. Allowable Current	8A	5A
Max. Allowable Power Force	2000VA	1,250VA
	240W	150W
Contact Material	Ag Alloy	Ag Alloy
Contact Form	SPST	SPDT

Application

1. Industrial Electronic Instrument, PLC, Timers, Temperature Control & Measure.
2. White goods.
3. Building Automation.
4. Air Conditioner.
5. Actuating Driver.

Performance (at Initial Value)

- Contact Resistance..... 100 mΩ Max.@1A,6VDC
- Operate Time.....8 mSec. Max.
- Release Time..... 6 mSec. Max.
- Dielectric Strength:
 - Between Coil & Contact.....4,000VAC at 50/60 Hz for one minute
 - Between Contacts..... 1,000VAC at 50/60 Hz for one minute
- Surge Strength..... 10,000V (between coil & contact 1.2x50μSec.)
- Insulation Resistance..... 100 MegaΩ Min. at 500VDC
- Max. On/Off Switching:
 - Electrical..... 15 Cycles per Minute
 - Mechanical.....300 Cycles per Minute
- Temperature Range.....-40 ~ +85°C
- Humidity Range..... 45 ~ 85% RH.
- Coil Temperature Rise..... 40°C Max.
- Vibration:
 - Endurance..... 10 to 55 Hz dual

Error Operation..... amplitude width 1.5mm
10 to 55 Hz dual
amplitude width 1.5mm

- Shock:
 - Endurance.....1,000m/S²
 - Error Operation..... 100 m/S²
- Life Expectancy:
 - Mechanical..... 10⁷ Operations at No load condition
 - Electrical..... 10⁵ Operations at Rated Resistive Load
- Weight.....about 6.0 g

Safety Standard & File Number

- UL & C-UL.....E520111

Coil Specification (at 20 °C)

Coil Sensitivity	Nominal Voltage (VDC)	Nominal Current (mA)	Coil Resistance ($\Omega \pm 10\%$)	Power Consumption (W)	Pull-In Voltage (VDC)	Drop-Out Voltage (VDC)	Maximum Allowable Voltage (VDC)
AKE	3	66.7	45	Abt. 0.2	75% Maximum	5% Minimum	150%
	5	40.0	125				
	6	33.3	180				
	9	22.2	405				
	12	16.7	720				
	24	8.3	2,880				
	48	4.2	11,520				

Ordering Information

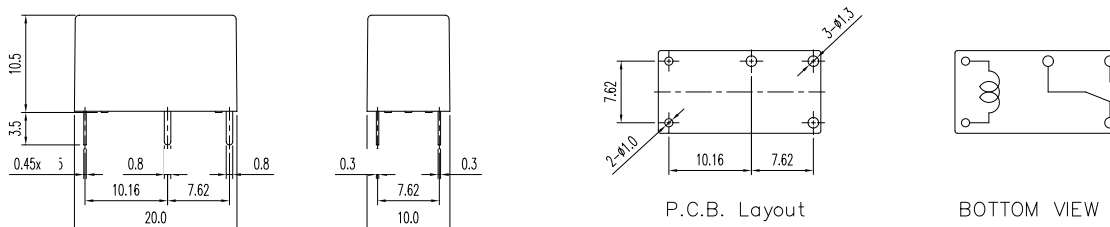
AKE	1	12	D	M	G	F	Insulation System:	Nil: Standard Class F: Class F
							Contact Material:	
							Contact Form:	Nil: One Form C M: One Form A D: Standard DC
							Coil Sensitivity:	1: One Pole AKE
							Coil Voltage:	03: 3V, 05: 5V, 06: 6V, 09: 9V, 12: 12V, 24: 24V, 48: 48V
							Number of Pole:	
							Type:	

Classification

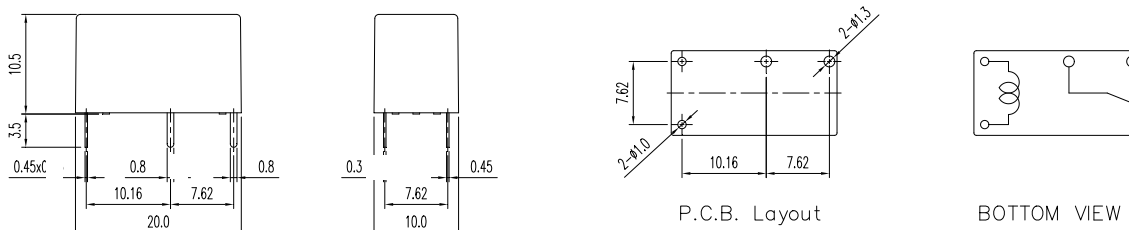
Model	AKE	
Coil Sensitivity	Standard DC	
Contact Form	1C	1A
Wash Tight	AKE 1□□D□	AKE 1□□DM□

Dimension ($\leq 5\text{mm} \pm 0.2\text{mm}$, $> 5\text{mm} \pm 0.3\text{mm}$, the tolerance of PCB thru hole: $+0.1\text{mm}$)

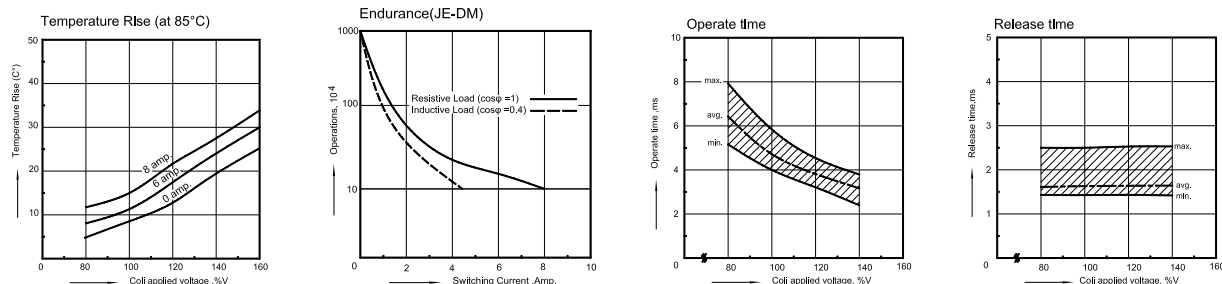
AKE-D



AKE-DM



Reference Data



X-ON Electronics

Largest Supplier of Electrical and Electronic Components

Click to view similar products for [General Purpose Relays](#) category:

Click to view products by [Amphenol](#) manufacturer:

Other Similar products are found below :

[PCN-105D3MH,000](#) [59641F200](#) [5JO-1000CD-SIL](#) [5X827E](#) [5X837F](#) [5X840F](#) [5X842F](#) [5X848E](#) [LY2N-AC120](#) [LY2-US-AC120](#) [M115C60](#)
[M115N010](#) [M115N0150](#) [603-12D](#) [60HE1-5DC](#) [60HE2S-12DC](#) [61211T0B4](#) [61212T400](#) [61222Q400](#) [61243B600](#) [61243C500](#) [61243Q400](#)
[61311BOA2](#) [61311BOA6](#) [61311BOA8](#) [61311C0A2](#) [61311COA1](#) [61311COA6](#) [61311F0A2](#) [61311QOA1](#) [61311QOA4](#) [61311T0D6](#)
[61311TOA6](#) [61311TOA7](#) [61311TOB3](#) [61311TOB4](#) [61311U0A6](#) [61312Q600](#) [61312T400](#) [61312T600](#) [61313U200](#) [61313U400](#) [61322T400](#)
[61332C400](#) [61343C200](#) [61343C600](#) [61343Q200](#) [61343T100](#) [61343T200](#) [61343T400](#)